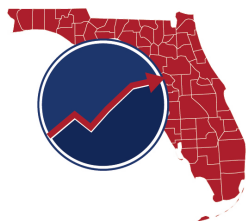




Florida Clerks of Court Operations Corporation
Section 318.18(13)(b), Florida Statutes
County Fiscal Year 2022-23; Quarter 2
January 2023 - March 2023



County	Section {1,2,3}	Revenue	Expense	Description	Revenue Value	Expenditure Value	Principal	Interest
Alachua	1	Revenue		Revenue	\$129,126.11			
Alachua	1		Expense	46-Repair & Maintenance		\$1,437.00		
Alachua	2	Revenue		Revenue	\$0.00			
Alachua	2		Expense	Expense		\$0.00	\$0.00	\$0.00
Alachua	3	Revenue		Revenue	\$0.00			
Alachua	3		Expense	Expense		\$0.00	\$0.00	\$0.00
Baker	1	Revenue		Revenue	\$11,174.95			
Baker	1		Expense	Elevator		\$2,660.73		
Baker	1		Expense	Giving Back to Baker		\$1,875.00		
Baker	1		Expense	Security System		\$4,941.95		
Baker	1		Expense	Building Maintenance		\$999.34		
Baker	2	Revenue		Revenue	\$0.00			
Baker	2		Expense	Expense		\$0.00	\$0.00	\$0.00
Baker	3	Revenue		Revenue	\$0.00			
Baker	3		Expense	Expense		\$0.00	\$0.00	\$0.00
Bay	1	Revenue		Revenue	\$104,797.48			
Bay	1		Expense	Expense		\$0.00		
Bay	2	Revenue		Revenue	\$0.00			
Bay	2		Expense	Expense		\$0.00	\$0.00	\$0.00
Bay	3	Revenue		Revenue	\$0.00			
Bay	3		Expense	Expense		\$0.00	\$0.00	\$0.00
Bradford	1	Revenue		Revenue	\$31,248.20			
Bradford	1		Expense	Jan		\$7,824.21		
Bradford	2	Revenue		Revenue	\$0.00			
Bradford	2		Expense	Expense		\$0.00	\$0.00	\$0.00
Bradford	3	Revenue		Revenue	\$0.00			
Bradford	3		Expense	Expense		\$0.00	\$0.00	\$0.00
Brevard	1	Revenue		Revenue	\$240,463.00			
Brevard	1		Expense	Salary and Benefits		\$3,450.00		
Brevard	1		Expense	Operating		\$237,013.00		
Brevard	2	Revenue		Revenue	\$0.00			
Brevard	2		Expense	Expense		\$0.00	\$0.00	\$0.00
Brevard	3	Revenue		Revenue	\$0.00			
Brevard	3		Expense	Expense		\$0.00	\$0.00	\$0.00
Broward	1	Revenue		Revenue	\$960,976.00			
Broward	1		Expense	Expense		\$0.00		
Broward	2	Revenue		Revenue	\$0.00			
Broward	2		Expense	Expense		\$0.00	\$0.00	\$0.00
Broward	3	Revenue		Revenue	\$0.00			
Broward	3		Expense	Expense		\$0.00	\$0.00	\$0.00
Calhoun	1	Revenue		Revenue	\$5,313.48			
Calhoun	1		Expense	Expense		\$0.00		
Calhoun	2	Revenue		Revenue	\$0.00			
Calhoun	2		Expense	Expense		\$0.00	\$0.00	\$0.00
Calhoun	3	Revenue		Revenue	\$0.00			
Calhoun	3		Expense	Expense		\$0.00	\$0.00	\$0.00
Charlotte	1	Revenue		Revenue	\$79,866.19			
Charlotte	1		Expense	Personnel		\$60,938.85		
Charlotte	1		Expense	Services		\$35,921.50		
Charlotte	1		Expense	Utilities		\$107,587.05		
Charlotte	1		Expense	Repair & Maintenance		\$13,962.60		
Charlotte	1		Expense	Materials & Supplies		\$5,104.45		
Charlotte	2	Revenue		Revenue	\$0.00			
Charlotte	2		Expense	Expense		\$0.00	\$0.00	\$0.00
Charlotte	3	Revenue		Revenue	\$0.00			
Charlotte	3		Expense	Expense		\$0.00	\$0.00	\$0.00
Citrus	1	Revenue		Revenue	\$111,354.98			
Citrus	1		Expense	Expense		\$0.00		
Citrus	2	Revenue		Revenue	\$0.00			
Citrus	2		Expense	Expense		\$0.00	\$0.00	\$0.00
Citrus	3	Revenue		Revenue	\$0.00			
Citrus	3		Expense	Expense		\$0.00	\$0.00	\$0.00
Clay	1	Revenue		Revenue	\$273,241.81			
Clay	1		Expense	Repairs and Maintenance		\$30,612.93		

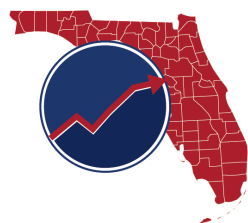




Florida Clerks of Court Operations Corporation
Section 318.18(13)(b), Florida Statutes
County Fiscal Year 2022-23; Quarter 2
January 2023 - March 2023



County	Section {1,2,3}	Revenue	Expense	Description	Revenue Value	Expenditure Value	Principal	Interest
Clay	1		Expense	Machinery and Equipment		\$1,409.97		
Clay	1		Expense	Rental and Leases		\$8,006.63		
Clay	2	Revenue		Revenue	\$0.00			
Clay	2		Expense	Expense		\$0.00	\$0.00	\$0.00
Clay	3	Revenue		Revenue	\$0.00			
Clay	3		Expense	Expense		\$0.00	\$0.00	\$0.00
Collier	1	Revenue		Revenue	\$252,081.92			
Collier	1		Expense	Courthouse 1st Floor		\$10,600.35		
Collier	1		Expense	Courthouse 6th Floor		\$21,456.00		
Collier	2	Revenue		Revenue	\$0.00			
Collier	2		Expense	Expense		\$0.00	\$0.00	\$0.00
Collier	3	Revenue		Revenue	\$0.00			
Collier	3		Expense	Expense		\$0.00	\$0.00	\$0.00
Columbia	1	Revenue		Revenue	\$47,763.89			
Columbia	1		Expense	Courthouse Maintenance		\$47,763.89		
Columbia	2	Revenue		Revenue	\$0.00			
Columbia	2		Expense	Expense		\$0.00	\$0.00	\$0.00
Columbia	3	Revenue		Revenue	\$0.00			
Columbia	3		Expense	Expense		\$0.00	\$0.00	\$0.00
DeSoto	1	Revenue		Revenue	\$0.00			
DeSoto	1		Expense	Salary and Benefits		\$18,204.53		
DeSoto	1		Expense	Contracted Services		\$11,229.99		
DeSoto	1		Expense	Repairs and Maintenance		\$4,463.08		
DeSoto	1		Expense	Supplies and Materials		\$1,493.25		
DeSoto	2	Revenue		Revenue	\$0.00			
DeSoto	2		Expense	Expense		\$0.00	\$0.00	\$0.00
DeSoto	3	Revenue		Revenue	\$0.00			
DeSoto	3		Expense	Expense		\$0.00	\$0.00	\$0.00
Dixie	1	Revenue		Revenue	\$6,611.35			
Dixie	1		Expense	Expense		\$0.00		
Dixie	2	Revenue		Revenue	\$0.00			
Dixie	2		Expense	Expense		\$0.00	\$0.00	\$0.00
Dixie	3	Revenue		Revenue	\$0.00			
Dixie	3		Expense	Expense		\$0.00	\$0.00	\$0.00
Duval	1	Revenue		Revenue	\$593,355.89			
Duval	1		Expense	General Maintenance		\$226,400.01		
Duval	2	Revenue		Revenue	\$0.00			
Duval	2		Expense	Various Bonds Issued		\$0.00	\$448,236.68	\$174,249.20
Duval	3	Revenue		Revenue	\$0.00			
Duval	3		Expense	Expense		\$0.00	\$0.00	\$0.00
Escambia	1	Revenue		Revenue	\$142,013.31			
Escambia	1		Expense	Judicial Building		\$142,500.00		
Escambia	2	Revenue		Revenue	\$0.00			
Escambia	2		Expense	Expense		\$0.00	\$0.00	\$0.00
Escambia	3	Revenue		Revenue	\$0.00			
Escambia	3		Expense	Expense		\$0.00	\$0.00	\$0.00
Flagler	1	Revenue		Revenue	\$41,618.10			
Flagler	1		Expense	Safety		\$2,067.00		
Flagler	1		Expense	Security		\$798.24		
Flagler	1		Expense	Utility		\$1,371.67		
Flagler	1		Expense	Repair/Maintenance		\$18,737.58		
Flagler	1		Expense	Maintenance Agreements		\$15,141.29		
Flagler	2	Revenue		Revenue	\$0.00			
Flagler	2		Expense	Expense		\$0.00	\$0.00	\$0.00
Flagler	3	Revenue		Revenue	\$0.00			
Flagler	3		Expense	Expense		\$0.00	\$0.00	\$0.00
Franklin	1	Revenue		Revenue	\$7,856.50			
Franklin	1		Expense	Courthouse Maintenance		\$41,717.64		
Franklin	1		Expense	Courthouse Security		\$52,398.79		
Franklin	1		Expense	Courthouse Utilities		\$9,231.25		
Franklin	2	Revenue		Revenue	\$0.00			
Franklin	2		Expense	Expense		\$0.00	\$0.00	\$0.00
Franklin	3	Revenue		Revenue	\$0.00			
Franklin	3		Expense	Expense		\$0.00	\$0.00	\$0.00

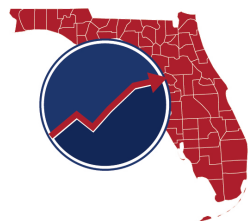




Florida Clerks of Court Operations Corporation
Section 318.18(13)(b), Florida Statutes
County Fiscal Year 2022-23; Quarter 2
January 2023 - March 2023



County	Section {1,2,3}	Revenue	Expense	Description	Revenue Value	Expenditure Value	Principal	Interest
Gadsden	1	Revenue		Revenue	\$35,767.37			
Gadsden	1		Expense	PROFESSIONAL SERVICES		\$300.00		
Gadsden	1		Expense	OTHER CONTRACTUAL		\$1,187.85		
Gadsden	1		Expense	COMMUNICATIONS		\$7,360.88		
Gadsden	1		Expense	POSTAGE & FREIGHT		\$5.00		
Gadsden	1		Expense	UTILITIES		\$11,171.03		
Gadsden	1		Expense	OPERATING SUPPLIES		\$604.52		
Gadsden	1		Expense	RENTAL & LEASES		\$2,779.05		
Gadsden	1		Expense	SECURITY		\$10,410.08		
Gadsden	1		Expense	REPAIR & MAINTENANCE		\$1,774.00		
Gadsden	2	Revenue		Revenue	\$0.00			
Gadsden	2		Expense	Expense		\$0.00	\$0.00	\$0.00
Gadsden	3	Revenue		Revenue	\$0.00			
Gadsden	3		Expense	Expense		\$0.00	\$0.00	\$0.00
Gilchrist	1	Revenue		Revenue	\$10,741.79			
Gilchrist	1		Expense	Expense		\$0.00		
Gilchrist	2	Revenue		Revenue	\$0.00			
Gilchrist	2		Expense	Expense		\$0.00	\$0.00	\$0.00
Gilchrist	3	Revenue		Revenue	\$0.00			
Gilchrist	3		Expense	Expense		\$0.00	\$0.00	\$0.00
Glades	1	Revenue		Revenue	\$20,728.32			
Glades	1		Expense	Expense		\$1,934.16		
Glades	1		Expense	Court Tech. Rev. - Comm. Freight		\$1,479.90		
Glades	1		Expense	Court Tech. Rev. - Improvements other Thank		\$12,150.00		
Glades	1		Expense	Court Tech. Rev. - Equip<\$5000		\$444.06		
Glades	1		Expense	County Judge - Comm. & Freight		\$513.53		
Glades	1		Expense	County Judge - Postage		\$21.94		
Glades	1		Expense	County Judge - Rentals & Leases		\$118.56		
Glades	1		Expense	County Judge - Office Supply		\$6.82		
Glades	1		Expense	Probation Fee Rev. - Postage		\$41.60		
Glades	1		Expense	Probation Fee Rev. - Rentals & Leases		\$196.26		
Glades	1		Expense	Probation Fee Rev. - Office Supplies		\$6.94		
Glades	1		Expense	Courthouse Maintenance. Contractual Serv.		\$5,345.38		
Glades	1		Expense	Courthouse Maintenance. - Repair & Maintenance.		\$936.77		
Glades	1		Expense	Courthouse Maintenance. - Building Maintenance.		\$1,104.31		
Glades	2	Revenue		Revenue	\$0.00			
Glades	2		Expense	Expense		\$0.00	\$0.00	\$0.00
Glades	3	Revenue		Revenue	\$0.00			
Glades	3		Expense	Expense		\$0.00	\$0.00	\$0.00
Gulf	1	Revenue		Revenue	\$549.80			
Gulf	1		Expense	Expense		\$0.00		
Gulf	2	Revenue		Revenue	\$0.00			
Gulf	2		Expense	Expense		\$0.00	\$0.00	\$0.00
Gulf	3	Revenue		Revenue	\$0.00			
Gulf	3		Expense	Expense		\$0.00	\$0.00	\$0.00
Hamilton	1	Revenue		Revenue	\$0.00			
Hamilton	1		Expense	Expense		\$0.00		
Hamilton	2	Revenue		Revenue	\$0.00			
Hamilton	2		Expense	Expense		\$0.00	\$0.00	\$0.00
Hamilton	3	Revenue		Revenue	\$0.00			
Hamilton	3		Expense	Expense		\$0.00	\$0.00	\$0.00
Hardee	1	Revenue		Revenue	\$26,614.75			
Hardee	1		Expense	Local Law Libraries		\$6,234.70		
Hardee	2	Revenue		Revenue	\$0.00			
Hardee	2		Expense	Expense		\$0.00	\$0.00	\$0.00
Hardee	3	Revenue		Revenue	\$0.00			
Hardee	3		Expense	Expense		\$0.00	\$0.00	\$0.00
Hendry	1	Revenue		Revenue	\$28,527.34			
Hendry	1		Expense	Expense		\$0.00		
Hendry	2	Revenue		Revenue	\$0.00			
Hendry	2		Expense	Expense		\$0.00	\$0.00	\$0.00
Hendry	3	Revenue		Revenue	\$0.00			
Hendry	3		Expense	Expense		\$0.00	\$0.00	\$0.00
Hernando	1	Revenue		Revenue	\$96,306.58			

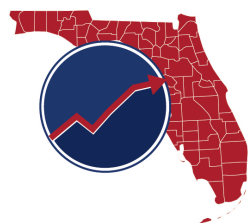




Florida Clerks of Court Operations Corporation
Section 318.18(13)(b), Florida Statutes
County Fiscal Year 2022-23; Quarter 2
January 2023 - March 2023



County	Section {1,2,3}	Revenue	Expense	Description	Revenue Value	Expenditure Value	Principal	Interest
Hernando	1		Expense	Operating Supplies		\$451.00		
Hernando	2	Revenue		Revenue	\$0.00			
Hernando	2		Expense	Expense		\$0.00	\$0.00	\$0.00
Hernando	3	Revenue		Revenue	\$0.00			
Hernando	3		Expense	Expense		\$0.00	\$0.00	\$0.00
Highlands	1	Revenue		Revenue	\$42,447.41			
Highlands	1		Expense	Payroll Charges		\$28,238.44		
Highlands	1		Expense	Matting Services		\$275.07		
Highlands	1		Expense	Camera Maintenance		\$546.00		
Highlands	1		Expense	X-Ray Scanner Maintenance		\$2,917.42		
Highlands	1		Expense	Fire Suppression/Sprinkler Repairs & Maintenance		\$1,143.60		
Highlands	1		Expense	Security Maintenance Contracts		\$374.00		
Highlands	1		Expense	Miscellaneous Repairs & Maintenance		\$1,806.19		
Highlands	1		Expense	Air Conditioning Service & Repairs		\$1,405.28		
Highlands	1		Expense	Floor Cleaning		\$387.01		
Highlands	1		Expense	Elevators		\$2,352.00		
Highlands	1		Expense	Communication & Freight		\$34.62		
Highlands	1		Expense	Security Cameras/Scanners		\$585.48		
Highlands	1		Expense	Security Controls		\$182.00		
Highlands	1		Expense	Payroll Charges		\$1,665.64		
Highlands	1		Expense	Communication & Freight		\$0.85		
Highlands	1		Expense	Rent/Lease Office Equipment		\$95.08		
Highlands	1		Expense	Operating Supplies		\$174.46		
Highlands	1		Expense	Books/Publications		\$2,298.10		
Highlands	1		Expense	Office Supplies		\$10.61		
Highlands	2	Revenue		Revenue	\$0.00			
Highlands	2		Expense	Expense		\$0.00	\$0.00	\$0.00
Highlands	3	Revenue		Revenue	\$0.00			
Highlands	3		Expense	Expense		\$0.00	\$0.00	\$0.00
Hillsborough	1	Revenue		Revenue	\$0.00			
Hillsborough	1		Expense	Expense		\$0.00		
Hillsborough	2	Revenue		Revenue	\$555,675.45			
Hillsborough	2		Expense	Principal and Interest on Bonds/Notes		\$0.00	\$0.00	\$0.00
Hillsborough	3	Revenue		Revenue	\$0.00			
Hillsborough	3		Expense	Expense		\$0.00	\$0.00	\$0.00
Holmes	1	Revenue		Revenue	\$8,873.50			
Holmes	1		Expense	CenturyLink-Line for HVAC Controls		\$329.43		
Holmes	1		Expense	Sonitrol-Access System Maintenance		\$2,171.67		
Holmes	1		Expense	Inspired Technologies Inc-Camera System Install		\$1,450.00		
Holmes	1		Expense	Amazon - Panic Button Batteries for Courthouse		\$101.74		
Holmes	1		Expense	GovConnection Inc - Recorder for Courthouse Camera System		\$320.85		
Holmes	2	Revenue		Revenue	\$0.00			
Holmes	2		Expense	Expense		\$0.00	\$0.00	\$0.00
Holmes	3	Revenue		Revenue	\$0.00			
Holmes	3		Expense	Expense		\$0.00	\$0.00	\$0.00
Indian River	1	Revenue		Revenue	\$41,693.29			
Indian River	1		Expense	State Attorney		\$20,119.80		
Indian River	1		Expense	Public Defender		\$1,446.14		
Indian River	1		Expense	Guardian Ad Litem		\$3,144.71		
Indian River	1		Expense	Law Library		\$10,423.32		
Indian River	2	Revenue		Revenue	\$0.00			
Indian River	2		Expense	Expense		\$0.00	\$0.00	\$0.00
Indian River	3	Revenue		Revenue	\$0.00			
Indian River	3		Expense	Expense		\$0.00	\$0.00	\$0.00
Jackson	1	Revenue		Revenue	\$36,367.67			
Jackson	1		Expense	Maintenance of Building		\$2,370.00		
Jackson	2	Revenue		Revenue	\$0.00			
Jackson	2		Expense	Expense		\$0.00	\$0.00	\$0.00
Jackson	3	Revenue		Revenue	\$0.00			
Jackson	3		Expense	Expense		\$0.00	\$0.00	\$0.00
Jefferson	1	Revenue		Revenue	\$24,071.18			
Jefferson	1		Expense	Lease payment on court facilities		\$24,000.00		
Jefferson	2	Revenue		Revenue	\$0.00			
Jefferson	2		Expense	Expense		\$0.00	\$0.00	\$0.00

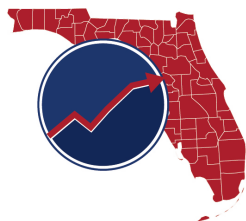




Florida Clerks of Court Operations Corporation
Section 318.18(13)(b), Florida Statutes
County Fiscal Year 2022-23; Quarter 2
January 2023 - March 2023



County	Section {1,2,3}	Revenue	Expense	Description	Revenue Value	Expenditure Value	Principal	Interest
Jefferson	3	Revenue		Revenue	\$0.00			
Jefferson	3		Expense	Expense		\$0.00	\$0.00	\$0.00
Lafayette	1	Revenue		Revenue	\$2,265.00			
Lafayette	1		Expense	Courthouse Maintenance		\$2,275.00		
Lafayette	2	Revenue		Revenue	\$0.00			
Lafayette	2		Expense	Expense		\$0.00	\$0.00	\$0.00
Lafayette	3	Revenue		Revenue	\$0.00			
Lafayette	3		Expense	Expense		\$0.00	\$0.00	\$0.00
Lake	1	Revenue		Revenue	\$188,713.00			
Lake	1		Expense	Clerk of Court		\$209,199.31		
Lake	1		Expense	State Attorney		\$65,498.08		
Lake	1		Expense	Public Defender		\$34,105.01		
Lake	1		Expense	Circuit Judges		\$330,250.83		
Lake	1		Expense	Guardian Ad Litem		\$2,440.39		
Lake	2	Revenue		Revenue	\$0.00			
Lake	2		Expense	Expense		\$0.00	\$0.00	\$0.00
Lake	3	Revenue		Revenue	\$0.00			
Lake	3		Expense	Expense		\$0.00	\$0.00	\$0.00
Lee	1	Revenue		Revenue	\$285,918.35			
Lee	1		Expense	Court Administration		\$300,063.60		
Lee	2	Revenue		Revenue	\$0.00			
Lee	2		Expense	Expense		\$0.00	\$0.00	\$0.00
Lee	3	Revenue		Revenue	\$0.00			
Lee	3		Expense	Expense		\$0.00	\$0.00	\$0.00
Leon	1	Revenue		Revenue	\$176,921.05			
Leon	1		Expense	Utilities, Security, Maintenance		\$176,921.05		
Leon	2	Revenue		Revenue	\$0.00			
Leon	2		Expense	Expense		\$0.00	\$0.00	\$0.00
Leon	3	Revenue		Revenue	\$0.00			
Leon	3		Expense	Expense		\$0.00	\$0.00	\$0.00
Levy	1	Revenue		Revenue	\$50,379.47			
Levy	1		Expense	Utilities		\$23,984.03		
Levy	1		Expense	Repair/Maintenance		\$4,774.96		
Levy	1		Expense	Misc. Supplies		\$196.00		
Levy	1		Expense	Rental/Lease of Bldgs.		\$6,007.44		
Levy	2	Revenue		Revenue	\$0.00			
Levy	2		Expense	Expense		\$0.00	\$0.00	\$0.00
Levy	3	Revenue		Revenue	\$0.00			
Levy	3		Expense	Expense		\$0.00	\$0.00	\$0.00
Liberty	1	Revenue		Revenue	\$8,338.69			
Liberty	1		Expense	Expense		\$0.00		
Liberty	2	Revenue		Revenue	\$0.00			
Liberty	2		Expense	Expense		\$0.00	\$0.00	\$0.00
Liberty	3	Revenue		Revenue	\$0.00			
Liberty	3		Expense	Expense		\$0.00	\$0.00	\$0.00
Madison	1	Revenue		Revenue	\$54,732.73			
Madison	1		Expense	Communications		\$699.36		
Madison	1		Expense	Utilities		\$4,566.31		
Madison	1		Expense	Repairs & Maintenance		\$2,518.32		
Madison	2	Revenue		Revenue	\$0.00			
Madison	2		Expense	Expense		\$0.00	\$0.00	\$0.00
Madison	3	Revenue		Revenue	\$0.00			
Madison	3		Expense	Expense		\$0.00	\$0.00	\$0.00
Manatee	1	Revenue		Revenue	\$258,540.50			
Manatee	1		Expense	Judicial Center Revenue Bonds, Ser 2013 Debt Service		\$189,081.26		
Manatee	2	Revenue		Revenue	\$0.00			
Manatee	2		Expense	Expense		\$0.00	\$0.00	\$0.00
Manatee	3	Revenue		Revenue	\$0.00			
Manatee	3		Expense	Expense		\$0.00	\$0.00	\$0.00
Marion	1	Revenue		Revenue	\$104,936.92			
Marion	1		Expense	Courthouse Facilities		\$254,068.46		
Marion	1		Expense	Law Library		\$10,493.69		
Marion	2	Revenue		Revenue	\$0.00			
Marion	2		Expense	Expense		\$0.00	\$0.00	\$0.00

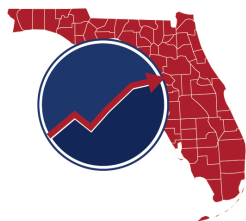




Florida Clerks of Court Operations Corporation
Section 318.18(13)(b), Florida Statutes
County Fiscal Year 2022-23; Quarter 2
January 2023 - March 2023



County	Section {1,2,3}	Revenue	Expense	Description	Revenue Value	Expenditure Value	Principal	Interest
Marion	3	Revenue		Revenue	\$0.00			
Marion	3		Expense	Expense		\$0.00	\$0.00	\$0.00
Martin	1	Revenue		Revenue	\$117,582.53			
Martin	1		Expense	CRT. HSE/CRT. HLD/COB BLDG MAINT		\$292,871.85		
Martin	1		Expense	COURTHOUSE SECURITY/BAIILFFS		\$1,001,930.76		
Martin	1		Expense	STATE ATTORNEY/ARTICLE V		\$23,193.60		
Martin	1		Expense	PUBLIC DEFENDER/ARTICLE V		\$2,335.96		
Martin	1		Expense	JUDICIAL NON-DEPARTMENTAL		\$9,389.98		
Martin	1		Expense	CONSTITUTIONAL TIP MAINTENANCE		\$1,415.29		
Martin	2	Revenue		Revenue	\$0.00			
Martin	2		Expense	Expense		\$0.00	\$0.00	\$0.00
Martin	3	Revenue		Revenue	\$0.00			
Martin	3		Expense	Expense		\$0.00	\$0.00	\$0.00
Miami-Dade	1	Revenue		Revenue	\$1,743,589.51			
Miami-Dade	1		Expense	Court Facilities Debt Service		\$1,743,589.51		
Miami-Dade	2	Revenue		Revenue	\$0.00			
Miami-Dade	2		Expense	Expense		\$0.00	\$0.00	\$0.00
Miami-Dade	3	Revenue		Revenue	\$0.00			
Miami-Dade	3		Expense	Expense		\$0.00	\$0.00	\$0.00
Monroe	1	Revenue		Revenue	\$148,760.66			
Monroe	1		Expense	Salary		\$36,946.25		
Monroe	1		Expense	Operations		\$537.49		
Monroe	1		Expense	Phone/Postage		\$5,335.59		
Monroe	1		Expense	Rental/Leases		\$3,206.85		
Monroe	1		Expense	Misc.		\$1,499.05		
Monroe	1		Expense	Repair		\$19,561.07		
Monroe	1		Expense	Contractual Service		\$14,335.67		
Monroe	2	Revenue		Revenue	\$0.00			
Monroe	2		Expense	Expense		\$0.00	\$0.00	\$0.00
Monroe	3	Revenue		Revenue	\$0.00			
Monroe	3		Expense	Expense		\$0.00	\$0.00	\$0.00
Nassau	1	Revenue		Revenue	\$42,935.64			
Nassau	1		Expense	Communications		\$27.90		
Nassau	1		Expense	Office Supplies		\$272.43		
Nassau	1		Expense	Misc. Operating Supplies		\$2,198.02		
Nassau	1		Expense	Maintenance Service Contracts		\$3.08		
Nassau	1		Expense	Other Current Charges		\$41.97		
Nassau	1		Expense	Equipment < \$750		\$489.96		
Nassau	1		Expense	Equipment		\$794.32		
Nassau	2	Revenue		Revenue	\$0.00			
Nassau	2		Expense	Expense		\$0.00	\$0.00	\$0.00
Nassau	3	Revenue		Revenue	\$0.00			
Nassau	3		Expense	Expense		\$0.00	\$0.00	\$0.00
Okaloosa	1	Revenue		Revenue	\$112,297.04			
Okaloosa	1		Expense	Debt Service		\$112,297.04		
Okaloosa	2	Revenue		Revenue	\$0.00			
Okaloosa	2		Expense	Expense		\$0.00	\$0.00	\$0.00
Okaloosa	3	Revenue		Revenue	\$0.00			
Okaloosa	3		Expense	Expense		\$0.00	\$0.00	\$0.00
Okeechobee	1	Revenue		Revenue	\$0.00			
Okeechobee	1		Expense	Expense		\$0.00		
Okeechobee	2	Revenue		Revenue	\$0.00			
Okeechobee	2		Expense	Expense		\$0.00	\$0.00	\$0.00
Okeechobee	3	Revenue		Revenue	\$0.00			
Okeechobee	3		Expense	Expense		\$0.00	\$0.00	\$0.00
Orange	1	Revenue		Revenue	\$1,364,688.52			
Orange	1		Expense	Expense		\$0.00		
Orange	2	Revenue		Revenue	\$0.00			
Orange	2		Expense	Expense		\$0.00	\$0.00	\$0.00
Orange	3	Revenue		Revenue	\$0.00			
Orange	3		Expense	Expense		\$0.00	\$0.00	\$0.00
Osceola	1	Revenue		Revenue	\$354,437.96			
Osceola	1		Expense	Capital - Admin Building Floor Reconfiguration		\$29,744.81		
Osceola	1		Expense	COC Criminal Division Office Reconfiguration		\$7,239.32		

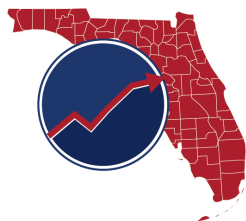




Florida Clerks of Court Operations Corporation
Section 318.18(13)(b), Florida Statutes
County Fiscal Year 2022-23; Quarter 2
January 2023 - March 2023



County	Section {1,2,3}	Revenue	Expense	Description	Revenue Value	Expenditure Value	Principal	Interest
Osceola	1		Expense	Capital - Courthouse Bi-Direct Amp System (Refund)		(\$26,085.52)		
Osceola	2	Revenue		Revenue	\$0.00			
Osceola	2		Expense	Expense		\$0.00	\$0.00	\$0.00
Osceola	3	Revenue		Revenue	\$0.00			
Osceola	3		Expense	Expense		\$0.00	\$0.00	\$0.00
Palm Beach	1	Revenue		Revenue	\$878,169.71			
Palm Beach	1		Expense	Maintenance		\$1,270,803.28		
Palm Beach	1		Expense	Security		\$6,314,306.57		
Palm Beach	1		Expense	Utilities		\$615,514.19		
Palm Beach	1		Expense	Construction & Debt Service		\$142,158.13		
Palm Beach	2	Revenue		Revenue	\$0.00			
Palm Beach	2		Expense	Expense		\$0.00	\$0.00	\$0.00
Palm Beach	3	Revenue		Revenue	\$0.00			
Palm Beach	3		Expense	Expense		\$0.00	\$0.00	\$0.00
Pasco	1	Revenue		Revenue	\$203,271.05			
Pasco	1		Expense	Expense		\$0.00	\$0.00	\$0.00
Pasco	2	Revenue		Revenue	\$0.00			
Pasco	2		Expense	Expense		\$0.00	\$0.00	\$0.00
Pasco	3	Revenue		Revenue	\$0.00			
Pasco	3		Expense	Expense		\$0.00	\$0.00	\$0.00
Pinellas	1	Revenue		Revenue	\$517,124.00			
Pinellas	1		Expense	North County Facility		\$288,337.00		
Pinellas	1		Expense	South/Central Facility		\$1,036,274.00		
Pinellas	1		Expense	Construction Expenditures		\$172,335.00		
Pinellas	2	Revenue		Revenue	\$0.00			
Pinellas	2		Expense	Expense		\$0.00	\$0.00	\$0.00
Pinellas	3	Revenue		Revenue	\$0.00			
Pinellas	3		Expense	Expense		\$0.00	\$0.00	\$0.00
Polk	1	Revenue		Revenue	\$455,123.60			
Polk	1		Expense	Facilities		\$258,549.96		
Polk	1		Expense	Maintenance		\$388,565.81		
Polk	1		Expense	Utilities		\$424,458.79		
Polk	2	Revenue		Revenue	\$0.00			
Polk	2		Expense	Expense		\$0.00	\$0.00	\$0.00
Polk	3	Revenue		Revenue	\$0.00			
Polk	3		Expense	Expense		\$0.00	\$0.00	\$0.00
Putnam	1	Revenue		Revenue	\$33,776.11			
Putnam	1		Expense	Operating Supplies		\$358.65		
Putnam	1		Expense	Repairs & Maintenance		\$1,017.80		
Putnam	1		Expense	Books & Materials		\$959.19		
Putnam	2	Revenue		Revenue	\$0.00			
Putnam	2		Expense	Expense		\$0.00	\$0.00	\$0.00
Putnam	3	Revenue		Revenue	\$0.00			
Putnam	3		Expense	Expense		\$0.00	\$0.00	\$0.00
Saint Johns	1	Revenue		Revenue	\$124,677.14			
Saint Johns	1		Expense	Quarterly Transfer		\$91,845.00		
Saint Johns	2	Revenue		Revenue	\$0.00			
Saint Johns	2		Expense	Expense		\$0.00	\$0.00	\$0.00
Saint Johns	3	Revenue		Revenue	\$0.00			
Saint Johns	3		Expense	Expense		\$0.00	\$0.00	\$0.00
Saint Lucie	1	Revenue		Revenue	\$192,159.90			
Saint Lucie	1		Expense	Building		\$367,800.00		
Saint Lucie	1		Expense	Clerk of Court		\$512,586.00		
Saint Lucie	1		Expense	Contractual Services		\$51,230.68		
Saint Lucie	1		Expense	Travel		\$1,000.00		
Saint Lucie	1		Expense	Communications		\$2,963.85		
Saint Lucie	1		Expense	Equipment Maintenance		\$235.50		
Saint Lucie	1		Expense	Insurance		\$4,058.50		
Saint Lucie	1		Expense	Law Books		\$25,215.77		
Saint Lucie	1		Expense	Subscriptions		\$1,403.00		
Saint Lucie	1		Expense	Postage & Freight		\$152.20		
Saint Lucie	1		Expense	Office/Operating Supplies		\$152.08		
Saint Lucie	1		Expense	Miscellaneous Expenses		\$67.90		
Saint Lucie	1		Expense	Equipment < \$5,000.00		\$11,354.61		

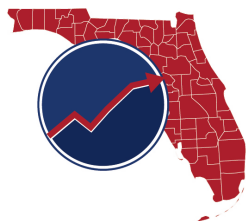




Florida Clerks of Court Operations Corporation
Section 318.18(13)(b), Florida Statutes
County Fiscal Year 2022-23; Quarter 2
January 2023 - March 2023



County	Section {1,2,3}	Revenue	Expense	Description	Revenue Value	Expenditure Value	Principal	Interest
Saint Lucie	2	Revenue		Revenue	\$0.00			
Saint Lucie	2		Expense	Expense		\$0.00	\$0.00	\$0.00
Saint Lucie	3	Revenue		Revenue	\$0.00			
Saint Lucie	3		Expense	Expense		\$0.00	\$0.00	\$0.00
Santa Rosa	1	Revenue		Revenue	\$151,758.72			
Santa Rosa	1		Expense	Salaries, Utilities, Leases, Repairs and Maintenance		\$214,468.59		
Santa Rosa	1		Expense	Salaries, Books, Publications, Subscriptions		\$19,996.00		
Santa Rosa	2	Revenue		Revenue	\$0.00			
Santa Rosa	2		Expense	Expense		\$0.00	\$0.00	\$0.00
Santa Rosa	3	Revenue		Revenue	\$0.00			
Santa Rosa	3		Expense	Expense		\$0.00	\$0.00	\$0.00
Sarasota	1	Revenue		Revenue	\$304,484.93			
Sarasota	1		Expense	Building Maintenance		\$230,590.88		
Sarasota	1		Expense	Elevator Maintenance		\$23,445.42		
Sarasota	1		Expense	Janitorial Maintenance		\$63,453.80		
Sarasota	1		Expense	Security Equipment Maintenance		\$3,498.35		
Sarasota	1		Expense	Security Services		\$13,262.88		
Sarasota	2	Revenue		Revenue	\$0.00			
Sarasota	2		Expense	Expense		\$0.00	\$0.00	\$0.00
Sarasota	3	Revenue		Revenue	\$0.00			
Sarasota	3		Expense	Expense		\$0.00	\$0.00	\$0.00
Seminole	1	Revenue		Revenue	\$327,387.00			
Seminole	1		Expense	Security		\$2,913,000.00		
Seminole	1		Expense	Utilities		\$223,515.00		
Seminole	1		Expense	Repairs and Maintenance		\$109,788.00		
Seminole	2	Revenue		Revenue	\$0.00			
Seminole	2		Expense	Expense		\$0.00	\$0.00	\$0.00
Seminole	3	Revenue		Revenue	\$0.00			
Seminole	3		Expense	Expense		\$0.00	\$0.00	\$0.00
Sumter	1	Revenue		Revenue	\$74,553.98			
Sumter	1		Expense	Infrastructure		\$77,034.53		
Sumter	1		Expense	Machine & Equipment		\$13,439.96		
Sumter	2	Revenue		Revenue	\$0.00			
Sumter	2		Expense	Expense		\$0.00	\$0.00	\$0.00
Sumter	3	Revenue		Revenue	\$0.00			
Sumter	3		Expense	Expense		\$0.00	\$0.00	\$0.00
Suwannee	1	Revenue		Revenue	\$13,798.13			
Suwannee	1		Expense	Communications		\$1,679.06		
Suwannee	1		Expense	Operating Supplies (Court Mediator Jackets)		\$312.91		
Suwannee	1		Expense	Office Supplies (Judge's chair)		\$529.99		
Suwannee	2	Revenue		Revenue	\$0.00			
Suwannee	2		Expense	Expense		\$0.00	\$0.00	\$0.00
Suwannee	3	Revenue		Revenue	\$0.00			
Suwannee	3		Expense	Expense		\$0.00	\$0.00	\$0.00
Taylor	1	Revenue		Revenue	\$7,051.41			
Taylor	1		Expense	Court Facilities		\$7,051.41		
Taylor	2	Revenue		Revenue	\$0.00			
Taylor	2		Expense	Expense		\$0.00	\$0.00	\$0.00
Taylor	3	Revenue		Revenue	\$0.00			
Taylor	3		Expense	Expense		\$0.00	\$0.00	\$0.00
Union	1	Revenue		Revenue	\$5,174.28			
Union	1		Expense	Courthouse Maintenance		\$31,558.00		
Union	2	Revenue		Revenue	\$0.00			
Union	2		Expense	Expense		\$0.00	\$0.00	\$0.00
Union	3	Revenue		Revenue	\$0.00			
Union	3		Expense	Expense		\$0.00	\$0.00	\$0.00
Volusia	1	Revenue		Revenue	\$305,243.01			
Volusia	1		Expense	Personnel Services		\$112,010.28		
Volusia	1		Expense	Repairs and Maintenance		\$1,363,089.76		
Volusia	1		Expense	Security		\$71,061.26		
Volusia	1		Expense	Local Law Libraries		\$38,155.38		
Volusia	2	Revenue		Revenue	\$0.00			
Volusia	2		Expense	Expense		\$0.00	\$0.00	\$0.00
Volusia	3	Revenue		Revenue	\$0.00			





Florida Clerks of Court Operations Corporation
Section 318.18(13)(b), Florida Statutes
County Fiscal Year 2022-23; Quarter 2
January 2023 - March 2023



County	Section {1,2,3}	Revenue	Expense	Description	Revenue Value	Expenditure Value	Principal	Interest
Volusia	3		Expense	Expense		\$0.00	\$0.00	\$0.00
Wakulla	1	Revenue		Revenue	\$30,860.25			
Wakulla	1		Expense	Expense		\$0.00		
Wakulla	2	Revenue		Revenue	\$0.00			
Wakulla	2		Expense	Expense		\$0.00	\$0.00	\$0.00
Wakulla	3	Revenue		Revenue	\$0.00			
Wakulla	3		Expense	Expense		\$0.00	\$0.00	\$0.00
Walton	1	Revenue		Revenue	\$43,880.07			
Walton	1		Expense	State's Attorney Utilities		\$2,665.89		
Walton	1		Expense	Public Defender Utilities		\$1,208.69		
Walton	1		Expense	Courthouse (DFS) Utilities		\$49,454.95		
Walton	1		Expense	So. Walton Courthouse Annex Utilities		\$24,473.48		
Walton	1		Expense	Repairs to Courthouse and SW Courthouse Annex		\$16,956.29		
Walton	2	Revenue		Revenue	\$0.00			
Walton	2		Expense	Expense		\$0.00	\$0.00	\$0.00
Walton	3	Revenue		Revenue	\$0.00			
Walton	3		Expense	Expense		\$0.00	\$0.00	\$0.00
Washington	1	Revenue		Revenue	\$21,329.40			
Washington	1		Expense	Redwire		\$4,106.25		
Washington	1		Expense	Mowrey Elevator		\$1,766.34		
Washington	1		Expense	Arc of Washington		\$3,215.71		
Washington	1		Expense	Integrity Steamers		\$2,600.00		
Washington	1		Expense	Trane U.S.		\$6,114.00		
Washington	1		Expense	ADT Commercial		\$2,619.05		
Washington	1		Expense	Daikin Applied		\$7,966.74		
Washington	1		Expense	Secure Tech Systems		\$1,779.75		
Washington	2	Revenue		Revenue	\$0.00			
Washington	2		Expense	Expense		\$0.00	\$0.00	\$0.00
Washington	3	Revenue		Revenue	\$0.00			
Washington	3		Expense	Expense		\$0.00	\$0.00	\$0.00
					\$12,672,087.87	\$23,866,155.04	\$448,236.68	\$174,249.20

NOTES:

1. The following counties reported zero for all three sections: Hamilton and Okeechobee

