



BUDGET COMMITTEE MEETING

June 14, 2021

JD Peacock, II
OKALOOSA COUNTY
EXECUTIVE COUNCIL CHAIR

Jeffrey R. Smith, CPA, CGMA
INDIAN RIVER COUNTY
VICE-CHAIR

Tiffany Moore Russell, Esq.
ORANGE COUNTY
SECRETARY/TREASURER



STACY BUTTERFIELD, CPA
POLK COUNTY

JOHN CRAWFORD
NASSAU COUNTY

TODD NEWTON
GILCHRIST COUNTY

LAURA E. ROTH
VOLUSIA COUNTY

HARVEY RUVIN, ESQ.
MIAMI-DADE COUNTY

RON FICARROTTA
13TH JUDICIAL CIRCUIT JUDGE
SUPREME COURT APPOINTEE

NIKKI ALVAREZ-SOWLES, ESQ.
PASCO COUNTY
SENATE APPOINTEE

KEN BURKE, CPA
PINELLAS COUNTY
HOUSE APPOINTEE

JOHN DEW
EXECUTIVE DIRECTOR

FIRM OF BOYD AND DURANT
GENERAL COUNSEL

2560-102 BARRINGTON CIRCLE | TALLAHASSEE, FLORIDA 32308 | PHONE 850.386.2223 | FAX 850.386.2224 | WWW.FLCCOC.ORG

BUDGET COMMITTEE MEETING

June 14, 2021

Meeting: 1:00 PM – 3:00 PM, Eastern

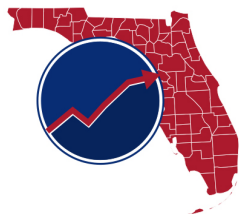
WebEx Link: <https://flclerks.webex.com/flclerks/j.php?MTID=m7d2358f21c9e37ec3fcc527503b48340>

Meeting Code: 172 172 4222, Password: CCOC

Conference Call: 1-866-469-3239; Access Code: 172 172 4222

- 1) Call to Order and Introduction.....Hon. JD Peacock
- 2) Approve AgendaHon. JD Peacock
- 3) Approve Minutes from May 17, 2021 Meeting.....Marleni Bruner
- 4) Pandemic Recovery PlanJason L. Welty
- 5) Other Business.....Hon. JD Peacock
 - a) Public Comment
 - b) Next Meeting

Committee Members: JD Peacock, Chair; Jeffrey Smith, CPA, Vice-Chair; Tom Bexley; Ken Burke, CPA; Stacy Butterfield, CPA; Pam Childers, CPA; Gary Cooney, Esq.; John Crawford; Brenda Forman; Greg Godwin; Tara S. Green; Carla Hand, CPA, CGFO; Bill Kinsaul; Kellie Rhoades, CPA; Tiffany Moore Russell, Esq.; Donald C. Spencer; Cindy Stuart; Carolyn Timmann; and Angela Vick



JD Peacock, II
OKALOOSA COUNTY
EXECUTIVE COUNCIL CHAIR

Jeffrey R. Smith, CPA, CGMA
INDIAN RIVER COUNTY
VICE-CHAIR

Tiffany Moore Russell, Esq.
ORANGE COUNTY
SECRETARY/TREASURER

STACY BUTTERFIELD, CPA
POLK COUNTY

JOHN CRAWFORD
NASSAU COUNTY

TODD NEWTON
GILCHRIST COUNTY

LAURA E. ROTH
VOLUSIA COUNTY

HARVEY RUVIN, ESQ.
MIAMI-DADE COUNTY

RON FICARROTTA
13TH JUDICIAL CIRCUIT JUDGE
SUPREME COURT APPOINTEE

ANGELINA "ANGEL"
COLONNESO, ESQ.
MANATEE COUNTY
SENATE APPOINTEE

KEN BURKE, CPA
PINELLAS COUNTY
HOUSE APPOINTEE

JOHN DEW
EXECUTIVE DIRECTOR

FIRM OF BOYD AND DURANT
GENERAL COUNSEL

2560-102 BARRINGTON CIRCLE | TALLAHASSEE, FLORIDA 32308 | PHONE 850.386.2223 | FAX 850.386.2224 | WWW.FLCCOC.ORG

Minutes of May 17, 2021, CCOC Budget Committee Meeting

Committee Action: Review and approve with amendments, as necessary.

The Budget Committee of the Clerk of Courts Operation Corporation (CCOC) held a meeting in-person at the Clay County Courthouse and via WebEx on May 17, 2021. CCOC distributed an agenda and materials in advance of the meeting and posted on the CCOC website. Supplied below is a summary of staff notes from the meeting. Staff notes document committee action, not to be a complete record of committee discussions. All motions adopted by the committee are in **bold** text. All CCOC staff action items based on committee direction are in red and **bold** text.

Agenda Item 1 – Call to Order and Introduction

Clerk JD Peacock, Chair of the Budget Committee, called the meeting to order.
Marleni Bruner, CCOC Senior Budget Manager, called the roll.

Present for the meeting in-person: Clerk JD Peacock, Clerk Tom Bexley, Clerk Ken Burke, Clerk Stacy Butterfield, Clerk John Crawford, Clerk Tara Green, Clerk Bill Kinsaul, Clerk Kellie Rhoades, Clerk Tiffany Moore Russell, Clerk Cindy Stuart, Clerk Carolyn Timmann, Clerk Angela Vick

Present via WebEx: Clerk Jeff Smith (Vice-Chair), Clerk Pam Childers, Clerk Gary Cooney, Clerk Brenda Forman, Clerk Carla Hand, Clerk Don Spencer

Absent from conference call: Clerk Greg Godwin (excused)

Agenda Item 2 – Approve Agenda

Clerk Peacock asked if there were any objections to adopting the agenda. **Hearing none, the committee adopted the agenda by consent.**

BUDGET COMMITTEE MEETING MINUTES – MAY 17, 2021

Agenda Item 3 – Approve Minutes from the Meeting on April 5, 2021

Clerk Moore Russell motioned to adopt the minutes and Clerk Crawford seconded the motion. Hearing no objections, the committee adopted the minutes by consent.

Agenda Item 4 – Statewide Budget Issues

Clerk Peacock referenced the meeting packet provided, explaining the hopes of streamlining a budget process statewide. This process concentrates on statewide budget issues so that the budget process is in favor of all counties. Referring to the spreadsheet, Clerk Peacock recapped the approved expenditure budget from the last year. After the committee approves an Expenditure Budget, a revenue number not related to clerks' workload will limit the clerks' budget authority for the upcoming year.

Health Insurance Increase

Clerk Burke said that he knew that in the past, the committee asked for the FRS and health insurance information; however, the Budget Committee reviewed the states' increases. Upon reviewing the states' increase, the Budget Committee previously decided to go along with the increase, as otherwise, counties have such a wide range when it comes to health insurance. Clerk Burke asked if the Budget Committee could use the state increase amount, as it is a fairer way to approach the situation.

Clerk Peacock asked if Jason Welty or Griffin Kolchakian knew what the state increase was this year. Jason Welty stated that while he did not know the state increase, he could find it and calculate the difference between last year and this year and apply it across the board for operational budgets to provide a similar increase for all counties in the estimate. Clerk Peacock said that would be a much easier way to calculate the increase, giving clerks the ability to say something if it were far off from each county's estimate.

Clerk Green said, from a philosophical perspective, she remembered that some counties had a much higher cost in insurance, and the philosophy was that CCOC would fund the average health insurance amount, but anything beyond would need to be independently funded from clerks going to their counties for money. She then asked what the contingency plan was for clerks who could not get funding from their counties and said that there should be a policy discussed. She stated she would be an advocate for a formal process for clerks going to counties to offset the higher cost, which will hold counties accountable for providing that funding.

Clerk Smith asked if the amount in Column G of the spreadsheet included in the packet included jury funding amounts. Clerk Peacock clarified that it does not.

Clerk Peacock clarified clerks could seek added funding if their amounts are above the statewide average, but otherwise, the committee would follow the statewide average.

BUDGET COMMITTEE MEETING MINUTES – MAY 17, 2021

Clerk Peacock asked the committee what the next step would be if clerks could not access funding assistance from their counties.

Clerk Green said that she believed it could be something pulled for discussion, because at the end of the day if there is extra money left over, the committee should want it to go to clerks who cannot get assistance. She then asked how the committee would correct a lack of county funding assistance long-term to keep policy consistency.

Clerk Peacock asked Clerk Childers to weigh in on this discussion, as she has previously led a workgroup that focused on health insurance among clerks from a policy standpoint. While awaiting her reply, Clerk Vick asked for clarification regarding the idea of a policy for health insurance among clerks, as the amounts ebb and flow. Clerk Peacock explained that a policy in place would allow for all clerks to flow simultaneously and by creating one statewide increase with the help of the state, it allows clerks to be financially enabled similarly in their budgets. Clerk Green explained that she did not think it would be fair for clerks to have to rely on other clerks, should their counties not be willing to contribute funding for their health insurance. Whether it be due to poor planning or expensive insurance plans, Clerk Green thinks that the policy in place should not hinder a certain county.

Clerk Crawford responded to Clerk Green's comment, explaining the presence of a timing issue, as all counties operate on different schedules. Clerk Burke explained that by following the state's increases, the clerks can go to their respective counties and tell them that they must make up the difference between the state increase and original funding. Clerk Green explained that by creating a uniform way, such as a letter, asking for money from the counties, the gap which comes from the range of resources by county will eventually close.

Clerk Peacock said that over the last few years, the committee requested counties to include their supplemental county funding in the operational budget. The Budget Committee does not need to get into the middle of the relationship between clerks and counties, but rather should use the numbers of case expenditures to observe the differences across counties.

Clerk Moore Russell explained from personal experience as a County Commissioner, that she does not think clerks should go straight to their counties for funding without any guidance from the association. Clerk Moore Russell explained the importance of the association helping the clerks seek funding from their counties for support, should the cost of health insurance continue to increase dramatically.

Clerk Green said that if a clerk has extra revenue or a little bit richer, the clerk community and Budget Committee need to know that so that the wealth can be spread evenly across the state. Clerk Kinzel explained that trying to have clerks go to their counties as donor counties, the Budget Committee should start with a balanced budget across each county. She stated the importance of court cost versus board costs. Clerk

BUDGET COMMITTEE MEETING MINUTES – MAY 17, 2021

Chorvat explained that budgets will never become even if there is not a statewide health insurance cost.

Clerk Peacock asked that the association take a broad look at health insurance from a statewide perspective. Clerk Peacock explained that clerks control their expenses, but revenue is out of clerks' control. There are demographic, relational, locational differences, and funding mechanics that alter the revenue amount, which does not explain how efficient a clerk is at their job.

Clerk Burke thanked Clerk Peacock for stating that perspective. He said that Pinellas County has been a donor county, as well as a recipient county over the years, but he wanted to supply a distinct perspective: The donors in 1998 decided that this is no longer local revenue but is now state revenue. This means that whether a dollar is collected in Escambia or Pinellas County, it is state revenue, and it is not local revenue because the voters changed that. While some like that model and some do not, but to change that model would require a constitutional amendment, and if clerks have local money to support them, that is fine. In budgetary terms, the money is state money regardless of where the money is made, and as much as people may not like that, the voters changed that, so the constitution must be changed if there is a desire for money to be made and kept within counties.

Clerk Moore Russell said that she agreed with Clerk Peacock, and the pandemic has changed the revenue factors. She explained that while she understands Clerk Burke's point, there should be a formula showing the revenue growth, as it does not pertain to a county's workload. There must be a correlation in a formula from the workload to the increase. Clerk Peacock explained that one of the challenges is how to translate the revenue and workload into numbers.

Clerk Kinsaul agreed with Clerk Kinzel, and while he understands Clerk Burke's point about state money, there are incentives and disincentives present. If clerks were to not recognize the amount of expenses a county has, there would be no incentive for a donor county to remain a donor county. There must be a concentration with across-the-board state increase, and counties will have to make changes within those categories.

Clerk Kinzel stated that clerks would be better off if clerks who could balance their budgets balanced it. Smaller counties struggle to get employees and raise their pay but are still donor counties. This is where problems come in with across the board increases and changes. She stated that as the budget gets cut, there must be an overall change in the philosophy.

Clerk Stuart explained that insurance must be observed from year to year as it inflates with the number of claims, which is never guaranteed to be the same. She said that an across-the-board change could be harmful, as not all counties face the same policy for health insurance.

BUDGET COMMITTEE MEETING MINUTES – MAY 17, 2021

Clerk Peacock explained that the simplest option is to recognize a statewide increase in the budgets of clerks, but this will only be efficient if all clerks' budgets are observed.

Clerk Cooney explained that an across-the-board increase may not be helpful, as some counties may not experience any increase at all. Clerk Peacock explained that it will become a complex process if there is an individual adjustment for each county, so he asked Clerk Cooney if he had a specific suggestion. Clerk Cooney explained that each county should simply put in their request, as opposed to putting in a plug number which might or might not help each county.

Clerk Peacock asked for a motion for a 6.6 percent increase and to ask counties if they need this added funding. **Clerk Smith motioned to use the state's increase of 6.6 percent and apply the increase to the clerks' operational budgets. Clerk Vick seconded the motion. Clerk Peacock asked for questions and debate.**

Clerk Vick asked for a clarification to the motion asking if the clerk does not need it the 6.6 percent increase, what will the clerk receive. Clerk Peacock explained that at the end of the day, the committee is building the proper expenditure budget, and all dollars available will be used statewide as they can. There was no debate. **The committee adopted the motion with one nay vote.**

Newly Created Judgeships

Clerk Peacock referenced the spreadsheet about the FTE for new judges. Clerk Peacock said that the number distributed toward this part of the base budget is close to \$1 million. Clerk Burke said that he knows it was strange that the governor vetoed the funding for the judges and asked if this is still in place for the coming year or if it will change. Clerk Peacock explained that if the governor does not veto it again, it will remain the same. Clerk Burke asked that this will not be for sure until the budget workgroup takes place. Clerk Timmann stated that on the timing of having those judges appointed, there is no solid timeline for this process.

Clerk Vick asked for clarification as to whether the current base budget spreadsheet includes the judges funded last year. Clerk Peacock explained that the committee did not include judges into the base budget last year. Clerk Peacock explained that once the Governor vetoed the funding, the committee removed the funding from the base-budget spreadsheet.

Clerk Green asked about a different method for funding judges. Clerk Peacock suggested the Legislative Committee look at trying to ask the Legislature to fund clerk positions as they fund more judges. There was more discussion about how the committee funds judges. As part of the discussion, the committee discussed a related topic about case weighting and confirming the case weights and using those to make decisions about new funding for new judges. Additionally, there was discussion about the level of service provided by the clerks and how the committee would factor that issue into the weighted cases and funding of clerks' budgets. Clerks Rhoades, Burke,

BUDGET COMMITTEE MEETING MINUTES – MAY 17, 2021

Peacock, Roth, Cooney, Chorvat, Kinzel, Timmann, and Kinsaul weighed in on the discussion.

Clerk Moore Russell moved the Budget Committee continue the current practice to allocate one FTE per newly created judgeship per county. Clerk Spencer seconded the motion. The motion passed unanimously.

Clerk Peacock charged Mr. Kolchakian with bringing back a new method for using the case weights in funding new judges in the future.

Additionally, Clerk Kinsaul asked to see a hypothetical budget by county using the case weights to distribute all the budget authority.

Minimum Wage

Clerk Peacock opened the discussion about the constitutional amendment regarding the increase in minimum wage. He recapped the discussion from the last committee meeting that the committee agreed to keep this column as an informational item. This column will be a recurring informational column for the next few years.

Clerk Butterfield brought up the issue of compression as the minimum wage rises. Clerk Peacock suggested clerks include the compression issues into this column in addition to the direct impact of raising wages to \$10 per hour for this year. There was consensus about this suggestion.

CFY 2021-22 Base Budget

Clerk Peacock reiterated to the committee the statutory requirement to have a budget submission by June 1. As was previously done, once the committee sets the base budget, the committee meets the June 1 deadline. The base budget is not locked in, and the committee can change it from this point. Once the committee decides upon new issues, CCOC will add those issues to the base budget and that number will become the new CFY 2021-22 Approved Expenditure Budget.

Clerk Burke raised an issue about the counties held harmless and the counties that took a larger reduction because of the held harmless counties in last year's budget. He was concerned that the committee was institutionalizing an inequity by approving the base budget without addressing this issue. Clerk Peacock explained this year's base budget does not include the reductions from last year, and the committee will be able to deal with this issue when making the reduction from the Expenditure Budget to the Revenue-Limited Budget. Clerk Crawford recommended as the committee moves forward to develop a methodology of who would be most harmed rather than exempting all fiscally constrained counties as the committee considers cuts for the CFY 2021-22 budget.

Clerk Peacock encouraged all clerks to submit additional issues to get to their needs-based budget. The committee may choose to adopt additional issues as a state-wide issue or may adopt individual clerk's issues. Clerks Burke, Vick, Moore Russell,

BUDGET COMMITTEE MEETING MINUTES – MAY 17, 2021

Timmann, Colonnese, Green, and Peacock commented about the needs-based budget and the importance of clerks understanding the budget issues should reflect the cost to operate the clerks' offices.

Clerk Burke suggested a clerk training-session, led by Clerk Peacock, to highlight the importance of submitting a needs-based budget.

Clerk Moore Russell motioned to adopt the tentative base budget and Clerk John Crawford seconded the motion. The motion passed unanimously.

Budget Request Form

Clerk Peacock called on Marleni Bruner to discuss the Budget Request Form. Ms. Bruner walked through the Budget Request Form highlighting the various tabs, and she provided a brief overview of how clerks should fill out the form. Additionally, budget training videos are available at www.flccoc.org.

Upcoming Meetings

- The Budget Committee may meet via WebEx in June to discuss the funding for the Pandemic Recovery Plan.
- The July Budget Committee meeting will be a two-day meeting where the first day clerks will have the opportunity to present and defend their budget requests. The second day, the committee will make decisions on all the additional requests over and above the base budget. This meeting will set the Approved Expenditure Budget. The location of this meeting will be determined based on the dates selected by the Budget Committee during a doodle poll.
- The August Budget Committee meeting will be the meeting where the committee reduces the Approved Expenditure Budget to the Revenue-Limited Budget. This meeting will be held in the Orlando area.
- The Executive Council will meet the week after the August Budget Committee meeting, to take up the recommendations of the Budget Committee.

Agenda Item 5 – Legislative Update

Clerk Timmann, Chair of the CCOC Legislative Committee, provided an update of the 2021 Legislative Session. Updates included information on appropriations and substantive legislative policy changes. The Legislature did not cut any recurring revenue items and provided \$6.25 million for the Pandemic Recovery Plan and the carryforward of \$2.4 million for the Juror Management.

Clerk Burke highlighted an article from the Florida Bar News and the notion that this year's legislative session "solved" the clerks funding model.

Agenda Item 6 – Pandemic Recovery Plan

Clerk Peacock called upon Jason L. Welty to explain the Pandemic Recovery Plan funding. The Legislature provided \$6.25 million to the clerks to assist the courts with the backlog of cases.

Clerk Peacock asked how the Committee should change the CCOC plan for the Pandemic Recovery Plan funding, given the changes made by the TCBC. Clerk Burke provided a copy of the Office of the State Court Administrator's (OSCA) Pandemic Generated Workload (PGW) analysis. He suggested the committee take the PGW, apply the PIE Committee case weights and divide the money by counties. Clerks Green, Peacock, Cooney, Timmann, and Roth commented on the discussion. Mr. Welty explained how staff could weight the court divisions and the analysis that could provide an allocation using the OSCA data.

Clerk Burke motioned that the Budget Committee accept the OSCA figures, CCOC staff will crosswalk the ten clerk court divisions into the seven court divisions identified by OSCA, and then weight those divisions with the PIE Committee's weights to come up with an allocation by county. Clerk Colonnese seconded the motion. The motion passed unanimously.

Jason Welty will provide the analysis as described in the motion and bring it back to the committee. Clerk Peacock said the Budget Committee will review it and if a different direction is necessary, the Committee could discuss it at the upcoming single-subject June WebEx committee meeting.

Clerk Vick asked about the accountability of expending the funding. Clerks Butterfield and Peacock did not plan on tracking the PRP funding separately as it may fund a variety of personnel costs (overtime, hiring of temp help, etc.). The funding will go in as a revenue source of the county and used for the general operations to help drive down the backlog.

Agenda Item 7 – Reserve Policy Workgroup Update

Clerk Peacock called upon Vice-Chair Jeff Smith to provide information about the Reserve Policy Workgroup. Clerk Smith stated that the workgroup met on May 13, and the next meeting is June 3. The workgroup has a first draft and will bring back recommendations to the Budget Committee for the June meeting.

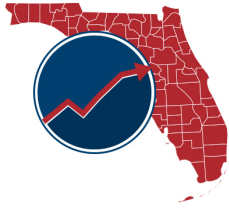
Agenda Item 8 – Case Counting Workgroup Update

Clerk Peacock called upon Clerk Cooney to provide a report on the Case Counting Workgroup. In CFY 2017-18, the workgroup looked at three standard deviations and there were 28 counties with 104 different subcase types. This year, the workgroup looked at two standard deviation outliers and contacted 59 counties with 190 different subcase types.

Agenda Item 9 – Other Business

Clerk Peacock called on Clerk Vick to discuss the potential changes to the juror management funding process. CCOC successfully advocated for the carryforward of the \$2.4 million unspent funds from the current fiscal year, and the new process is a reimbursement, which should simplify the process for all the clerks. More information will follow when the bill is signed by the Governor.

The meeting adjourned at 2:18 PM.



AGENDA ITEM 4

DATE: June 14, 2021
SUBJECT: Pandemic Recovery Plan
COMMITTEE ACTION: Discussion and Decision on Implementation

OVERVIEW:

The Legislature provided \$6.25 million nonrecurring General Revenue for the Clerks of Court Pandemic Recovery Plan effective July 1. Special thanks to Senator Perry for sponsoring our issue in the Senate and to all the advocates who worked tirelessly to secure the requested funding.

The Trial Court Budget Commission (TCBC) provided their allocation methodology of the State Court System's \$9.5 million at their May 12 meeting. This funding mirrors the Clerks' Pandemic Recovery Plan funding to address the current pending cases backlog. CCOC staff compared the TCBC's weighted workload methodology and applied it to the Clerks' weighted workload measure by county.

Decisions that are needed from the Budget Committee:

- Select the methodology of how to distribute the \$6.25 million. The provided attachment details two potential distribution methodologies based on weighted workload measures.
- Determine the timeframe to implement the distribution of the \$6.25 million, either twelve months (implemented July 1 for the period of July through June) or nine months (implemented October 1 for the period of October through June). Twelve month implementation will cross over two CFYs while the nine month timeframe will distribute the funding only in CFY 2021-22.
- Confirm a spending plan on how to utilize the funding.

COMMITTEE ACTION: Discussion and Decision on Implementation

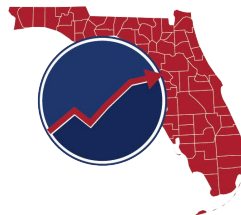
LEAD STAFF: Jason L. Welty, Deputy Executive Director
Griffin Kolchakian, Budget and Communications Director

ATTACHMENTS:

1. PRP - WWM Distribution - jlw 5-31-21

Agenda Item 4 - Attachment 1

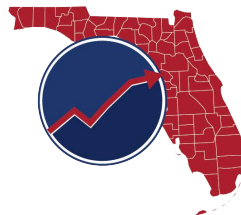
County	PG	Division	SRS Case Types	Statewide Pending Cases Above "Normal"	County Share of Statewide Pending Cases Above "Normal"	Percent Share of Pending Cases	Statewide WW	Statewide WWM	Percentage of Total WWM	Distribution With Weighting	County WW	County WWM	Percentage of Total WWM	Distribution With Weighting	Difference from SWW
Calhoun	1	Circuit Civil	Subtotal	162,953	124	0.080%	6.18	766.32	0.014%	\$ 886.88	5.98	741.52	0.014%	\$ 857.50	
Calhoun	1	Circuit Criminal	Subtotal	26,522	42	0.160%	7.65	321.30	0.006%	\$ 371.88	8.00	336.00	0.006%	\$ 388.75	
Calhoun	1	County Civil	Subtotal	377,585	116	0.030%	5.83	676.28	0.013%	\$ 783.13	5.72	663.52	0.012%	\$ 767.50	
Calhoun	1	County Criminal	Subtotal	121,366	63	0.050%	6.13	386.19	0.007%	\$ 446.88	6.42	404.46	0.007%	\$ 467.50	
Calhoun	1	Domestic Relations/Family	Subtotal	74,724	103	0.140%	6.65	684.95	0.013%	\$ 793.13	7.26	747.78	0.014%	\$ 864.38	
Calhoun	1	Probate/Guardianship	Subtotal	41,631	37	0.090%	5.20	192.40	0.004%	\$ 222.50	6.66	246.42	0.005%	\$ 285.00	
Calhoun	1	Traffic	Civil Traffic Infraction	353,365	74	0.020%	1.50	111.00	0.002%	\$ 128.75	1.50	111.00	0.002%	\$ 128.13	
Calhoun	1	Total	Total	1,158,146	559	0.048%		3,138.44	0.058%	\$3,633.13		3,250.70	0.060%	\$3,758.75	\$125.63
Lafayette	1	Circuit Civil	Subtotal	162,953	31	0.020%	6.18	191.58	0.004%	\$ 221.88	5.97	185.07	0.003%	\$ 213.75	
Lafayette	1	Circuit Criminal	Subtotal	26,522	21	0.080%	7.65	160.65	0.003%	\$ 186.25	8.00	168.00	0.003%	\$ 194.38	
Lafayette	1	County Civil	Subtotal	377,585	202	0.050%	5.83	1,177.66	0.022%	\$ 1,363.13	5.89	1,189.78	0.022%	\$ 1,375.63	
Lafayette	1	County Criminal	Subtotal	121,366	37	0.030%	6.13	226.81	0.004%	\$ 262.50	6.13	226.81	0.004%	\$ 262.50	
Lafayette	1	Domestic Relations/Family	Subtotal	74,724	41	0.050%	6.65	272.65	0.005%	\$ 315.63	7.15	293.15	0.005%	\$ 338.75	
Lafayette	1	Probate/Guardianship	Subtotal	41,631	62	0.150%	5.20	322.40	0.006%	\$ 373.13	6.95	430.90	0.008%	\$ 498.13	
Lafayette	1	Traffic	Civil Traffic Infraction	353,365	22	0.010%	1.50	33.00	0.001%	\$ 38.13	1.50	33.00	0.001%	\$ 38.13	
Lafayette	1	Total	Total	1,158,146	416	0.036%		2,384.75	0.044%	\$2,760.63		2,526.71	0.047%	\$2,921.25	\$160.63
Liberty	1	Circuit Civil	Subtotal	162,953	41	0.030%	6.18	253.38	0.005%	\$ 293.13	5.96	244.36	0.005%	\$ 282.50	
Liberty	1	Circuit Criminal	Subtotal	26,522	22	0.080%	7.65	168.30	0.003%	\$ 195.00	8.00	176.00	0.003%	\$ 203.75	
Liberty	1	County Civil	Subtotal	377,585	130	0.030%	5.83	757.90	0.014%	\$ 877.50	5.71	742.30	0.014%	\$ 858.13	
Liberty	1	County Criminal	Subtotal	121,366	93	0.080%	6.13	570.09	0.011%	\$ 660.00	6.05	562.65	0.010%	\$ 650.63	
Liberty	1	Domestic Relations/Family	Subtotal	74,724	27	0.040%	6.65	179.55	0.003%	\$ 208.13	6.39	172.53	0.003%	\$ 199.38	
Liberty	1	Probate/Guardianship	Subtotal	41,631	18	0.040%	5.20	93.60	0.002%	\$ 108.13	6.68	120.24	0.002%	\$ 138.75	
Liberty	1	Traffic	Civil Traffic Infraction	353,365	106	0.030%	1.50	159.00	0.003%	\$ 184.38	1.50	159.00	0.003%	\$ 183.75	
Liberty	1	Total	Total	1,158,146	437	0.038%		2,181.82	0.040%	\$2,526.25		2,177.08	0.040%	\$2,516.88	\$(9.38)
Union	1	Circuit Civil	Subtotal	162,953	67	0.040%	6.18	414.06	0.008%	\$ 479.38	6.27	420.09	0.008%	\$ 485.63	
Union	1	Circuit Criminal	Subtotal	26,522	20	0.080%	7.65	153.00	0.003%	\$ 176.88	7.90	158.00	0.003%	\$ 182.50	
Union	1	County Civil	Subtotal	377,585	88	0.020%	5.83	513.04	0.010%	\$ 593.75	5.83	513.04	0.009%	\$ 593.13	
Union	1	County Criminal	Subtotal	121,366	31	0.030%	6.13	190.03	0.004%	\$ 220.00	6.51	201.81	0.004%	\$ 233.13	
Union	1	Domestic Relations/Family	Subtotal	74,724	53	0.070%	6.65	352.45	0.007%	\$ 408.13	6.51	345.03	0.006%	\$ 398.75	
Union	1	Probate/Guardianship	Subtotal	41,631	11	0.030%	5.20	57.20	0.001%	\$ 66.25	5.55	61.05	0.001%	\$ 70.63	
Union	1	Traffic	Civil Traffic Infraction	353,365	46	0.010%	1.50	69.00	0.001%	\$ 80.00	1.50	69.00	0.001%	\$ 80.00	
Union	1	Total	Total	1,158,146	316	0.027%		1,748.78	0.032%	\$2,024.38		1,768.02	0.033%	\$2,043.75	\$19.38



CCOC
FLORIDA CLERKS OF COURT
OPERATIONS CORPORATION

Agenda Item 4 - Attachment 1

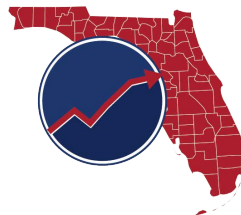
County	PG	Division	SRS Case Types	Statewide Pending Cases Above "Normal"	County Share of Statewide Pending Cases Above "Normal"	Percent Share of Pending Cases	Statewide WW	Statewide WWM	Percentage of Total WWM	Distribution With Weighting	County WW	County WWM	Percentage of Total WWM	Distribution With Weighting	Difference from SWW
Baker	2	Circuit Civil	Subtotal	162,953	132	0.080%	6.18	815.76	0.015%	\$ 944.38	6.24	823.68	0.015%	\$ 952.50	
Baker	2	Circuit Criminal	Subtotal	26,522	85	0.320%	7.65	650.25	0.012%	\$ 752.50	8.00	680.00	0.013%	\$ 786.25	
Baker	2	County Civil	Subtotal	377,585	235	0.060%	5.83	1,370.05	0.025%	\$ 1,586.25	5.75	1,351.25	0.025%	\$ 1,562.50	
Baker	2	County Criminal	Subtotal	121,366	231	0.190%	6.13	1,416.03	0.026%	\$ 1,639.38	6.19	1,429.89	0.026%	\$ 1,653.13	
Baker	2	Domestic Relations/Family	Subtotal	74,724	127	0.170%	6.65	844.55	0.016%	\$ 977.50	6.90	876.30	0.016%	\$ 1,013.13	
Baker	2	Probate/Guardianship	Subtotal	41,631	163	0.390%	5.20	847.60	0.016%	\$ 981.25	5.55	904.65	0.017%	\$ 1,046.25	
Baker	2	Traffic	Civil Traffic Infraction	353,365	351	0.100%	1.50	526.50	0.010%	\$ 609.38	1.50	526.50	0.010%	\$ 608.75	
Baker	2	Total	Total	1,158,146	1,324	0.114%		6,470.74	0.120%	\$7,490.63		6,592.27	0.122%	\$7,622.50	\$131.88
Dixie	2	Circuit Civil	Subtotal	162,953	76	0.050%	6.18	469.68	0.009%	\$ 543.75	6.23	473.48	0.009%	\$ 547.50	
Dixie	2	Circuit Criminal	Subtotal	26,522	50	0.190%	7.65	382.50	0.007%	\$ 443.13	8.00	400.00	0.007%	\$ 462.50	
Dixie	2	County Civil	Subtotal	377,585	342	0.090%	5.83	1,993.86	0.037%	\$ 2,308.13	5.59	1,911.78	0.035%	\$ 2,210.63	
Dixie	2	County Criminal	Subtotal	121,366	102	0.080%	6.13	625.26	0.012%	\$ 723.75	6.23	635.46	0.012%	\$ 735.00	
Dixie	2	Domestic Relations/Family	Subtotal	74,724	262	0.350%	6.65	1,742.30	0.032%	\$ 2,016.88	6.90	1,807.80	0.033%	\$ 2,090.00	
Dixie	2	Probate/Guardianship	Subtotal	41,631	69	0.170%	5.20	358.80	0.007%	\$ 415.63	6.58	454.02	0.008%	\$ 525.00	
Dixie	2	Traffic	Civil Traffic Infraction	353,365	246	0.070%	1.50	369.00	0.007%	\$ 427.50	1.50	369.00	0.007%	\$ 426.88	
Dixie	2	Total	Total	1,158,146	1,147	0.099%		5,941.40	0.110%	\$6,878.75		6,051.54	0.112%	\$6,997.50	\$118.75
Franklin	2	Circuit Civil	Subtotal	162,953	133	0.080%	6.18	821.94	0.015%	\$ 951.25	6.08	808.64	0.015%	\$ 935.00	
Franklin	2	Circuit Criminal	Subtotal	26,522	42	0.160%	7.65	321.30	0.006%	\$ 371.88	8.00	336.00	0.006%	\$ 388.75	
Franklin	2	County Civil	Subtotal	377,585	48	0.010%	5.83	279.84	0.005%	\$ 323.75	5.67	272.16	0.005%	\$ 314.38	
Franklin	2	County Criminal	Subtotal	121,366	107	0.090%	6.13	655.91	0.012%	\$ 759.38	5.90	631.30	0.012%	\$ 730.00	
Franklin	2	Domestic Relations/Family	Subtotal	74,724	125	0.170%	6.65	831.25	0.015%	\$ 962.50	6.60	825.00	0.015%	\$ 953.75	
Franklin	2	Probate/Guardianship	Subtotal	41,631	49	0.120%	5.20	254.80	0.005%	\$ 295.00	6.00	294.00	0.005%	\$ 340.00	
Franklin	2	Traffic	Civil Traffic Infraction	353,365	89	0.030%	1.50	133.50	0.002%	\$ 154.38	1.50	133.50	0.002%	\$ 154.38	
Franklin	2	Total	Total	1,158,146	593	0.051%		3,298.54	0.061%	\$3,818.13		3,300.60	0.061%	\$3,816.25	\$(1.88)
Gilchrist	2	Circuit Civil	Subtotal	162,953	75	0.050%	6.18	463.50	0.009%	\$ 536.88	6.63	497.25	0.009%	\$ 575.00	
Gilchrist	2	Circuit Criminal	Subtotal	26,522	21	0.080%	7.65	160.65	0.003%	\$ 186.25	8.00	168.00	0.003%	\$ 194.38	
Gilchrist	2	County Civil	Subtotal	377,585	130	0.030%	5.83	757.90	0.014%	\$ 877.50	5.67	737.10	0.014%	\$ 852.50	
Gilchrist	2	County Criminal	Subtotal	121,366	81	0.070%	6.13	496.53	0.009%	\$ 575.00	6.18	500.58	0.009%	\$ 578.75	
Gilchrist	2	Domestic Relations/Family	Subtotal	74,724	106	0.140%	6.65	704.90	0.013%	\$ 816.25	6.69	709.14	0.013%	\$ 820.00	
Gilchrist	2	Probate/Guardianship	Subtotal	41,631	97	0.230%	5.20	504.40	0.009%	\$ 583.75	6.63	643.11	0.012%	\$ 743.75	
Gilchrist	2	Traffic	Civil Traffic Infraction	353,365	122	0.030%	1.50	183.00	0.003%	\$ 211.88	1.50	183.00	0.003%	\$ 211.88	
Gilchrist	2	Total	Total	1,158,146	632	0.055%		3,270.88	0.061%	\$3,787.50		3,438.18	0.064%	\$3,976.25	\$188.75
Glades	2	Circuit Civil	Subtotal	162,953	43	0.030%	6.18	265.74	0.005%	\$ 307.50	6.00	258.00	0.005%	\$ 298.13	
Glades	2	Circuit Criminal	Subtotal	26,522	18	0.070%	7.65	137.70	0.003%	\$ 159.38	8.00	144.00	0.003%	\$ 166.25	
Glades	2	County Civil	Subtotal	377,585	73	0.020%	5.83	425.59	0.008%	\$ 492.50	5.75	419.75	0.008%	\$ 485.63	
Glades	2	County Criminal	Subtotal	121,366	67	0.060%	6.13	410.71	0.008%	\$ 475.63	5.39	361.13	0.007%	\$ 417.50	
Glades	2	Domestic Relations/Family	Subtotal	74,724	63	0.080%	6.65	418.95	0.008%	\$ 485.00	7.32	461.16	0.009%	\$ 533.13	
Glades	2	Probate/Guardianship	Subtotal	41,631	36	0.090%	5.20	187.20	0.003%	\$ 216.88	5.51	198.36	0.004%	\$ 229.38	
Glades	2	Traffic	Civil Traffic Infraction	353,365	385	0.110%	1.50	577.50	0.011%	\$ 668.75	1.50	577.50	0.011%	\$ 667.50	
Glades	2	Total	Total	1,158,146	685	0.059%		2,423.39	0.045%	\$2,805.63		2,419.90	0.045%	\$2,797.50	\$(8.13)



CCOC
FLORIDA CLERKS OF COURT
OPERATIONS CORPORATION

Agenda Item 4 - Attachment 1

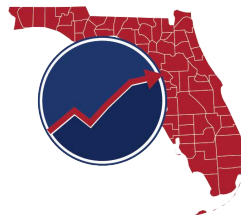
County	PG	Division	SRS Case Types	Statewide Pending Cases Above "Normal"	County Share of Statewide Pending Cases Above "Normal"	Percent Share of Pending Cases	Statewide WW	Statewide WWM	Percentage of Total WWM	Distribution With Weighting	County WW	County WWM	Percentage of Total WWM	Distribution With Weighting	Difference from SWW
Gulf	2	Circuit Civil	Subtotal	162,953	202	0.120%	6.18	1,248.36	0.023%	\$ 1,445.00	5.81	1,173.62	0.022%	\$ 1,356.88	
Gulf	2	Circuit Criminal	Subtotal	26,522	57	0.210%	7.65	436.05	0.008%	\$ 505.00	8.00	456.00	0.008%	\$ 527.50	
Gulf	2	County Civil	Subtotal	377,585	147	0.040%	5.83	857.01	0.016%	\$ 991.88	5.73	842.31	0.016%	\$ 973.75	
Gulf	2	County Criminal	Subtotal	121,366	119	0.100%	6.13	729.47	0.014%	\$ 844.38	5.84	694.96	0.013%	\$ 803.75	
Gulf	2	Domestic Relations/Family	Subtotal	74,724	87	0.120%	6.65	578.55	0.011%	\$ 670.00	6.78	589.86	0.011%	\$ 681.88	
Gulf	2	Probate/Guardianship	Subtotal	41,631	65	0.160%	5.20	338.00	0.006%	\$ 391.25	6.59	428.35	0.008%	\$ 495.00	
Gulf	2	Traffic	Civil Traffic Infraction	353,365	60	0.020%	1.50	90.00	0.002%	\$ 104.38	1.50	90.00	0.002%	\$ 103.75	
Gulf	2	Total	Total	1,158,146	737	0.064%		4,277.44	0.079%	\$4,951.88		4,275.10	0.079%	\$4,942.50	\$(9.38)
Hamilton	2	Circuit Civil	Subtotal	162,953	89	0.050%	6.18	550.02	0.010%	\$ 636.88	6.29	559.81	0.010%	\$ 647.50	
Hamilton	2	Circuit Criminal	Subtotal	26,522	50	0.190%	7.65	382.50	0.007%	\$ 443.13	8.00	400.00	0.007%	\$ 462.50	
Hamilton	2	County Civil	Subtotal	377,585	162	0.040%	5.83	944.46	0.017%	\$ 1,093.13	5.69	921.78	0.017%	\$ 1,065.63	
Hamilton	2	County Criminal	Subtotal	121,366	366	0.300%	6.13	2,243.58	0.042%	\$ 2,597.50	6.18	2,261.88	0.042%	\$ 2,615.00	
Hamilton	2	Domestic Relations/Family	Subtotal	74,724	60	0.080%	6.65	399.00	0.007%	\$ 461.88	6.28	376.80	0.007%	\$ 435.63	
Hamilton	2	Probate/Guardianship	Subtotal	41,631	64	0.150%	5.20	332.80	0.006%	\$ 385.00	6.49	415.36	0.008%	\$ 480.00	
Hamilton	2	Traffic	Civil Traffic Infraction	353,365	476	0.130%	1.50	714.00	0.013%	\$ 826.88	1.50	714.00	0.013%	\$ 825.63	
Hamilton	2	Total	Total	1,158,146	1,267	0.109%		5,566.36	0.103%	\$6,444.38		5,649.63	0.105%	\$6,531.88	\$87.50
Holmes	2	Circuit Civil	Subtotal	162,953	114	0.070%	6.18	704.52	0.013%	\$ 815.63	6.32	720.48	0.013%	\$ 833.13	
Holmes	2	Circuit Criminal	Subtotal	26,522	58	0.220%	7.65	443.70	0.008%	\$ 513.75	8.00	464.00	0.009%	\$ 536.25	
Holmes	2	County Civil	Subtotal	377,585	145	0.040%	5.83	845.35	0.016%	\$ 978.75	5.77	836.65	0.015%	\$ 967.50	
Holmes	2	County Criminal	Subtotal	121,366	145	0.120%	6.13	888.85	0.016%	\$ 1,028.75	6.18	896.10	0.017%	\$ 1,036.25	
Holmes	2	Domestic Relations/Family	Subtotal	74,724	181	0.240%	6.65	1,203.65	0.023%	\$ 1,393.75	6.98	1,263.38	0.023%	\$ 1,460.63	
Holmes	2	Probate/Guardianship	Subtotal	41,631	37	0.090%	5.20	192.40	0.004%	\$ 222.50	6.77	250.49	0.005%	\$ 289.38	
Holmes	2	Traffic	Civil Traffic Infraction	353,365	265	0.070%	1.50	397.50	0.007%	\$ 460.00	1.50	397.50	0.007%	\$ 459.38	
Holmes	2	Total	Total	1,158,146	945	0.082%		4,675.97	0.087%	\$5,413.13		4,828.60	0.089%	\$5,582.50	\$169.38
Jefferson	2	Circuit Civil	Subtotal	162,953	79	0.050%	6.18	488.22	0.009%	\$ 565.00	5.84	461.36	0.009%	\$ 533.75	
Jefferson	2	Circuit Criminal	Subtotal	26,522	39	0.150%	7.65	298.35	0.006%	\$ 345.63	8.22	320.58	0.006%	\$ 370.63	
Jefferson	2	County Civil	Subtotal	377,585	123	0.030%	5.83	717.09	0.013%	\$ 830.00	5.72	703.56	0.013%	\$ 813.75	
Jefferson	2	County Criminal	Subtotal	121,366	119	0.100%	6.13	729.47	0.014%	\$ 844.38	4.77	567.63	0.011%	\$ 656.25	
Jefferson	2	Domestic Relations/Family	Subtotal	74,724	114	0.150%	6.65	758.10	0.014%	\$ 877.50	5.76	656.64	0.012%	\$ 759.38	
Jefferson	2	Probate/Guardianship	Subtotal	41,631	54	0.130%	5.20	280.80	0.005%	\$ 325.00	5.89	318.06	0.006%	\$ 367.50	
Jefferson	2	Traffic	Civil Traffic Infraction	353,365	254	0.070%	1.50	381.00	0.007%	\$ 441.25	1.50	381.00	0.007%	\$ 440.63	
Jefferson	2	Total	Total	1,158,146	782	0.068%		3,653.03	0.068%	\$4,228.75		3,408.83	0.063%	\$3,941.88	\$(286.88)
Taylor	2	Circuit Civil	Subtotal	162,953	81	0.050%	6.18	500.58	0.009%	\$ 579.38	6.61	535.41	0.010%	\$ 619.38	
Taylor	2	Circuit Criminal	Subtotal	26,522	67	0.250%	7.65	512.55	0.009%	\$ 593.13	8.00	536.00	0.010%	\$ 620.00	
Taylor	2	County Civil	Subtotal	377,585	146	0.040%	5.83	851.18	0.016%	\$ 985.63	5.50	803.00	0.015%	\$ 928.75	
Taylor	2	County Criminal	Subtotal	121,366	132	0.110%	6.13	809.16	0.015%	\$ 936.88	5.95	785.40	0.015%	\$ 908.13	
Taylor	2	Domestic Relations/Family	Subtotal	74,724	57	0.080%	6.65	379.05	0.007%	\$ 438.75	6.21	353.97	0.007%	\$ 409.38	
Taylor	2	Probate/Guardianship	Subtotal	41,631	44	0.110%	5.20	228.80	0.004%	\$ 265.00	6.14	270.16	0.005%	\$ 312.50	
Taylor	2	Traffic	Civil Traffic Infraction	353,365	539	0.150%	1.50	808.50	0.015%	\$ 936.25	1.50	808.50	0.015%	\$ 935.00	
Taylor	2	Total	Total	1,158,146	1,066	0.092%		4,089.82	0.076%	\$4,735.00		4,092.44	0.076%	\$4,733.13	\$(1.88)
Washington	2	Circuit Civil	Subtotal	162,953	175	0.110%	6.18	1,081.50	0.020%	\$ 1,251.88	5.93	1,037.75	0.019%	\$ 1,200.00	
Washington	2	Circuit Criminal	Subtotal	26,522	49	0.180%	7.65	374.85	0.007%	\$ 433.75	8.00	392.00	0.007%	\$ 453.13	
Washington	2	County Civil	Subtotal	377,585	230	0.060%	5.83	1,340.90	0.025%	\$ 1,552.50	5.73	1,317.90	0.024%	\$ 1,523.75	
Washington	2	County Criminal	Subtotal	121,366	98	0.080%	6.13	600.74	0.011%	\$ 695.63	5.61	549.78	0.010%	\$ 635.63	
Washington	2	Domestic Relations/Family	Subtotal	74,724	200	0.270%	6.65	1,330.00	0.025%	\$ 1,540.00	6.54	1,308.00	0.024%	\$ 1,512.50	
Washington	2	Probate/Guardianship	Subtotal	41,631	73	0.180%	5.20	379.60	0.007%	\$ 439.38	6.75	492.75	0.009%	\$ 570.00	
Washington	2	Traffic	Civil Traffic Infraction	353,365	250	0.070%	1.50	375.00	0.007%	\$ 434.38	1.50	375.00	0.007%	\$ 433.75	
Washington	2	Total	Total	1,158,146	1,075	0.093%		5,482.59	0.102%	\$6,347.50		5,473.18	0.101%	\$6,328.75	\$(18.75)



CCOC
FLORIDA CLERKS OF COURT
OPERATIONS CORPORATION

Agenda Item 4 - Attachment 1

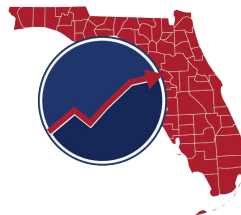
County	PG	Division	SRS Case Types	Statewide Pending Cases Above "Normal"	County Share of Statewide Pending Cases Above "Normal"	Percent Share of Pending Cases	Statewide WW	Statewide WWM	Percentage of Total WWM	Distribution With Weighting	County WW	County WWM	Percentage of Total WWM	Distribution With Weighting	Difference from SWW
Bradford	3	Circuit Civil	Subtotal	162,953	144	0.090%	6.18	889.92	0.016%	\$ 1,030.00	6.32	910.08	0.017%	\$ 1,052.50	
Bradford	3	Circuit Criminal	Subtotal	26,522	71	0.270%	7.65	543.15	0.010%	\$ 628.75	8.00	568.00	0.011%	\$ 656.88	
Bradford	3	County Civil	Subtotal	377,585	96	0.030%	5.83	559.68	0.010%	\$ 648.13	5.65	542.40	0.010%	\$ 626.88	
Bradford	3	County Criminal	Subtotal	121,366	219	0.180%	6.13	1,342.47	0.025%	\$ 1,554.38	6.30	1,379.70	0.026%	\$ 1,595.00	
Bradford	3	Domestic Relations/Family	Subtotal	74,724	84	0.110%	6.65	558.60	0.010%	\$ 646.88	6.42	539.28	0.010%	\$ 623.75	
Bradford	3	Probate/Guardianship	Subtotal	41,631	51	0.120%	5.20	265.20	0.005%	\$ 306.88	6.43	327.93	0.006%	\$ 379.38	
Bradford	3	Traffic	Civil Traffic Infraction	353,365	820	0.230%	1.50	1,230.00	0.023%	\$ 1,423.75	1.50	1,230.00	0.023%	\$ 1,421.88	
Bradford	3	Total	Total	1,158,146	1,485	0.128%		5,389.02	0.100%	\$6,238.75		5,497.39	0.102%	\$6,356.25	\$117.50
Desoto	3	Circuit Civil	Subtotal	162,953	166	0.100%	6.18	1,025.88	0.019%	\$ 1,187.50	6.36	1,055.76	0.020%	\$ 1,220.63	
Desoto	3	Circuit Criminal	Subtotal	26,522	87	0.330%	7.65	665.55	0.012%	\$ 770.63	8.05	700.35	0.013%	\$ 810.00	
Desoto	3	County Civil	Subtotal	377,585	242	0.060%	5.83	1,410.86	0.026%	\$ 1,633.13	5.83	1,410.86	0.026%	\$ 1,631.25	
Desoto	3	County Criminal	Subtotal	121,366	233	0.190%	6.13	1,428.29	0.026%	\$ 1,653.75	6.47	1,507.51	0.028%	\$ 1,743.13	
Desoto	3	Domestic Relations/Family	Subtotal	74,724	217	0.290%	6.65	1,443.05	0.027%	\$ 1,670.63	7.16	1,553.72	0.029%	\$ 1,796.25	
Desoto	3	Probate/Guardianship	Subtotal	41,631	59	0.140%	5.20	306.80	0.006%	\$ 355.00	6.94	409.46	0.008%	\$ 473.13	
Desoto	3	Traffic	Civil Traffic Infraction	353,365	282	0.080%	1.50	423.00	0.008%	\$ 490.00	1.50	423.00	0.008%	\$ 489.38	
Desoto	3	Total	Total	1,158,146	1,286	0.111%		6,703.43	0.124%	\$7,760.63		7,060.66	0.131%	\$8,163.75	\$403.13
Gadsden	3	Circuit Civil	Subtotal	162,953	382	0.230%	6.18	2,360.76	0.044%	\$ 2,733.13	6.14	2,345.48	0.043%	\$ 2,711.88	
Gadsden	3	Circuit Criminal	Subtotal	26,522	73	0.280%	7.65	558.45	0.010%	\$ 646.25	8.00	584.00	0.011%	\$ 675.00	
Gadsden	3	County Civil	Subtotal	377,585	658	0.170%	5.83	3,836.14	0.071%	\$ 4,441.25	5.58	3,671.64	0.068%	\$ 4,245.00	
Gadsden	3	County Criminal	Subtotal	121,366	640	0.530%	6.13	3,923.20	0.073%	\$ 4,541.88	6.37	4,076.80	0.075%	\$ 4,713.75	
Gadsden	3	Domestic Relations/Family	Subtotal	74,724	213	0.290%	6.65	1,416.45	0.026%	\$ 1,640.00	6.74	1,435.62	0.027%	\$ 1,660.00	
Gadsden	3	Probate/Guardianship	Subtotal	41,631	99	0.240%	5.20	514.80	0.010%	\$ 596.25	5.73	567.27	0.010%	\$ 655.63	
Gadsden	3	Traffic	Civil Traffic Infraction	353,365	1,756	0.500%	1.50	2,634.00	0.049%	\$ 3,049.38	1.50	2,634.00	0.049%	\$ 3,045.63	
Gadsden	3	Total	Total	1,158,146	3,821	0.330%		15,243.80	0.282%	\$17,648.13		15,314.81	0.283%	\$17,706.88	\$58.75
Hardee	3	Circuit Civil	Subtotal	162,953	110	0.070%	6.18	679.80	0.013%	\$ 786.88	6.38	701.80	0.013%	\$ 811.25	
Hardee	3	Circuit Criminal	Subtotal	26,522	36	0.140%	7.65	275.40	0.005%	\$ 318.75	8.00	288.00	0.005%	\$ 333.13	
Hardee	3	County Civil	Subtotal	377,585	158	0.040%	5.83	921.14	0.017%	\$ 1,066.25	5.72	903.76	0.017%	\$ 1,045.00	
Hardee	3	County Criminal	Subtotal	121,366	265	0.220%	6.13	1,624.45	0.030%	\$ 1,880.63	6.25	1,656.25	0.031%	\$ 1,915.00	
Hardee	3	Domestic Relations/Family	Subtotal	74,724	158	0.210%	6.65	1,050.70	0.019%	\$ 1,216.25	7.13	1,126.54	0.021%	\$ 1,302.50	
Hardee	3	Probate/Guardianship	Subtotal	41,631	57	0.140%	5.20	296.40	0.005%	\$ 343.13	6.21	353.97	0.007%	\$ 409.38	
Hardee	3	Traffic	Civil Traffic Infraction	353,365	221	0.060%	1.50	331.50	0.006%	\$ 383.75	1.50	331.50	0.006%	\$ 383.13	
Hardee	3	Total	Total	1,158,146	1,005	0.087%		5,179.39	0.096%	\$5,995.63		5,361.82	0.099%	\$6,199.38	\$203.75
Hendry	3	Circuit Civil	Subtotal	162,953	210	0.130%	6.18	1,297.80	0.024%	\$ 1,502.50	6.42	1,348.20	0.025%	\$ 1,558.75	
Hendry	3	Circuit Criminal	Subtotal	26,522	89	0.340%	7.65	680.85	0.013%	\$ 788.13	8.00	712.00	0.013%	\$ 823.13	
Hendry	3	County Civil	Subtotal	377,585	265	0.070%	5.83	1,544.95	0.029%	\$ 1,788.75	5.77	1,529.05	0.028%	\$ 1,768.13	
Hendry	3	County Criminal	Subtotal	121,366	211	0.170%	6.13	1,293.43	0.024%	\$ 1,497.50	6.20	1,308.20	0.024%	\$ 1,512.50	
Hendry	3	Domestic Relations/Family	Subtotal	74,724	473	0.630%	6.65	3,145.45	0.058%	\$ 3,641.25	7.24	3,424.52	0.063%	\$ 3,959.38	
Hendry	3	Probate/Guardianship	Subtotal	41,631	100	0.240%	5.20	520.00	0.010%	\$ 601.88	6.81	681.00	0.013%	\$ 787.50	
Hendry	3	Traffic	Civil Traffic Infraction	353,365	515	0.150%	1.50	772.50	0.014%	\$ 894.38	1.50	772.50	0.014%	\$ 893.13	
Hendry	3	Total	Total	1,158,146	1,863	0.161%		9,254.98	0.171%	\$10,714.38		9,775.47	0.181%	\$11,302.50	\$588.13



CCOC
FLORIDA CLERKS OF COURT
OPERATIONS CORPORATION

Agenda Item 4 - Attachment 1

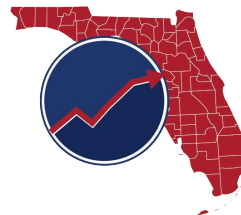
County	PG	Division	SRS Case Types	Statewide Pending Cases Above "Normal"	County Share of Statewide Pending Cases Above "Normal"	Percent Share of Pending Cases	Statewide WW	Statewide WWM	Percentage of Total WWM	Distribution With Weighting	County WW	County WWM	Percentage of Total WWM	Distribution With Weighting	Difference from SWW
Jackson	3	Circuit Civil	Subtotal	162,953	438	0.270%	6.18	2,706.84	0.050%	\$ 3,133.75	6.04	2,645.52	0.049%	\$ 3,058.75	
Jackson	3	Circuit Criminal	Subtotal	26,522	88	0.330%	7.65	673.20	0.012%	\$ 779.38	7.83	689.04	0.013%	\$ 796.88	
Jackson	3	County Civil	Subtotal	377,585	545	0.140%	5.83	3,177.35	0.059%	\$ 3,678.13	5.79	3,155.55	0.058%	\$ 3,648.75	
Jackson	3	County Criminal	Subtotal	121,366	153	0.130%	6.13	937.89	0.017%	\$ 1,085.63	6.46	988.38	0.018%	\$ 1,142.50	
Jackson	3	Domestic Relations/Family	Subtotal	74,724	195	0.260%	6.65	1,296.75	0.024%	\$ 1,501.25	6.27	1,222.65	0.023%	\$ 1,413.75	
Jackson	3	Probate/Guardianship	Subtotal	41,631	111	0.270%	5.20	577.20	0.011%	\$ 668.13	6.11	678.21	0.013%	\$ 784.38	
Jackson	3	Traffic	Civil Traffic Infraction	353,365	630	0.180%	1.50	945.00	0.018%	\$ 1,093.75	1.50	945.00	0.017%	\$ 1,092.50	
Jackson	3	Total	Total	1,158,146	2,160	0.187%		10,314.23	0.191%	\$11,940.00		10,324.35	0.191%	\$11,937.50	\$(2.50)
Levy	3	Circuit Civil	Subtotal	162,953	148	0.090%	6.18	914.64	0.017%	\$ 1,058.75	6.95	1,028.60	0.019%	\$ 1,189.38	
Levy	3	Circuit Criminal	Subtotal	26,522	53	0.200%	7.65	405.45	0.008%	\$ 469.38	7.81	413.93	0.008%	\$ 478.75	
Levy	3	County Civil	Subtotal	377,585	507	0.130%	5.83	2,955.81	0.055%	\$ 3,421.88	5.78	2,930.46	0.054%	\$ 3,388.13	
Levy	3	County Criminal	Subtotal	121,366	239	0.200%	6.13	1,465.07	0.027%	\$ 1,696.25	6.23	1,488.97	0.028%	\$ 1,721.88	
Levy	3	Domestic Relations/Family	Subtotal	74,724	131	0.180%	6.65	871.15	0.016%	\$ 1,008.75	6.88	901.28	0.017%	\$ 1,041.88	
Levy	3	Probate/Guardianship	Subtotal	41,631	88	0.210%	5.20	457.60	0.008%	\$ 530.00	4.98	438.24	0.008%	\$ 506.88	
Levy	3	Traffic	Civil Traffic Infraction	353,365	423	0.120%	1.50	634.50	0.012%	\$ 734.38	1.50	634.50	0.012%	\$ 733.75	
Levy	3	Total	Total	1,158,146	1,589	0.137%		7,704.22	0.143%	\$8,919.38		7,835.98	0.145%	\$9,060.63	\$141.25
Madison	3	Circuit Civil	Subtotal	162,953	74	0.050%	6.18	457.32	0.008%	\$ 529.38	6.33	468.42	0.009%	\$ 541.88	
Madison	3	Circuit Criminal	Subtotal	26,522	38	0.140%	7.65	290.70	0.005%	\$ 336.25	8.00	304.00	0.006%	\$ 351.25	
Madison	3	County Civil	Subtotal	377,585	241	0.060%	5.83	1,405.03	0.026%	\$ 1,626.88	5.81	1,400.21	0.026%	\$ 1,618.75	
Madison	3	County Criminal	Subtotal	121,366	181	0.150%	6.13	1,109.53	0.021%	\$ 1,284.38	6.53	1,181.93	0.022%	\$ 1,366.88	
Madison	3	Domestic Relations/Family	Subtotal	74,724	85	0.110%	6.65	565.25	0.010%	\$ 654.38	6.82	579.70	0.011%	\$ 670.00	
Madison	3	Probate/Guardianship	Subtotal	41,631	57	0.140%	5.20	296.40	0.005%	\$ 343.13	6.34	361.38	0.007%	\$ 418.13	
Madison	3	Traffic	Civil Traffic Infraction	353,365	1,384	0.390%	1.50	2,076.00	0.038%	\$ 2,403.13	1.50	2,076.00	0.038%	\$ 2,400.63	
Madison	3	Total	Total	1,158,146	2,060	0.178%		6,200.23	0.115%	\$7,177.50		6,371.64	0.118%	\$7,367.50	\$190.00
Okeechobee	3	Circuit Civil	Subtotal	162,953	335	0.210%	6.18	2,070.30	0.038%	\$ 2,396.88	6.82	2,284.70	0.042%	\$ 2,641.88	
Okeechobee	3	Circuit Criminal	Subtotal	26,522	109	0.410%	7.65	833.85	0.015%	\$ 965.63	8.00	872.00	0.016%	\$ 1,008.13	
Okeechobee	3	County Civil	Subtotal	377,585	366	0.100%	5.83	2,133.78	0.040%	\$ 2,470.00	5.69	2,082.54	0.039%	\$ 2,408.13	
Okeechobee	3	County Criminal	Subtotal	121,366	241	0.200%	6.13	1,477.33	0.027%	\$ 1,710.00	6.30	1,518.30	0.028%	\$ 1,755.63	
Okeechobee	3	Domestic Relations/Family	Subtotal	74,724	171	0.230%	6.65	1,137.15	0.021%	\$ 1,316.25	6.76	1,155.96	0.021%	\$ 1,336.88	
Okeechobee	3	Probate/Guardianship	Subtotal	41,631	121	0.290%	5.20	629.20	0.012%	\$ 728.13	6.19	748.99	0.014%	\$ 866.25	
Okeechobee	3	Traffic	Civil Traffic Infraction	353,365	319	0.090%	1.50	478.50	0.009%	\$ 553.75	1.50	478.50	0.009%	\$ 553.13	
Okeechobee	3	Total	Total	1,158,146	1,662	0.144%		8,760.11	0.162%	\$10,140.63		9,140.99	0.169%	\$10,570.00	\$429.38
Suwannee	3	Circuit Civil	Subtotal	162,953	230	0.140%	6.18	1,421.40	0.026%	\$ 1,645.63	6.69	1,538.70	0.028%	\$ 1,779.38	
Suwannee	3	Circuit Criminal	Subtotal	26,522	67	0.250%	7.65	512.55	0.009%	\$ 593.13	7.63	511.21	0.009%	\$ 591.25	
Suwannee	3	County Civil	Subtotal	377,585	614	0.160%	5.83	3,579.62	0.066%	\$ 4,144.38	5.75	3,530.50	0.065%	\$ 4,081.88	
Suwannee	3	County Criminal	Subtotal	121,366	473	0.390%	6.13	2,899.49	0.054%	\$ 3,356.88	6.30	2,979.90	0.055%	\$ 3,445.63	
Suwannee	3	Domestic Relations/Family	Subtotal	74,724	206	0.280%	6.65	1,369.90	0.025%	\$ 1,585.63	6.96	1,433.76	0.027%	\$ 1,657.50	
Suwannee	3	Probate/Guardianship	Subtotal	41,631	96	0.230%	5.20	499.20	0.009%	\$ 578.13	5.98	574.08	0.011%	\$ 663.75	
Suwannee	3	Traffic	Civil Traffic Infraction	353,365	580	0.160%	1.50	870.00	0.016%	\$ 1,007.50	1.50	870.00	0.016%	\$ 1,005.63	
Suwannee	3	Total	Total	1,158,146	2,266	0.196%		11,152.16	0.207%	\$12,911.25		11,438.15	0.212%	\$13,225.00	\$313.75
Wakulla	3	Circuit Civil	Subtotal	162,953	462	0.280%	6.18	2,855.16	0.053%	\$ 3,305.63	6.38	2,947.56	0.055%	\$ 3,408.13	
Wakulla	3	Circuit Criminal	Subtotal	26,522	64	0.240%	7.65	489.60	0.009%	\$ 566.88	8.00	512.00	0.009%	\$ 591.88	
Wakulla	3	County Civil	Subtotal	377,585	407	0.110%	5.83	2,372.81	0.044%	\$ 2,746.88	5.76	2,344.32	0.043%	\$ 2,710.63	
Wakulla	3	County Criminal	Subtotal	121,366	121	0.100%	6.13	741.73	0.014%	\$ 858.75	5.87	710.27	0.013%	\$ 821.25	
Wakulla	3	Domestic Relations/Family	Subtotal	74,724	259	0.350%	6.65	1,722.35	0.032%	\$ 1,993.75	7.18	1,859.62	0.034%	\$ 2,150.00	
Wakulla	3	Probate/Guardianship	Subtotal	41,631	106	0.250%	5.20	551.20	0.010%	\$ 638.13	6.38	676.28	0.013%	\$ 781.88	
Wakulla	3	Traffic	Civil Traffic Infraction	353,365	266	0.080%	1.50	399.00	0.007%	\$ 461.88	1.50	399.00	0.007%	\$ 461.25	
Wakulla	3	Total	Total	1,158,146	1,685	0.145%		9,131.85	0.169%	\$10,571.88		9,449.05	0.175%	\$10,925.00	\$353.13



CCOC
FLORIDA CLERKS OF COURT
OPERATIONS CORPORATION

Agenda Item 4 - Attachment 1

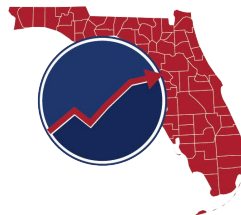
County	PG	Division	SRS Case Types	Statewide Pending Cases Above "Normal"	County Share of Statewide Pending Cases Above "Normal"	Percent Share of Pending Cases	Statewide WW	Statewide WWM	Percentage of Total WWM	Distribution With Weighting	County WW	County WWM	Percentage of Total WWM	Distribution With Weighting	Difference from SWW
Citrus	4	Circuit Civil	Subtotal	162,953	839	0.510%	6.18	5,185.02	0.096%	\$ 6,002.50	6.66	5,587.74	0.103%	\$ 6,460.63	
Citrus	4	Circuit Criminal	Subtotal	26,522	121	0.460%	7.65	925.65	0.017%	\$ 1,071.88	7.85	949.85	0.018%	\$ 1,098.13	
Citrus	4	County Civil	Subtotal	377,585	896	0.240%	5.83	5,223.68	0.097%	\$ 6,047.50	5.73	5,134.08	0.095%	\$ 5,936.25	
Citrus	4	County Criminal	Subtotal	121,366	408	0.340%	6.13	2,501.04	0.046%	\$ 2,895.63	5.80	2,366.40	0.044%	\$ 2,736.25	
Citrus	4	Domestic Relations/Family	Subtotal	74,724	413	0.550%	6.65	2,746.45	0.051%	\$ 3,179.38	6.25	2,581.25	0.048%	\$ 2,984.38	
Citrus	4	Probate/Guardianship	Subtotal	41,631	399	0.960%	5.20	2,074.80	0.038%	\$ 2,401.88	4.63	1,847.37	0.034%	\$ 2,136.25	
Citrus	4	Traffic	Civil Traffic Infraction	353,365	671	0.190%	1.50	1,006.50	0.019%	\$ 1,165.00	1.50	1,006.50	0.019%	\$ 1,163.75	
Citrus	4	Total	Total	1,158,146	3,747	0.324%		19,663.14	0.364%	\$22,763.75		19,473.19	0.360%	\$22,515.63	\$(248.13)
Columbia	4	Circuit Civil	Subtotal	162,953	326	0.200%	6.18	2,014.68	0.037%	\$ 2,332.50	6.56	2,138.56	0.040%	\$ 2,472.50	
Columbia	4	Circuit Criminal	Subtotal	26,522	117	0.440%	7.65	895.05	0.017%	\$ 1,036.25	8.00	936.00	0.017%	\$ 1,082.50	
Columbia	4	County Civil	Subtotal	377,585	874	0.230%	5.83	5,095.42	0.094%	\$ 5,898.75	5.77	5,042.98	0.093%	\$ 5,830.63	
Columbia	4	County Criminal	Subtotal	121,366	592	0.490%	6.13	3,628.96	0.067%	\$ 4,201.25	6.15	3,640.80	0.067%	\$ 4,209.38	
Columbia	4	Domestic Relations/Family	Subtotal	74,724	383	0.510%	6.65	2,546.95	0.047%	\$ 2,948.75	6.47	2,478.01	0.046%	\$ 2,865.00	
Columbia	4	Probate/Guardianship	Subtotal	41,631	178	0.430%	5.20	925.60	0.017%	\$ 1,071.25	6.17	1,098.26	0.020%	\$ 1,270.00	
Columbia	4	Traffic	Civil Traffic Infraction	353,365	824	0.230%	1.50	1,236.00	0.023%	\$ 1,430.63	1.50	1,236.00	0.023%	\$ 1,429.38	
Columbia	4	Total	Total	1,158,146	3,294	0.284%		16,342.66	0.303%	\$18,919.38		16,570.61	0.307%	\$19,159.38	\$240.00
Flagler	4	Circuit Civil	Subtotal	162,953	695	0.430%	6.18	4,295.10	0.080%	\$ 4,972.50	6.61	4,593.95	0.085%	\$ 5,311.88	
Flagler	4	Circuit Criminal	Subtotal	26,522	88	0.330%	7.65	673.20	0.012%	\$ 779.38	8.02	705.76	0.013%	\$ 816.25	
Flagler	4	County Civil	Subtotal	377,585	1,313	0.350%	5.83	7,654.79	0.142%	\$ 8,861.88	5.83	7,654.79	0.142%	\$ 8,850.63	
Flagler	4	County Criminal	Subtotal	121,366	402	0.330%	6.13	2,464.26	0.046%	\$ 2,853.13	6.36	2,556.72	0.047%	\$ 2,956.25	
Flagler	4	Domestic Relations/Family	Subtotal	74,724	214	0.290%	6.65	1,423.10	0.026%	\$ 1,647.50	7.14	1,527.96	0.028%	\$ 1,766.88	
Flagler	4	Probate/Guardianship	Subtotal	41,631	265	0.640%	5.20	1,378.00	0.026%	\$ 1,595.00	5.28	1,399.20	0.026%	\$ 1,618.13	
Flagler	4	Traffic	Civil Traffic Infraction	353,365	517	0.150%	1.50	775.50	0.014%	\$ 897.50	1.50	775.50	0.014%	\$ 896.88	
Flagler	4	Total	Total	1,158,146	3,494	0.302%		18,663.95	0.346%	\$21,606.88		19,213.88	0.355%	\$22,216.88	\$610.00
Highlands	4	Circuit Civil	Subtotal	162,953	472	0.290%	6.18	2,916.96	0.054%	\$ 3,376.88	6.51	3,072.72	0.057%	\$ 3,553.13	
Highlands	4	Circuit Criminal	Subtotal	26,522	200	0.750%	7.65	1,530.00	0.028%	\$ 1,771.25	8.00	1,600.00	0.030%	\$ 1,850.00	
Highlands	4	County Civil	Subtotal	377,585	683	0.180%	5.83	3,981.89	0.074%	\$ 4,610.00	5.80	3,961.40	0.073%	\$ 4,580.63	
Highlands	4	County Criminal	Subtotal	121,366	256	0.210%	6.13	1,569.28	0.029%	\$ 1,816.88	6.33	1,620.48	0.030%	\$ 1,873.75	
Highlands	4	Domestic Relations/Family	Subtotal	74,724	290	0.390%	6.65	1,928.50	0.036%	\$ 2,232.50	6.52	1,890.80	0.035%	\$ 2,186.25	
Highlands	4	Probate/Guardianship	Subtotal	41,631	207	0.500%	5.20	1,076.40	0.020%	\$ 1,246.25	5.29	1,095.03	0.020%	\$ 1,266.25	
Highlands	4	Traffic	Civil Traffic Infraction	353,365	348	0.100%	1.50	522.00	0.010%	\$ 604.38	1.50	522.00	0.010%	\$ 603.75	
Highlands	4	Total	Total	1,158,146	2,456	0.212%		13,525.03	0.251%	\$15,658.13		13,762.43	0.255%	\$15,913.75	\$255.63



CCOC
FLORIDA CLERKS OF COURT
OPERATIONS CORPORATION

Agenda Item 4 - Attachment 1

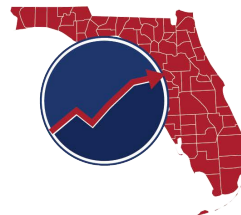
County	PG	Division	SRS Case Types	Statewide Pending Cases Above "Normal"	County Share of Statewide Pending Cases Above "Normal"	Percent Share of Pending Cases	Statewide WW	Statewide WWM	Percentage of Total WWM	Distribution With Weighting	County WW	County WWM	Percentage of Total WWM	Distribution With Weighting	Difference from SWW
Indian River	4	Circuit Civil	Subtotal	162,953	825	0.510%	6.18	5,098.50	0.094%	\$ 5,902.50	6.44	5,313.00	0.098%	\$ 6,143.13	
Indian River	4	Circuit Criminal	Subtotal	26,522	192	0.720%	7.65	1,468.80	0.027%	\$ 1,700.63	7.31	1,403.52	0.026%	\$ 1,622.50	
Indian River	4	County Civil	Subtotal	377,585	627	0.170%	5.83	3,655.41	0.068%	\$ 4,231.88	5.74	3,598.98	0.067%	\$ 4,161.25	
Indian River	4	County Criminal	Subtotal	121,366	232	0.190%	6.13	1,422.16	0.026%	\$ 1,646.25	6.15	1,426.80	0.026%	\$ 1,650.00	
Indian River	4	Domestic Relations/Family	Subtotal	74,724	176	0.240%	6.65	1,170.40	0.022%	\$ 1,355.00	6.48	1,140.48	0.021%	\$ 1,318.75	
Indian River	4	Probate/Guardianship	Subtotal	41,631	395	0.950%	5.20	2,054.00	0.038%	\$ 2,378.13	4.47	1,765.65	0.033%	\$ 2,041.25	
Indian River	4	Traffic	Civil Traffic Infraction	353,365	1,118	0.320%	1.50	1,677.00	0.031%	\$ 1,941.25	1.50	1,677.00	0.031%	\$ 1,938.75	
Indian River	4	Total	Total	1,158,146	3,565	0.308%		16,546.27	0.306%	\$19,155.63		16,325.43	0.302%	\$18,875.63	\$(280.00)
Nassau	4	Circuit Civil	Subtotal	162,953	567	0.350%	6.18	3,504.06	0.065%	\$ 4,056.88	6.58	3,730.86	0.069%	\$ 4,313.75	
Nassau	4	Circuit Criminal	Subtotal	26,522	76	0.290%	7.65	581.40	0.011%	\$ 673.13	8.02	609.52	0.011%	\$ 705.00	
Nassau	4	County Civil	Subtotal	377,585	853	0.230%	5.83	4,972.99	0.092%	\$ 5,756.88	5.81	4,955.93	0.092%	\$ 5,730.00	
Nassau	4	County Criminal	Subtotal	121,366	516	0.430%	6.13	3,163.08	0.059%	\$ 3,661.88	6.21	3,204.36	0.059%	\$ 3,705.00	
Nassau	4	Domestic Relations/Family	Subtotal	74,724	458	0.610%	6.65	3,045.70	0.056%	\$ 3,526.25	6.52	2,986.16	0.055%	\$ 3,452.50	
Nassau	4	Probate/Guardianship	Subtotal	41,631	210	0.500%	5.20	1,092.00	0.020%	\$ 1,264.38	4.94	1,037.40	0.019%	\$ 1,199.38	
Nassau	4	Traffic	Civil Traffic Infraction	353,365	711	0.200%	1.50	1,066.50	0.020%	\$ 1,234.38	1.50	1,066.50	0.020%	\$ 1,233.13	
Nassau	4	Total	Total	1,158,146	3,391	0.293%		17,425.73	0.323%	\$20,173.75		17,590.73	0.325%	\$20,338.75	\$165.00
Putnam	4	Circuit Civil	Subtotal	162,953	570	0.350%	6.18	3,522.60	0.065%	\$ 4,078.13	6.96	3,967.20	0.073%	\$ 4,586.88	
Putnam	4	Circuit Criminal	Subtotal	26,522	138	0.520%	7.65	1,055.70	0.020%	\$ 1,221.88	8.00	1,104.00	0.020%	\$ 1,276.25	
Putnam	4	County Civil	Subtotal	377,585	782	0.210%	5.83	4,559.06	0.084%	\$ 5,278.13	5.77	4,512.14	0.083%	\$ 5,216.88	
Putnam	4	County Criminal	Subtotal	121,366	293	0.240%	6.13	1,796.09	0.033%	\$ 2,079.38	6.51	1,907.43	0.035%	\$ 2,205.63	
Putnam	4	Domestic Relations/Family	Subtotal	74,724	204	0.270%	6.65	1,356.60	0.025%	\$ 1,570.63	6.28	1,281.12	0.024%	\$ 1,481.25	
Putnam	4	Probate/Guardianship	Subtotal	41,631	171	0.410%	5.20	889.20	0.016%	\$ 1,029.38	6.04	1,032.84	0.019%	\$ 1,194.38	
Putnam	4	Traffic	Civil Traffic Infraction	353,365	793	0.220%	1.50	1,189.50	0.022%	\$ 1,376.88	1.50	1,189.50	0.022%	\$ 1,375.63	
Putnam	4	Total	Total	1,158,146	2,951	0.255%		14,368.75	0.266%	\$16,634.38		14,994.23	0.277%	\$17,336.88	\$702.50
Sumter	4	Circuit Civil	Subtotal	162,953	571	0.350%	6.18	3,528.78	0.065%	\$ 4,085.00	6.20	3,540.20	0.065%	\$ 4,093.13	
Sumter	4	Circuit Criminal	Subtotal	26,522	184	0.690%	7.65	1,407.60	0.026%	\$ 1,629.38	8.00	1,472.00	0.027%	\$ 1,701.88	
Sumter	4	County Civil	Subtotal	377,585	718	0.190%	5.83	4,185.94	0.078%	\$ 4,846.25	5.59	4,013.62	0.074%	\$ 4,640.63	
Sumter	4	County Criminal	Subtotal	121,366	368	0.300%	6.13	2,255.84	0.042%	\$ 2,611.88	6.40	2,355.20	0.044%	\$ 2,723.13	
Sumter	4	Domestic Relations/Family	Subtotal	74,724	151	0.200%	6.65	1,004.15	0.019%	\$ 1,162.50	6.38	963.38	0.018%	\$ 1,113.75	
Sumter	4	Probate/Guardianship	Subtotal	41,631	246	0.590%	5.20	1,279.20	0.024%	\$ 1,480.63	4.10	1,008.60	0.019%	\$ 1,166.25	
Sumter	4	Traffic	Civil Traffic Infraction	353,365	1,041	0.290%	1.50	1,561.50	0.029%	\$ 1,807.50	1.50	1,561.50	0.029%	\$ 1,805.63	
Sumter	4	Total	Total	1,158,146	3,279	0.283%		15,223.01	0.282%	\$17,623.13		14,914.50	0.276%	\$17,244.38	\$(378.75)
Walton	4	Circuit Civil	Subtotal	162,953	609	0.370%	6.18	3,763.62	0.070%	\$ 4,356.88	6.16	3,751.44	0.069%	\$ 4,337.50	
Walton	4	Circuit Criminal	Subtotal	26,522	145	0.550%	7.65	1,109.25	0.021%	\$ 1,284.38	7.20	1,044.00	0.019%	\$ 1,206.88	
Walton	4	County Civil	Subtotal	377,585	615	0.160%	5.83	3,585.45	0.066%	\$ 4,150.63	5.80	3,567.00	0.066%	\$ 4,124.38	
Walton	4	County Criminal	Subtotal	121,366	519	0.430%	6.13	3,181.47	0.059%	\$ 3,683.13	5.87	3,046.53	0.056%	\$ 3,522.50	
Walton	4	Domestic Relations/Family	Subtotal	74,724	329	0.440%	6.65	2,187.85	0.041%	\$ 2,533.13	6.34	2,085.86	0.039%	\$ 2,411.88	
Walton	4	Probate/Guardianship	Subtotal	41,631	139	0.330%	5.20	722.80	0.013%	\$ 836.88	5.74	797.86	0.015%	\$ 922.50	
Walton	4	Traffic	Civil Traffic Infraction	353,365	388	0.110%	1.50	582.00	0.011%	\$ 673.75	1.50	582.00	0.011%	\$ 673.13	
Walton	4	Total	Total	1,158,146	2,744	0.237%		15,132.44	0.280%	\$17,518.75		14,874.69	0.275%	\$17,198.75	\$(320.00)



CCOC
FLORIDA CLERKS OF COURT
OPERATIONS CORPORATION

Agenda Item 4 - Attachment 1

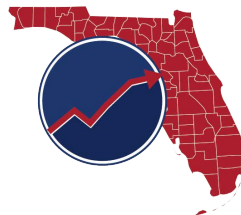
County	PG	Division	SRS Case Types	Statewide Pending Cases Above "Normal"	County Share of Statewide Pending Cases Above "Normal"	Percent Share of Pending Cases	Statewide WW	Statewide WWM	Percentage of Total WWM	Distribution With Weighting	County WW	County WWM	Percentage of Total WWM	Distribution With Weighting	Difference from SWW
Alachua	5	Circuit Civil	Subtotal	162,953	795	0.490%	6.18	4,913.10	0.091%	\$ 5,688.13	6.10	4,849.50	0.090%	\$ 5,607.50	
Alachua	5	Circuit Criminal	Subtotal	26,522	312	1.180%	7.65	2,386.80	0.044%	\$ 2,763.13	6.96	2,171.52	0.040%	\$ 2,510.63	
Alachua	5	County Civil	Subtotal	377,585	1,299	0.340%	5.83	7,573.17	0.140%	\$ 8,767.50	5.80	7,534.20	0.139%	\$ 8,711.25	
Alachua	5	County Criminal	Subtotal	121,366	968	0.800%	6.13	5,933.84	0.110%	\$ 6,869.38	6.35	6,146.80	0.114%	\$ 7,107.50	
Alachua	5	Domestic Relations/Family	Subtotal	74,724	440	0.590%	6.65	2,926.00	0.054%	\$ 3,387.50	6.35	2,794.00	0.052%	\$ 3,230.63	
Alachua	5	Probate/Guardianship	Subtotal	41,631	417	1.000%	5.20	2,168.40	0.040%	\$ 2,510.63	5.67	2,364.39	0.044%	\$ 2,733.75	
Alachua	5	Traffic	Civil Traffic Infraction	353,365	4,239	1.200%	1.50	6,358.50	0.118%	\$ 7,361.25	1.50	6,358.50	0.118%	\$ 7,351.88	
Alachua	5	Total	Total	1,158,146	8,470	0.731%		32,259.81	0.598%	\$37,347.50		32,218.91	0.596%	\$37,253.13	\$(94.38)
Charlotte	5	Circuit Civil	Subtotal	162,953	926	0.570%	6.18	5,722.68	0.106%	\$ 6,625.00	6.48	6,000.48	0.111%	\$ 6,938.13	
Charlotte	5	Circuit Criminal	Subtotal	26,522	177	0.670%	7.65	1,354.05	0.025%	\$ 1,567.50	7.72	1,366.44	0.025%	\$ 1,580.00	
Charlotte	5	County Civil	Subtotal	377,585	1,526	0.400%	5.83	8,896.58	0.165%	\$ 10,299.38	5.78	8,820.28	0.163%	\$ 10,198.13	
Charlotte	5	County Criminal	Subtotal	121,366	701	0.580%	6.13	4,297.13	0.080%	\$ 4,975.00	6.12	4,290.12	0.079%	\$ 4,960.63	
Charlotte	5	Domestic Relations/Family	Subtotal	74,724	295	0.390%	6.65	1,961.75	0.036%	\$ 2,271.25	7.12	2,100.40	0.039%	\$ 2,428.75	
Charlotte	5	Probate/Guardianship	Subtotal	41,631	681	1.640%	5.20	3,541.20	0.066%	\$ 4,099.38	5.40	3,677.40	0.068%	\$ 4,251.88	
Charlotte	5	Traffic	Civil Traffic Infraction	353,365	938	0.270%	1.50	1,407.00	0.026%	\$ 1,628.75	1.50	1,407.00	0.026%	\$ 1,626.88	
Charlotte	5	Total	Total	1,158,146	5,244	0.453%		27,180.39	0.503%	\$31,466.25		27,662.12	0.512%	\$31,984.38	\$518.13
Clay	5	Circuit Civil	Subtotal	162,953	884	0.540%	6.18	5,463.12	0.101%	\$ 6,324.38	6.70	5,922.80	0.110%	\$ 6,848.13	
Clay	5	Circuit Criminal	Subtotal	26,522	142	0.540%	7.65	1,086.30	0.020%	\$ 1,257.50	7.74	1,099.08	0.020%	\$ 1,270.63	
Clay	5	County Civil	Subtotal	377,585	1,732	0.460%	5.83	10,097.56	0.187%	\$ 11,690.00	5.75	9,959.00	0.184%	\$ 11,515.00	
Clay	5	County Criminal	Subtotal	121,366	575	0.470%	6.13	3,524.75	0.065%	\$ 4,080.63	6.24	3,588.00	0.066%	\$ 4,148.75	
Clay	5	Domestic Relations/Family	Subtotal	74,724	523	0.700%	6.65	3,477.95	0.064%	\$ 4,026.25	6.78	3,545.94	0.066%	\$ 4,100.00	
Clay	5	Probate/Guardianship	Subtotal	41,631	287	0.690%	5.20	1,492.40	0.028%	\$ 1,727.50	4.97	1,426.39	0.026%	\$ 1,649.38	
Clay	5	Traffic	Civil Traffic Infraction	353,365	2,752	0.780%	1.50	4,128.00	0.076%	\$ 4,778.75	1.50	4,128.00	0.076%	\$ 4,773.13	
Clay	5	Total	Total	1,158,146	6,895	0.595%		29,270.08	0.542%	\$33,885.00		29,669.21	0.549%	\$34,305.00	\$420.00
Hernando	5	Circuit Civil	Subtotal	162,953	1,091	0.670%	6.18	6,742.38	0.125%	\$ 7,805.63	6.44	7,026.04	0.130%	\$ 8,123.75	
Hernando	5	Circuit Criminal	Subtotal	26,522	246	0.930%	7.65	1,881.90	0.035%	\$ 2,178.75	7.71	1,896.66	0.035%	\$ 2,193.13	
Hernando	5	County Civil	Subtotal	377,585	2,070	0.550%	5.83	12,068.10	0.224%	\$ 13,971.25	5.73	11,861.10	0.219%	\$ 13,714.38	
Hernando	5	County Criminal	Subtotal	121,366	518	0.430%	6.13	3,175.34	0.059%	\$ 3,676.25	6.24	3,232.32	0.060%	\$ 3,737.50	
Hernando	5	Domestic Relations/Family	Subtotal	74,724	483	0.650%	6.65	3,211.95	0.060%	\$ 3,718.75	6.58	3,178.14	0.059%	\$ 3,675.00	
Hernando	5	Probate/Guardianship	Subtotal	41,631	345	0.830%	5.20	1,794.00	0.033%	\$ 2,076.88	5.40	1,863.00	0.034%	\$ 2,154.38	
Hernando	5	Traffic	Civil Traffic Infraction	353,365	1,029	0.290%	1.50	1,543.50	0.029%	\$ 1,786.88	1.50	1,543.50	0.029%	\$ 1,784.38	
Hernando	5	Total	Total	1,158,146	5,782	0.499%		30,417.17	0.563%	\$35,214.38		30,600.76	0.566%	\$35,382.50	\$168.13



CCOC
FLORIDA CLERKS OF COURT
OPERATIONS CORPORATION

Agenda Item 4 - Attachment 1

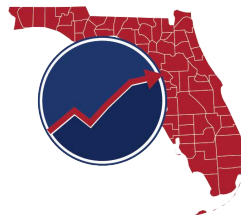
County	PG	Division	SRS Case Types	Statewide Pending Cases Above "Normal"	County Share of Statewide Pending Cases Above "Normal"	Percent Share of Pending Cases	Statewide WW	Statewide WWM	Percentage of Total WWM	Distribution With Weighting	County WW	County WWM	Percentage of Total WWM	Distribution With Weighting	Difference from SWW
Martin	5	Circuit Civil	Subtotal	162,953	1,150	0.710%	6.18	7,107.00	0.132%	\$ 8,227.50	5.91	6,796.50	0.126%	\$ 7,858.13	
Martin	5	Circuit Criminal	Subtotal	26,522	166	0.630%	7.65	1,269.90	0.024%	\$ 1,470.00	8.03	1,332.98	0.025%	\$ 1,541.25	
Martin	5	County Civil	Subtotal	377,585	1,160	0.310%	5.83	6,762.80	0.125%	\$ 7,829.38	5.75	6,670.00	0.123%	\$ 7,711.88	
Martin	5	County Criminal	Subtotal	121,366	560	0.460%	6.13	3,432.80	0.064%	\$ 3,974.38	5.87	3,287.20	0.061%	\$ 3,800.63	
Martin	5	Domestic Relations/Family	Subtotal	74,724	288	0.390%	6.65	1,915.20	0.035%	\$ 2,217.50	7.14	2,056.32	0.038%	\$ 2,377.50	
Martin	5	Probate/Guardianship	Subtotal	41,631	481	1.160%	5.20	2,501.20	0.046%	\$ 2,895.63	4.44	2,135.64	0.040%	\$ 2,469.38	
Martin	5	Traffic	Civil Traffic Infraction	353,365	1,122	0.320%	1.50	1,683.00	0.031%	\$ 1,948.13	1.50	1,683.00	0.031%	\$ 1,946.25	
Martin	5	Total	Total	1,158,146	4,927	0.425%		24,671.90	0.457%	\$28,562.50		23,961.64	0.443%	\$27,705.00	\$(857.50)
Monroe	5	Circuit Civil	Subtotal	162,953	1,007	0.620%	6.18	6,223.26	0.115%	\$ 7,204.38	6.08	6,122.56	0.113%	\$ 7,079.38	
Monroe	5	Circuit Criminal	Subtotal	26,522	368	1.390%	7.65	2,815.20	0.052%	\$ 3,259.38	7.53	2,771.04	0.051%	\$ 3,203.75	
Monroe	5	County Civil	Subtotal	377,585	557	0.150%	5.83	3,247.31	0.060%	\$ 3,759.38	5.74	3,197.18	0.059%	\$ 3,696.88	
Monroe	5	County Criminal	Subtotal	121,366	1,351	1.110%	6.13	8,281.63	0.153%	\$ 9,587.50	5.15	6,957.65	0.129%	\$ 8,045.00	
Monroe	5	Domestic Relations/Family	Subtotal	74,724	215	0.290%	6.65	1,429.75	0.026%	\$ 1,655.00	6.68	1,436.20	0.027%	\$ 1,660.63	
Monroe	5	Probate/Guardianship	Subtotal	41,631	212	0.510%	5.20	1,102.40	0.020%	\$ 1,276.25	5.94	1,259.28	0.023%	\$ 1,456.25	
Monroe	5	Traffic	Civil Traffic Infraction	353,365	2,380	0.670%	1.50	3,570.00	0.066%	\$ 4,133.13	1.50	3,570.00	0.066%	\$ 4,127.50	
Monroe	5	Total	Total	1,158,146	6,090	0.526%		26,669.55	0.494%	\$30,875.00		25,313.91	0.468%	\$29,269.38	\$(1,605.63)
Okaloosa	5	Circuit Civil	Subtotal	162,953	503	0.310%	6.18	3,108.54	0.058%	\$ 3,598.75	6.36	3,199.08	0.059%	\$ 3,698.75	
Okaloosa	5	Circuit Criminal	Subtotal	26,522	282	1.060%	7.65	2,157.30	0.040%	\$ 2,497.50	8.00	2,256.00	0.042%	\$ 2,608.75	
Okaloosa	5	County Civil	Subtotal	377,585	339	0.090%	5.83	1,976.37	0.037%	\$ 2,288.13	5.77	1,956.03	0.036%	\$ 2,261.88	
Okaloosa	5	County Criminal	Subtotal	121,366	1,117	0.920%	6.13	6,847.21	0.127%	\$ 7,926.88	6.07	6,780.19	0.125%	\$ 7,839.38	
Okaloosa	5	Domestic Relations/Family	Subtotal	74,724	317	0.420%	6.65	2,108.05	0.039%	\$ 2,440.63	6.43	2,038.31	0.038%	\$ 2,356.88	
Okaloosa	5	Probate/Guardianship	Subtotal	41,631	184	0.440%	5.20	956.80	0.018%	\$ 1,107.50	5.26	967.84	0.018%	\$ 1,118.75	
Okaloosa	5	Traffic	Civil Traffic Infraction	353,365	1,404	0.400%	1.50	2,106.00	0.039%	\$ 2,438.13	1.50	2,106.00	0.039%	\$ 2,435.00	
Okaloosa	5	Total	Total	1,158,146	4,146	0.358%		19,260.27	0.357%	\$22,297.50		19,303.45	0.357%	\$22,319.38	\$21.88
Saint Johns	5	Circuit Civil	Subtotal	162,953	4	0.000%	6.18	24.72	0.000%	\$ 28.75	6.29	25.16	0.000%	\$ 29.38	
Saint Johns	5	Circuit Criminal	Subtotal	26,522	123	0.460%	7.65	940.95	0.017%	\$ 1,089.38	8.02	986.46	0.018%	\$ 1,140.63	
Saint Johns	5	County Civil	Subtotal	377,585	620	0.160%	5.83	3,614.60	0.067%	\$ 4,184.38	5.68	3,521.60	0.065%	\$ 4,071.88	
Saint Johns	5	County Criminal	Subtotal	121,366	553	0.460%	6.13	3,389.89	0.063%	\$ 3,924.38	5.85	3,235.05	0.060%	\$ 3,740.63	
Saint Johns	5	Domestic Relations/Family	Subtotal	74,724	(1)	0.000%	6.65	(6.65)	0.000%	\$ (7.50)	7.37	(7.37)	0.000%	\$ (8.75)	
Saint Johns	5	Probate/Guardianship	Subtotal	41,631	3	0.010%	5.20	15.60	0.000%	\$ 18.13	4.65	13.95	0.000%	\$ 16.25	
Saint Johns	5	Traffic	Civil Traffic Infraction	353,365	1,199	0.340%	1.50	1,798.50	0.033%	\$ 2,081.88	1.50	1,798.50	0.033%	\$ 2,079.38	
Saint Johns	5	Total	Total	1,158,146	2,501	0.216%		9,777.61	0.181%	\$11,319.38		9,573.35	0.177%	\$11,069.38	\$(250.00)
Santa Rosa	5	Circuit Civil	Subtotal	162,953	855	0.520%	6.18	5,283.90	0.098%	\$ 6,116.88	6.46	5,523.30	0.102%	\$ 6,386.25	
Santa Rosa	5	Circuit Criminal	Subtotal	26,522	197	0.740%	7.65	1,507.05	0.028%	\$ 1,745.00	8.00	1,576.00	0.029%	\$ 1,822.50	
Santa Rosa	5	County Civil	Subtotal	377,585	1,836	0.490%	5.83	10,703.88	0.198%	\$ 12,391.88	5.78	10,612.08	0.196%	\$ 12,270.00	
Santa Rosa	5	County Criminal	Subtotal	121,366	593	0.490%	6.13	3,635.09	0.067%	\$ 4,208.13	5.95	3,528.35	0.065%	\$ 4,079.38	
Santa Rosa	5	Domestic Relations/Family	Subtotal	74,724	768	1.030%	6.65	5,107.20	0.095%	\$ 5,912.50	6.47	4,968.96	0.092%	\$ 5,745.63	
Santa Rosa	5	Probate/Guardianship	Subtotal	41,631	330	0.790%	5.20	1,716.00	0.032%	\$ 1,986.88	4.95	1,633.50	0.030%	\$ 1,888.75	
Santa Rosa	5	Traffic	Civil Traffic Infraction	353,365	2,366	0.670%	1.50	3,549.00	0.066%	\$ 4,108.75	1.50	3,549.00	0.066%	\$ 4,103.75	
Santa Rosa	5	Total	Total	1,158,146	6,945	0.600%		31,502.12	0.584%	\$36,470.00		31,391.19	0.581%	\$36,296.25	\$(173.75)



CCOC
FLORIDA CLERKS OF COURT
OPERATIONS CORPORATION

Agenda Item 4 - Attachment 1

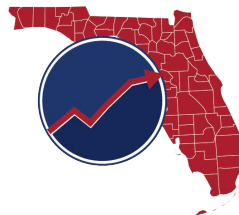
County	PG	Division	SRS Case Types	Statewide Pending Cases Above "Normal"	County Share of Statewide Pending Cases Above "Normal"	Percent Share of Pending Cases	Statewide WW	Statewide WWM	Percentage of Total WWM	Distribution With Weighting	County WW	County WWM	Percentage of Total WWM	Distribution With Weighting	Difference from SWW
Bay	6	Circuit Civil	Subtotal	162,953	1,625	1.000%	6.18	10,042.50	0.186%	\$ 11,626.25	5.68	9,230.00	0.171%	\$ 10,671.88	
Bay	6	Circuit Criminal	Subtotal	26,522	668	2.520%	7.65	5,110.20	0.095%	\$ 5,916.25	7.41	4,949.88	0.092%	\$ 5,723.13	
Bay	6	County Civil	Subtotal	377,585	995	0.260%	5.83	5,800.85	0.107%	\$ 6,715.63	5.71	5,681.45	0.105%	\$ 6,569.38	
Bay	6	County Criminal	Subtotal	121,366	2,259	1.860%	6.13	13,847.67	0.257%	\$ 16,031.25	6.34	14,322.06	0.265%	\$ 16,560.00	
Bay	6	Domestic Relations/Family	Subtotal	74,724	447	0.600%	6.65	2,972.55	0.055%	\$ 3,441.25	6.55	2,927.85	0.054%	\$ 3,385.00	
Bay	6	Probate/Guardianship	Subtotal	41,631	392	0.940%	5.20	2,038.40	0.038%	\$ 2,360.00	5.43	2,128.56	0.039%	\$ 2,461.25	
Bay	6	Traffic	Civil Traffic Infraction	353,365	2,378	0.670%	1.50	3,567.00	0.066%	\$ 4,129.38	1.50	3,567.00	0.066%	\$ 4,124.38	
Bay	6	Total	Total	1,158,146	8,764	0.757%		43,379.17	0.804%	\$50,220.00		42,806.80	0.792%	\$49,495.00	\$(725.00)
Brevard	6	Circuit Civil	Subtotal	162,953	4,644	2.850%	6.18	28,699.92	0.532%	\$ 33,225.63	6.29	29,210.76	0.540%	\$ 33,775.00	
Brevard	6	Circuit Criminal	Subtotal	26,522	1,767	6.660%	7.65	13,517.55	0.250%	\$ 15,649.38	7.63	13,482.21	0.249%	\$ 15,588.75	
Brevard	6	County Civil	Subtotal	377,585	5,900	1.560%	5.83	34,397.00	0.637%	\$ 39,821.25	5.74	33,866.00	0.627%	\$ 39,157.50	
Brevard	6	County Criminal	Subtotal	121,366	3,574	2.940%	6.13	21,908.62	0.406%	\$ 25,363.13	5.94	21,229.56	0.393%	\$ 24,546.25	
Brevard	6	Domestic Relations/Family	Subtotal	74,724	1,833	2.450%	6.65	12,189.45	0.226%	\$ 14,111.88	6.64	12,171.12	0.225%	\$ 14,072.50	
Brevard	6	Probate/Guardianship	Subtotal	41,631	913	2.190%	5.20	4,747.60	0.088%	\$ 5,496.25	3.98	3,633.74	0.067%	\$ 4,201.25	
Brevard	6	Traffic	Civil Traffic Infraction	353,365	1,556	0.440%	1.50	2,334.00	0.043%	\$ 2,701.88	1.50	2,334.00	0.043%	\$ 2,698.75	
Brevard	6	Total	Total	1,158,146	20,187	1.743%		117,794.14	2.182%	\$136,369.38		115,927.39	2.145%	\$134,040.00	\$(2,329.38)
Collier	6	Circuit Civil	Subtotal	162,953	3,150	1.930%	6.18	19,467.00	0.361%	\$ 22,536.88	5.86	18,459.00	0.341%	\$ 21,343.13	
Collier	6	Circuit Criminal	Subtotal	26,522	191	0.720%	7.65	1,461.15	0.027%	\$ 1,691.25	7.86	1,501.26	0.028%	\$ 1,735.63	
Collier	6	County Civil	Subtotal	377,585	3,359	0.890%	5.83	19,582.97	0.363%	\$ 22,671.25	5.73	19,247.07	0.356%	\$ 22,254.38	
Collier	6	County Criminal	Subtotal	121,366	1,079	0.890%	6.13	6,614.27	0.123%	\$ 7,657.50	5.90	6,366.10	0.118%	\$ 7,360.63	
Collier	6	Domestic Relations/Family	Subtotal	74,724	686	0.920%	6.65	4,561.90	0.085%	\$ 5,281.25	6.79	4,657.94	0.086%	\$ 5,385.63	
Collier	6	Probate/Guardianship	Subtotal	41,631	935	2.250%	5.20	4,862.00	0.090%	\$ 5,628.75	4.50	4,207.50	0.078%	\$ 4,865.00	
Collier	6	Traffic	Civil Traffic Infraction	353,365	2,068	0.590%	1.50	3,102.00	0.057%	\$ 3,591.25	1.50	3,102.00	0.057%	\$ 3,586.88	
Collier	6	Total	Total	1,158,146	11,468	0.990%		59,651.29	1.105%	\$69,058.13		57,540.87	1.065%	\$66,531.25	\$(2,526.88)
Escambia	6	Circuit Civil	Subtotal	162,953	2,023	1.240%	6.18	12,502.14	0.232%	\$ 14,473.75	6.21	12,562.83	0.232%	\$ 14,525.63	
Escambia	6	Circuit Criminal	Subtotal	26,522	506	1.910%	7.65	3,870.90	0.072%	\$ 4,481.25	8.03	4,063.18	0.075%	\$ 4,698.13	
Escambia	6	County Civil	Subtotal	377,585	3,067	0.810%	5.83	17,880.61	0.331%	\$ 20,700.00	5.82	17,849.94	0.330%	\$ 20,638.75	
Escambia	6	County Criminal	Subtotal	121,366	1,016	0.840%	6.13	6,228.08	0.115%	\$ 7,210.00	6.27	6,370.32	0.118%	\$ 7,365.63	
Escambia	6	Domestic Relations/Family	Subtotal	74,724	1,487	1.990%	6.65	9,888.55	0.183%	\$ 11,448.13	6.30	9,368.10	0.173%	\$ 10,831.88	
Escambia	6	Probate/Guardianship	Subtotal	41,631	550	1.320%	5.20	2,860.00	0.053%	\$ 3,311.25	5.43	2,986.50	0.055%	\$ 3,453.13	
Escambia	6	Traffic	Civil Traffic Infraction	353,365	3,413	0.970%	1.50	5,119.50	0.095%	\$ 5,926.88	1.50	5,119.50	0.095%	\$ 5,919.38	
Escambia	6	Total	Total	1,158,146	12,062	1.041%		58,349.78	1.081%	\$67,551.25		58,320.37	1.079%	\$67,432.50	\$(118.75)
Lake	6	Circuit Civil	Subtotal	162,953	2,282	1.400%	6.18	14,102.76	0.261%	\$ 16,326.88	6.51	14,855.82	0.275%	\$ 17,176.88	
Lake	6	Circuit Criminal	Subtotal	26,522	371	1.400%	7.65	2,838.15	0.053%	\$ 3,285.63	7.93	2,942.03	0.054%	\$ 3,401.88	
Lake	6	County Civil	Subtotal	377,585	3,602	0.950%	5.83	20,999.66	0.389%	\$ 24,311.25	5.79	20,855.58	0.386%	\$ 24,114.38	
Lake	6	County Criminal	Subtotal	121,366	775	0.640%	6.13	4,750.75	0.088%	\$ 5,500.00	6.10	4,727.50	0.087%	\$ 5,466.25	
Lake	6	Domestic Relations/Family	Subtotal	74,724	900	1.200%	6.65	5,985.00	0.111%	\$ 6,928.75	6.41	5,769.00	0.107%	\$ 6,670.63	
Lake	6	Probate/Guardianship	Subtotal	41,631	619	1.490%	5.20	3,218.80	0.060%	\$ 3,726.25	5.16	3,194.04	0.059%	\$ 3,693.13	
Lake	6	Traffic	Civil Traffic Infraction	353,365	2,483	0.700%	1.50	3,724.50	0.069%	\$ 4,311.88	1.50	3,724.50	0.069%	\$ 4,306.25	
Lake	6	Total	Total	1,158,146	11,032	0.953%		55,619.62	1.030%	\$64,390.63		56,068.47	1.037%	\$64,829.38	\$438.75
Leon	6	Circuit Civil	Subtotal	162,953	1,273	0.780%	6.18	7,867.14	0.146%	\$ 9,107.50	5.86	7,459.78	0.138%	\$ 8,625.63	
Leon	6	Circuit Criminal	Subtotal	26,522	555	2.090%	7.65	4,245.75	0.079%	\$ 4,915.00	7.68	4,262.40	0.079%	\$ 4,928.13	
Leon	6	County Civil	Subtotal	377,585	3,751	0.990%	5.83	21,868.33	0.405%	\$ 25,316.88	5.83	21,868.33	0.405%	\$ 25,285.00	
Leon	6	County Criminal	Subtotal	121,366	1,819	1.500%	6.13	11,150.47	0.207%	\$ 12,908.75	6.43	11,696.17	0.216%	\$ 13,523.75	
Leon	6	Domestic Relations/Family	Subtotal	74,724	294	0.390%	6.65	1,955.10	0.036%	\$ 2,263.13	6.60	1,940.40	0.036%	\$ 2,243.75	
Leon	6	Probate/Guardianship	Subtotal	41,631	1,085	2.610%	5.20	5,642.00	0.105%	\$ 6,531.88	5.69	6,173.65	0.114%	\$ 7,138.13	
Leon	6	Traffic	Civil Traffic Infraction	353,365	2,213	0.630%	1.50	3,319.50	0.061%	\$ 3,843.13	1.50	3,319.50	0.061%	\$ 3,838.13	
Leon	6	Total	Total	1,158,146	10,990	0.949%		56,048.29	1.038%	\$64,886.25		56,720.23	1.049%	\$65,582.50	\$696.25



CCOC
FLORIDA CLERKS OF COURT
OPERATIONS CORPORATION

Agenda Item 4 - Attachment 1

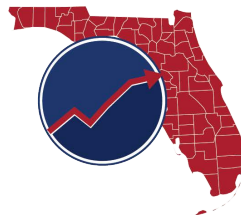
County	PG	Division	SRS Case Types	Statewide Pending Cases Above "Normal"	County Share of Statewide Pending Cases Above "Normal"	Percent Share of Pending Cases	Statewide WW	Statewide WWM	Percentage of Total WWM	Distribution With Weighting	County WW	County WWM	Percentage of Total WWM	Distribution With Weighting	Difference from SWW
Manatee	6	Circuit Civil	Subtotal	162,953	2,273	1.390%	6.18	14,047.14	0.260%	\$ 16,262.50	6.37	14,479.01	0.268%	\$ 16,741.25	
Manatee	6	Circuit Criminal	Subtotal	26,522	469	1.770%	7.65	3,587.85	0.066%	\$ 4,153.75	7.91	3,709.79	0.069%	\$ 4,289.38	
Manatee	6	County Civil	Subtotal	377,585	4,209	1.110%	5.83	24,538.47	0.455%	\$ 28,408.13	5.80	24,412.20	0.452%	\$ 28,226.25	
Manatee	6	County Criminal	Subtotal	121,366	1,669	1.380%	6.13	10,230.97	0.190%	\$ 11,844.38	6.31	10,531.39	0.195%	\$ 12,176.88	
Manatee	6	Domestic Relations/Family	Subtotal	74,724	1,427	1.910%	6.65	9,489.55	0.176%	\$ 10,986.25	7.07	10,088.89	0.187%	\$ 11,665.00	
Manatee	6	Probate/Guardianship	Subtotal	41,631	680	1.630%	5.20	3,536.00	0.066%	\$ 4,093.75	4.57	3,107.60	0.057%	\$ 3,593.13	
Manatee	6	Traffic	Civil Traffic Infraction	353,365	2,805	0.790%	1.50	4,207.50	0.078%	\$ 4,871.25	1.50	4,207.50	0.078%	\$ 4,865.00	
Manatee	6	Total	Total	1,158,146	13,532	1.168%		69,637.48	1.290%	\$80,620.00		70,536.38	1.305%	\$81,556.88	\$936.88
Marion	6	Circuit Civil	Subtotal	162,953	2,359	1.450%	6.18	14,578.62	0.270%	\$ 16,877.50	6.49	15,309.91	0.283%	\$ 17,701.88	
Marion	6	Circuit Criminal	Subtotal	26,522	776	2.930%	7.65	5,936.40	0.110%	\$ 6,872.50	8.02	6,223.52	0.115%	\$ 7,195.63	
Marion	6	County Civil	Subtotal	377,585	2,967	0.790%	5.83	17,297.61	0.320%	\$ 20,025.00	5.73	17,000.91	0.315%	\$ 19,657.50	
Marion	6	County Criminal	Subtotal	121,366	1,374	1.130%	6.13	8,422.62	0.156%	\$ 9,750.63	6.36	8,738.64	0.162%	\$ 10,103.75	
Marion	6	Domestic Relations/Family	Subtotal	74,724	896	1.200%	6.65	5,958.40	0.110%	\$ 6,898.13	6.66	5,967.36	0.110%	\$ 6,900.00	
Marion	6	Probate/Guardianship	Subtotal	41,631	774	1.860%	5.20	4,024.80	0.075%	\$ 4,659.38	5.29	4,094.46	0.076%	\$ 4,734.38	
Marion	6	Traffic	Civil Traffic Infraction	353,365	1,488	0.420%	1.50	2,232.00	0.041%	\$ 2,583.75	1.50	2,232.00	0.041%	\$ 2,580.63	
Marion	6	Total	Total	1,158,146	10,634	0.918%		58,450.45	1.083%	\$67,666.88		59,566.80	1.102%	\$68,873.75	\$1,206.88
Osceola	6	Circuit Civil	Subtotal	162,953	4,234	2.600%	6.18	26,166.12	0.485%	\$ 30,292.50	6.41	27,139.94	0.502%	\$ 31,380.63	
Osceola	6	Circuit Criminal	Subtotal	26,522	371	1.400%	7.65	2,838.15	0.053%	\$ 3,285.63	7.01	2,600.71	0.048%	\$ 3,006.88	
Osceola	6	County Civil	Subtotal	377,585	6,011	1.590%	5.83	35,044.13	0.649%	\$ 40,570.00	5.77	34,683.47	0.642%	\$ 40,102.50	
Osceola	6	County Criminal	Subtotal	121,366	1,300	1.070%	6.13	7,969.00	0.148%	\$ 9,225.63	6.46	8,398.00	0.155%	\$ 9,710.00	
Osceola	6	Domestic Relations/Family	Subtotal	74,724	1,948	2.610%	6.65	12,954.20	0.240%	\$ 14,996.88	6.45	12,564.60	0.232%	\$ 14,527.50	
Osceola	6	Probate/Guardianship	Subtotal	41,631	378	0.910%	5.20	1,965.60	0.036%	\$ 2,275.63	6.09	2,302.02	0.043%	\$ 2,661.88	
Osceola	6	Traffic	Civil Traffic Infraction	353,365	10,250	2.900%	1.50	15,375.00	0.285%	\$ 17,799.38	1.50	15,375.00	0.284%	\$ 17,777.50	
Osceola	6	Total	Total	1,158,146	24,492	2.115%		102,312.20	1.895%	\$118,445.63		103,063.74	1.907%	\$119,166.88	\$721.25
Pasco	6	Circuit Civil	Subtotal	162,953	4,457	2.740%	6.18	27,544.26	0.510%	\$ 31,887.50	6.35	28,301.95	0.524%	\$ 32,723.75	
Pasco	6	Circuit Criminal	Subtotal	26,522	822	3.100%	7.65	6,288.30	0.116%	\$ 7,280.00	7.77	6,386.94	0.118%	\$ 7,385.00	
Pasco	6	County Civil	Subtotal	377,585	7,039	1.860%	5.83	41,037.37	0.760%	\$ 47,508.75	5.70	40,122.30	0.742%	\$ 46,391.25	
Pasco	6	County Criminal	Subtotal	121,366	3,514	2.900%	6.13	21,540.82	0.399%	\$ 24,937.50	6.15	21,611.10	0.400%	\$ 24,987.50	
Pasco	6	Domestic Relations/Family	Subtotal	74,724	2,092	2.800%	6.65	13,911.80	0.258%	\$ 16,105.63	6.26	13,095.92	0.242%	\$ 15,141.88	
Pasco	6	Probate/Guardianship	Subtotal	41,631	835	2.010%	5.20	4,342.00	0.080%	\$ 5,026.88	5.08	4,241.80	0.078%	\$ 4,904.38	
Pasco	6	Traffic	Civil Traffic Infraction	353,365	4,065	1.150%	1.50	6,097.50	0.113%	\$ 7,058.75	1.50	6,097.50	0.113%	\$ 7,050.00	
Pasco	6	Total	Total	1,158,146	22,824	1.971%		120,762.05	2.237%	\$139,805.00		119,857.51	2.217%	\$138,583.75	\$(1,221.25)
Saint Lucie	6	Circuit Civil	Subtotal	162,953	1,864	1.140%	6.18	11,519.52	0.213%	\$ 13,336.25	6.21	11,575.44	0.214%	\$ 13,383.75	
Saint Lucie	6	Circuit Criminal	Subtotal	26,522	421	1.590%	7.65	3,220.65	0.060%	\$ 3,728.75	7.57	3,186.97	0.059%	\$ 3,685.00	
Saint Lucie	6	County Civil	Subtotal	377,585	2,710	0.720%	5.83	15,799.30	0.293%	\$ 18,290.63	5.80	15,718.00	0.291%	\$ 18,173.75	
Saint Lucie	6	County Criminal	Subtotal	121,366	1,298	1.070%	6.13	7,956.74	0.147%	\$ 9,211.25	6.12	7,943.76	0.147%	\$ 9,185.00	
Saint Lucie	6	Domestic Relations/Family	Subtotal	74,724	970	1.300%	6.65	6,450.50	0.119%	\$ 7,467.50	6.43	6,237.10	0.115%	\$ 7,211.88	
Saint Lucie	6	Probate/Guardianship	Subtotal	41,631	555	1.330%	5.20	2,886.00	0.053%	\$ 3,341.25	5.54	3,074.70	0.057%	\$ 3,555.00	
Saint Lucie	6	Traffic	Civil Traffic Infraction	353,365	2,152	0.610%	1.50	3,228.00	0.060%	\$ 3,736.88	1.50	3,228.00	0.060%	\$ 3,732.50	
Saint Lucie	6	Total	Total	1,158,146	9,970	0.861%		51,060.71	0.946%	\$59,112.50		50,963.97	0.943%	\$58,926.88	\$(185.63)
Sarasota	6	Circuit Civil	Subtotal	162,953	2,245	1.380%	6.18	13,874.10	0.257%	\$ 16,061.88	6.11	13,716.95	0.254%	\$ 15,860.00	
Sarasota	6	Circuit Criminal	Subtotal	26,522	393	1.480%	7.65	3,006.45	0.056%	\$ 3,480.63	7.96	3,128.28	0.058%	\$ 3,616.88	
Sarasota	6	County Civil	Subtotal	377,585	3,272	0.870%	5.83	19,075.76	0.353%	\$ 22,083.75	5.78	18,912.16	0.350%	\$ 21,866.88	
Sarasota	6	County Criminal	Subtotal	121,366	1,217	1.000%	6.13	7,460.21	0.138%	\$ 8,636.88	5.76	7,009.92	0.130%	\$ 8,105.00	
Sarasota	6	Domestic Relations/Family	Subtotal	74,724	829	1.110%	6.65	5,512.85	0.102%	\$ 6,381.88	6.66	5,521.14	0.102%	\$ 6,383.75	
Sarasota	6	Probate/Guardianship	Subtotal	41,631	1,329	3.190%	5.20	6,910.80	0.128%	\$ 8,000.63	4.58	6,086.82	0.113%	\$ 7,038.13	
Sarasota	6	Traffic	Civil Traffic Infraction	353,365	3,970	1.120%	1.50	5,955.00	0.110%	\$ 6,893.75	1.50	5,955.00	0.110%	\$ 6,885.63	
Sarasota	6	Total	Total	1,158,146	13,255	1.145%		61,795.17	1.145%	\$71,539.38		60,330.27	1.116%	\$69,756.25	\$(1,783.13)
Seminole	6	Circuit Civil	Subtotal	162,953	3,310	2.030%	6.18	20,455.80	0.379%	\$ 23,681.25	6.30	20,853.00	0.386%	\$ 24,111.25	
Seminole	6	Circuit Criminal	Subtotal	26,522	281	1.060%	7.65	2,149.65	0.040%	\$ 2,488.75	7.96	2,236.76	0.041%	\$ 2,586.25	
Seminole	6	County Civil	Subtotal	377,585	6,268	1.660%	5.83	36,542.44	0.677%	\$ 42,305.00	5.76	36,103.68	0.668%	\$ 41,744.38	
Seminole	6	County Criminal	Subtotal	121,366	2,702	2.230%	6.13	16,563.26	0.307%	\$ 19,175.00	6.26	16,914.52	0.313%	\$ 19,557.50	
Seminole	6	Domestic Relations/Family	Subtotal	74,724	1,515	2.030%	6.65	10,074.75	0.187%	\$ 11,663.75	6.73	10,195.95	0.189%	\$ 11,788.75	
Seminole	6	Probate/Guardianship	Subtotal	41,631	671	1.610%	5.20	3,489.20	0.065%	\$ 4,039.38	5.29	3,549.59	0.066%	\$ 4,104.38	
Seminole	6	Traffic	Civil Traffic Infraction	353,365	5,918	1.670%	1.50	8,877.00	0.164%	\$ 10,276.88	1.50	8,877.00	0.164%	\$ 10,263.75	
Seminole	6	Total	Total	1,158,146	20,665	1.784%		98,152.10	1.818%	\$113,630.00		98,730.50	1.827%	\$114,156.25	\$526.25



CCOC
FLORIDA CLERKS OF COURT
OPERATIONS CORPORATION

Agenda Item 4 - Attachment 1

County	PG	Division	SRS Case Types	Statewide Pending Cases Above "Normal"	County Share of Statewide Pending Cases Above "Normal"	Percent Share of Pending Cases	Statewide WW	Statewide WWM	Percentage of Total WWM	Distribution With Weighting	County WW	County WWM	Percentage of Total WWM	Distribution With Weighting	Difference from SWW
Duval	7	Circuit Civil	Subtotal	162,953	6,956	4.270%	6.18	42,988.08	0.796%	\$ 49,766.88	6.40	44,518.40	0.824%	\$ 51,474.38	
Duval	7	Circuit Criminal	Subtotal	26,522	939	3.540%	7.65	7,183.35	0.133%	\$ 8,316.25	7.98	7,493.22	0.139%	\$ 8,663.75	
Duval	7	County Civil	Subtotal	377,585	23,024	6.100%	5.83	134,229.92	2.486%	\$ 155,396.88	5.83	134,229.92	2.483%	\$ 155,202.50	
Duval	7	County Criminal	Subtotal	121,366	7,368	6.070%	6.13	45,165.84	0.837%	\$ 52,288.13	6.21	45,755.28	0.846%	\$ 52,904.38	
Duval	7	Domestic Relations/Family	Subtotal	74,724	4,523	6.050%	6.65	30,077.95	0.557%	\$ 34,821.25	6.24	28,223.52	0.522%	\$ 32,633.13	
Duval	7	Probate/Guardianship	Subtotal	41,631	1,696	4.070%	5.20	8,819.20	0.163%	\$ 10,210.00	5.39	9,141.44	0.169%	\$ 10,570.00	
Duval	7	Traffic	Civil Traffic Infraction	353,365	13,735	3.890%	1.50	20,602.50	0.382%	\$ 23,851.25	1.50	20,602.50	0.381%	\$ 23,821.25	
Duval	7	Total	Total	1,158,146	58,241	5.029%		289,066.84	5.354%	\$334,650.63		289,964.28	5.364%	\$335,269.38	\$618.75
Lee	7	Circuit Civil	Subtotal	162,953	5,618	3.450%	6.18	34,719.24	0.643%	\$ 40,194.38	5.99	33,651.82	0.623%	\$ 38,910.00	
Lee	7	Circuit Criminal	Subtotal	26,522	320	1.210%	7.65	2,448.00	0.045%	\$ 2,833.75	6.17	1,974.40	0.037%	\$ 2,283.13	
Lee	7	County Civil	Subtotal	377,585	9,539	2.530%	5.83	55,612.37	1.030%	\$ 64,381.88	5.75	54,849.25	1.015%	\$ 63,419.38	
Lee	7	County Criminal	Subtotal	121,366	3,290	2.710%	6.13	20,167.70	0.374%	\$ 23,348.13	6.06	19,937.40	0.369%	\$ 23,052.50	
Lee	7	Domestic Relations/Family	Subtotal	74,724	4,420	5.920%	6.65	29,393.00	0.544%	\$ 34,028.13	7.53	33,282.60	0.616%	\$ 38,482.50	
Lee	7	Probate/Guardianship	Subtotal	41,631	4,651	11.170%	5.20	24,185.20	0.448%	\$ 27,998.75	4.84	22,510.84	0.416%	\$ 26,028.13	
Lee	7	Traffic	Civil Traffic Infraction	353,365	5,163	1.460%	1.50	7,744.50	0.143%	\$ 8,965.63	1.50	7,744.50	0.143%	\$ 8,954.38	
Lee	7	Total	Total	1,158,146	33,001	2.849%		174,270.01	3.228%	\$201,750.63		173,950.81	3.218%	\$201,130.00	\$(620.63)
Pinellas	7	Circuit Civil	Subtotal	162,953	6,385	3.920%	6.18	39,459.30	0.731%	\$ 45,681.88	6.28	40,097.80	0.742%	\$ 46,363.13	
Pinellas	7	Circuit Criminal	Subtotal	26,522	1,659	6.260%	7.65	12,691.35	0.235%	\$ 14,692.50	7.88	13,072.92	0.242%	\$ 15,115.63	
Pinellas	7	County Civil	Subtotal	377,585	8,223	2.180%	5.83	47,940.09	0.888%	\$ 55,500.00	5.74	47,200.02	0.873%	\$ 54,575.00	
Pinellas	7	County Criminal	Subtotal	121,366	5,750	4.740%	6.13	35,247.50	0.653%	\$ 40,805.63	6.17	35,477.50	0.656%	\$ 41,020.63	
Pinellas	7	Domestic Relations/Family	Subtotal	74,724	8,084	10.820%	6.65	53,758.60	0.996%	\$ 62,235.63	6.31	51,010.04	0.944%	\$ 58,980.00	
Pinellas	7	Probate/Guardianship	Subtotal	41,631	1,698	4.080%	5.20	8,829.60	0.164%	\$ 10,221.88	4.69	7,963.62	0.147%	\$ 9,208.13	
Pinellas	7	Traffic	Civil Traffic Infraction	353,365	6,689	1.890%	1.50	10,033.50	0.186%	\$ 11,615.63	1.50	10,033.50	0.186%	\$ 11,601.25	
Pinellas	7	Total	Total	1,158,146	38,488	3.323%		207,959.94	3.852%	\$240,753.13		204,855.40	3.790%	\$236,863.75	\$(3,889.38)
Polk	7	Circuit Civil	Subtotal	162,953	5,173	3.170%	6.18	31,969.14	0.592%	\$ 37,010.63	6.48	33,521.04	0.620%	\$ 38,758.75	
Polk	7	Circuit Criminal	Subtotal	26,522	966	3.640%	7.65	7,389.90	0.137%	\$ 8,555.00	7.66	7,399.56	0.137%	\$ 8,555.63	
Polk	7	County Civil	Subtotal	377,585	5,642	1.490%	5.83	32,892.86	0.609%	\$ 38,080.00	5.80	32,723.60	0.605%	\$ 37,836.25	
Polk	7	County Criminal	Subtotal	121,366	3,824	3.150%	6.13	23,441.12	0.434%	\$ 27,137.50	6.14	23,479.36	0.434%	\$ 27,148.13	
Polk	7	Domestic Relations/Family	Subtotal	74,724	2,503	3.350%	6.65	16,644.95	0.308%	\$ 19,270.00	6.34	15,869.02	0.294%	\$ 18,348.75	
Polk	7	Probate/Guardianship	Subtotal	41,631	1,329	3.190%	5.20	6,910.80	0.128%	\$ 8,000.63	5.28	7,017.12	0.130%	\$ 8,113.75	
Polk	7	Traffic	Civil Traffic Infraction	353,365	7,181	2.030%	1.50	10,771.50	0.200%	\$ 12,470.00	1.50	10,771.50	0.199%	\$ 12,454.38	
Polk	7	Total	Total	1,158,146	26,618	2.298%		130,020.27	2.408%	\$150,523.75		130,781.20	2.419%	\$151,215.63	\$691.88
Volusia	7	Circuit Civil	Subtotal	162,953	3,563	2.190%	6.18	22,019.34	0.408%	\$ 25,491.88	6.03	21,484.89	0.397%	\$ 24,841.88	
Volusia	7	Circuit Criminal	Subtotal	26,522	683	2.580%	7.65	5,224.95	0.097%	\$ 6,048.75	8.03	5,484.49	0.101%	\$ 6,341.25	
Volusia	7	County Civil	Subtotal	377,585	10,812	2.860%	5.83	63,033.96	1.168%	\$ 72,973.75	5.92	64,007.04	1.184%	\$ 74,007.50	
Volusia	7	County Criminal	Subtotal	121,366	2,622	2.160%	6.13	16,072.86	0.298%	\$ 18,607.50	6.42	16,833.24	0.311%	\$ 19,463.13	
Volusia	7	Domestic Relations/Family	Subtotal	74,724	1,193	1.600%	6.65	7,933.45	0.147%	\$ 9,184.38	6.59	7,861.87	0.145%	\$ 9,090.00	
Volusia	7	Probate/Guardianship	Subtotal	41,631	1,930	4.640%	5.20	10,036.00	0.186%	\$ 11,618.75	5.22	10,074.60	0.186%	\$ 11,648.75	
Volusia	7	Traffic	Civil Traffic Infraction	353,365	2,817	0.800%	1.50	4,225.50	0.078%	\$ 4,891.88	1.50	4,225.50	0.078%	\$ 4,885.63	
Volusia	7	Total	Total	1,158,146	23,620	2.039%		128,546.06	2.381%	\$148,816.88		129,971.63	2.404%	\$150,278.13	\$1,461.25

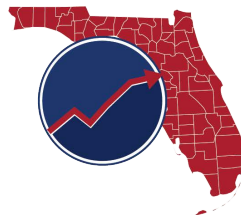


CCOC
FLORIDA CLERKS OF COURT
OPERATIONS CORPORATION

Agenda Item 4 - Attachment 1

County	PG	Division	SRS Case Types	Statewide Pending Cases Above "Normal"	County Share of Statewide Pending Cases Above "Normal"	Percent Share of Pending Cases	Statewide WW	Statewide WWM	Percentage of Total WWM	Distribution With Weighting	County WW	County WWM	Percentage of Total WWM	Distribution With Weighting	Difference from SWW
Broward	8	Circuit Civil	Subtotal	162,953	19,507	11.970%	6.18	120,553.26	2.233%	\$ 139,563.13	6.06	118,212.42	2.187%	\$ 136,682.50	
Broward	8	Circuit Criminal	Subtotal	26,522	2,096	7.900%	7.65	16,034.40	0.297%	\$ 18,563.13	7.32	15,342.72	0.284%	\$ 17,740.00	
Broward	8	County Civil	Subtotal	377,585	46,641	12.350%	5.83	271,917.03	5.037%	\$ 314,795.63	5.87	273,782.67	5.065%	\$ 316,559.38	
Broward	8	County Criminal	Subtotal	121,366	8,376	6.900%	6.13	51,344.88	0.951%	\$ 59,441.25	6.19	51,847.44	0.959%	\$ 59,948.13	
Broward	8	Domestic Relations/Family	Subtotal	74,724	3,948	5.280%	6.65	26,254.20	0.486%	\$ 30,394.38	6.86	27,083.28	0.501%	\$ 31,315.00	
Broward	8	Probate/Guardianship	Subtotal	41,631	3,447	8.280%	5.20	17,924.40	0.332%	\$ 20,750.63	5.90	20,337.30	0.376%	\$ 23,515.00	
Broward	8	Traffic	Civil Traffic Infraction	353,365	12,819	3.630%	1.50	19,228.50	0.356%	\$ 22,260.63	1.50	19,228.50	0.356%	\$ 22,233.13	
Broward	8	Total	Total	1,158,146	96,834	8.361%		523,256.67	9.692%	\$605,768.75		525,834.33	9.728%	\$607,993.13	\$2,224.38
Hillsborough	8	Circuit Civil	Subtotal	162,953	8,042	4.940%	6.18	49,699.56	0.921%	\$ 57,536.88	6.36	51,147.12	0.946%	\$ 59,138.75	
Hillsborough	8	Circuit Criminal	Subtotal	26,522	1,134	4.280%	7.65	8,675.10	0.161%	\$ 10,043.13	7.90	8,958.60	0.166%	\$ 10,358.13	
Hillsborough	8	County Civil	Subtotal	377,585	54,951	14.550%	5.83	320,364.33	5.934%	\$ 370,882.50	5.89	323,661.39	5.988%	\$ 374,231.25	
Hillsborough	8	County Criminal	Subtotal	121,366	5,866	4.830%	6.13	35,958.58	0.666%	\$ 41,628.75	6.03	35,371.98	0.654%	\$ 40,898.75	
Hillsborough	8	Domestic Relations/Family	Subtotal	74,724	5,592	7.480%	6.65	37,186.80	0.689%	\$ 43,050.63	6.57	36,739.44	0.680%	\$ 42,480.00	
Hillsborough	8	Probate/Guardianship	Subtotal	41,631	1,591	3.820%	5.20	8,273.20	0.153%	\$ 9,577.50	5.12	8,145.92	0.151%	\$ 9,418.75	
Hillsborough	8	Traffic	Civil Traffic Infraction	353,365	17,552	4.970%	1.50	26,328.00	0.488%	\$ 30,479.38	1.50	26,328.00	0.487%	\$ 30,441.88	
Hillsborough	8	Total	Total	1,158,146	94,728	8.179%		486,485.57	9.011%	\$563,198.75		490,352.45	9.071%	\$566,967.50	\$3,768.75
Miami-Dade	8	Circuit Civil	Subtotal	162,953	31,806	19.520%	6.18	196,561.08	3.641%	\$ 227,556.88	6.06	192,744.36	3.566%	\$ 222,859.38	
Miami-Dade	8	Circuit Criminal	Subtotal	26,522	2,235	8.430%	7.65	17,097.75	0.317%	\$ 19,793.75	7.78	17,388.30	0.322%	\$ 20,105.00	
Miami-Dade	8	County Civil	Subtotal	377,585	99,100	26.250%	5.83	577,753.00	10.702%	\$ 668,859.38	5.83	577,753.00	10.688%	\$ 668,023.13	
Miami-Dade	8	County Criminal	Subtotal	121,366	27,272	22.470%	6.13	167,177.36	3.097%	\$ 193,539.38	6.06	165,268.32	3.057%	\$ 191,090.63	
Miami-Dade	8	Domestic Relations/Family	Subtotal	74,724	10,801	14.450%	6.65	71,826.65	1.330%	\$ 83,153.13	7.10	76,687.10	1.419%	\$ 88,668.75	
Miami-Dade	8	Probate/Guardianship	Subtotal	41,631	2,906	6.980%	5.20	15,111.20	0.280%	\$ 17,494.38	5.65	16,418.90	0.304%	\$ 18,984.38	
Miami-Dade	8	Traffic	Civil Traffic Infraction	353,365	151,513	42.880%	1.50	227,269.50	4.210%	\$ 263,107.50	1.50	227,269.50	4.204%	\$ 262,778.75	
Miami-Dade	8	Total	Total	1,158,146	325,633	28.117%		1,272,796.54	23.576%	\$1,473,504.38		1,273,529.48	23.560%	\$1,472,510.00	\$(994.38)
Orange	8	Circuit Civil	Subtotal	162,953	10,497	6.440%	6.18	64,871.46	1.202%	\$ 75,101.25	6.31	66,236.07	1.225%	\$ 76,585.00	
Orange	8	Circuit Criminal	Subtotal	26,522	3,301	12.450%	7.65	25,252.65	0.468%	\$ 29,235.00	7.45	24,592.45	0.455%	\$ 28,435.00	
Orange	8	County Civil	Subtotal	377,585	27,592	7.310%	5.83	160,861.36	2.980%	\$ 186,227.50	5.89	162,516.88	3.007%	\$ 187,909.38	
Orange	8	County Criminal	Subtotal	121,366	9,703	7.990%	6.13	59,479.39	1.102%	\$ 68,858.75	6.31	61,225.93	1.133%	\$ 70,791.88	
Orange	8	Domestic Relations/Family	Subtotal	74,724	4,705	6.300%	6.65	31,288.25	0.580%	\$ 36,221.88	6.47	30,441.35	0.563%	\$ 35,197.50	
Orange	8	Probate/Guardianship	Subtotal	41,631	1,164	2.800%	5.20	6,052.80	0.112%	\$ 7,007.50	5.79	6,739.56	0.125%	\$ 7,792.50	
Orange	8	Traffic	Civil Traffic Infraction	353,365	39,954	11.310%	1.50	59,931.00	1.110%	\$ 69,381.25	1.50	59,931.00	1.109%	\$ 69,295.00	
Orange	8	Total	Total	1,158,146	96,916	8.368%		407,736.91	7.553%	\$472,033.13		411,683.24	7.616%	\$476,006.25	\$3,973.13
Palm Beach	8	Circuit Civil	Subtotal	162,953	12,817	7.870%	6.18	79,209.06	1.467%	\$ 91,699.38	6.04	77,414.68	1.432%	\$ 89,510.00	
Palm Beach	8	Circuit Criminal	Subtotal	26,522	908	3.420%	7.65	6,946.20	0.129%	\$ 8,041.25	7.03	6,383.24	0.118%	\$ 7,380.63	
Palm Beach	8	County Civil	Subtotal	377,585	13,995	3.710%	5.83	81,590.85	1.511%	\$ 94,456.88	5.78	80,891.10	1.496%	\$ 93,530.00	
Palm Beach	8	County Criminal	Subtotal	121,366	8,410	6.930%	6.13	51,553.30	0.955%	\$ 59,682.50	6.02	50,628.20	0.937%	\$ 58,538.75	
Palm Beach	8	Domestic Relations/Family	Subtotal	74,724	3,887	5.200%	6.65	25,848.55	0.479%	\$ 29,924.38	6.63	25,770.81	0.477%	\$ 29,797.50	
Palm Beach	8	Probate/Guardianship	Subtotal	41,631	4,529	10.880%	5.20	23,550.80	0.436%	\$ 27,264.38	5.18	23,460.22	0.434%	\$ 27,125.63	
Palm Beach	8	Traffic	Civil Traffic Infraction	353,365	16,862	4.770%	1.50	25,293.00	0.469%	\$ 29,281.25	1.50	25,293.00	0.468%	\$ 29,245.00	
Palm Beach	8	Total	Total	1,158,146	61,408	5.302%		293,991.76	5.446%	\$340,350.00		289,841.25	5.362%	\$335,127.50	\$(5,222.50)

Total				1,158,146				5,398,680.27		6,250,000.00	-	5,405,434.69	1.00	6,250,002.50	2.50
-------	--	--	--	-----------	--	--	--	--------------	--	--------------	---	--------------	------	--------------	------



CCOC
FLORIDA CLERKS OF COURT
OPERATIONS CORPORATION