



EXECUTIVE COUNCIL MEETING
June 28, 2021

JD Peacock, II
OKALOOSA COUNTY
EXECUTIVE COUNCIL CHAIR

Jeffrey R. Smith, CPA, CGMA
INDIAN RIVER COUNTY
VICE-CHAIR

Tiffany Moore Russell, Esq.
ORANGE COUNTY
SECRETARY/TREASURER



STACY BUTTERFIELD, CPA
POLK COUNTY

JOHN CRAWFORD
NASSAU COUNTY

TODD NEWTON
GILCHRIST COUNTY

LAURA E. ROTH
VOLUSIA COUNTY

HARVEY RUVIN, ESQ.
MIAMI-DADE COUNTY

RON FICARROTTA
13TH JUDICIAL CIRCUIT JUDGE
SUPREME COURT APPOINTEE

NIKKI ALVAREZ-SOWLES, ESQ.
PASCO COUNTY
SENATE APPOINTEE

KEN BURKE, CPA
PINELLAS COUNTY
HOUSE APPOINTEE

JOHN DEW
EXECUTIVE DIRECTOR

FIRM OF BOYD AND DURANT
GENERAL COUNSEL

2560-102 BARRINGTON CIRCLE | TALLAHASSEE, FLORIDA 32308 | PHONE 850.386.2223 | FAX 850.386.2224 | WWW.FLCCOC.ORG

EXECUTIVE COUNCIL MEETING

June 28, 2021

Meeting: 3:00 PM – 5:30 PM, Eastern

Location: Hilton St. Petersburg Bayfront, St. Petersburg Ballroom
333 1st SE, St. Petersburg, FL 33701

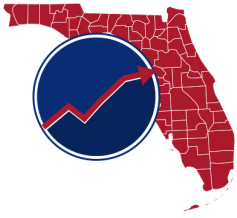
WebEx Link: <https://flclerks.webex.com/flclerks/j.php?MTID=m7d17312672b74eeb97001dfafc2314be>

Meeting Code: 172 966 6901, **Password:** CCOC

Conference Call: 1-866-469-3239; **Access Code:** 172 966 6901

- Call to Order.....Hon. JD Peacock
InvocationHon. John Crawford
Roll CallHon. Tiffany Russell
- 1) Introduction and Agenda Approval.....Hon. JD Peacock
 - 2) Approve Minutes from 12/17/20 MeetingHon. Tiffany Russell
 - 3) Annual Evaluation Results of Executive DirectorHon. JD Peacock
 - 4) Treasurer's Report & Proposed Work Plan.....Hon. Tiffany Russell
 - a) Review Annual Financial Statements for CFY 19-20
 - b) Report on CCOC Office Budget Report for CFY 20-21 through May
 - c) Review and Approve Proposed CFY 21-22 CCOC Office Budget
 - d) Proposed Work Plan for CFY 21-22
 - e) Review of CIS Contract
 - 5) Committee and Workgroup Reports
 - a) Budget Committee.....Hon. JD Peacock
 - b) PIE CommitteeHon. Laura Roth
 - c) Legislative Committee.....Hon. Carolyn Timmann
 - d) Electronic Notification Platform Workgroup.....Hon. JD Peacock
 - 6) Report on TCBC..... Hon. Judge Ficarrotta
 - 7) Review of Tentative EC Meeting Schedule for CFY 21-22John Dew
 - 8) CCOC 2021 Council Election Results.....John Dew
 - 9) Swearing in of Newly Elected Council MembersHon. JD Peacock
 - 10) Election of CCOC Executive Council Leadership.....Rob Boyd
 - 11) Other BusinessHon. JD Peacock

Our Mission: As a governmental organization created by the Legislature, we evaluate Clerks' court-related budgetary needs, and recommend the fair and equitable allocation of resources needed to sustain court operations.



CCOC
**FLORIDA CLERKS OF COURT
 OPERATIONS CORPORATION**

JD Peacock, II
 OKALOOSA COUNTY
 EXECUTIVE COUNCIL CHAIR

Jeffrey R. Smith, CPA, CGMA
 INDIAN RIVER COUNTY
 VICE-CHAIR

Tiffany Moore Russell, esq.
 ORANGE COUNTY
 SECRETARY/TREASURER

STACY BUTTERFIELD, CPA
 POLK COUNTY

JOHN CRAWFORD
 NASSAU COUNTY

TODD NEWTON
 GILCHRIST COUNTY

LAURA E. ROTH
 VOLUSIA COUNTY

HARVEY RUVIN, ESQ.
 MIAMI-DADE COUNTY

RON FICARROTTA
 13TH JUDICIAL CIRCUIT JUDGE
 SUPREME COURT APPOINTEE

ANGELINA "ANGEL"
 COLONNESO, ESQ.
 MANATEE COUNTY
 SENATE APPOINTEE

KEN BURKE, CPA
 PINELLAS COUNTY
 HOUSE APPOINTEE

JOHN DEW
 EXECUTIVE DIRECTOR

FIRM OF BOYD AND DURANT
 GENERAL COUNSEL

2560-102 BARRINGTON CIRCLE | TALLAHASSEE, FLORIDA 32308 | PHONE 850.386.2223 | FAX 850.386.2224 | WWW.FLCCOC.ORG

**MINUTES OF DECEMBER 17, 2020
 EXECUTIVE COUNCIL MEETING
 VIDEO CONFERENCE**

CALL TO ORDER, INVOCATION, AND ROLL CALL

The Executive Council Chair JD Peacock called to order the December 17, 2020 meeting of the Executive Council of the Florida Clerks of Court Operations Corporation (CCOC) at approximately 2:00 PM via WebEx. The Honorable John Crawford began the meeting with an invocation. Clerk Moore Russell called the roll. Council Members present during the meeting were the Honorable Clerk Peacock, Clerk Smith, Clerk Russell, Clerk Butterfield, Clerk Crawford, Clerk Newton, Clerk Roth, Clerk Ruvin, Clerk Colonnese, and Judge Ficarrotta.

1. Agenda Item 1 – Introduction and Agenda Approval

Chair Peacock began by stating that an Executive Council meeting requires a motion to adopt the agenda.

Clerk Newton made the motion to adopt the agenda as presented and was seconded by Clerk Colonnese. Hearing no objections, the Council adopted the motion by consent.

2. Agenda Item 2 – Approve Minutes from Meeting on 9/29/20

Clerk Moore Russell motioned to approve the previous meetings' minutes. Clerk Colonnese seconded the motion. With no objections, the Council adopted the motion by consent.

3. Agenda Item 3 – Treasurer's Report

Secretary/Treasurer Clerk Moore Russell stated that we have seven CCOC vendor contracts that will expire on December 31st unless the Council approves a one-year extension. These contracts are for Bill Sittig Accounting services; Law, Redd, Crona and Monroe Audit services; UnderStory Web services; eGroupTech IT services; Tallahassee Cleaning services; Krizner HR services; and FCCC Education services. While all the other contracts would continue for one year under the original contractual agreements, the FCCC's contract would be extended for one year with a funding increase of \$47,700 due

to FCCC conducting the WebEx for all major meetings for CCOC virtually one additional New Clerk Training session.

She asked if there were any questions, comments, or objections. Chair Peacock explained the need for FCCC to manage CCOC virtual calls so that CCOC staff can manage the content of all calls and file sharing.

Clerk Moore Russell moved to approve the seven vendor's contract extensions and one-year increase in funding of \$47,700 for the FCCC. Clerk Colonnese seconded the motion. The Council adopted the motion without objection.

4. Agenda Item 4 – Budget Committee Report

CCOC Budget and Communications Director Jason Welty provided a summary of his memo and report in the meeting packet. Bringing to the Council today for a vote is the Budget Committee's recommendation from their November 19, 2020 meeting which provided a three-part motion. First, the Budget Committee will recognize the \$5.95 million, half of the cumulative excess, which would be the clerks' future revenue for CFY 2021-22. Second, the Budget Committee will recommend the Executive Council apply a budget amendment to use the \$5.95 million in CFY 2020-21. And third, the CCOC will communicate with our partners and stakeholders on the clerks' dire needs, why we took action to amend the current year budget rather than wait for those funds to become part of the CFY 2021-22 budget to get feedback from those partners.

Jason Welty stated that there is a decision to be made as to whether or not CCOC should ask the legislature or inform them that the budget authority is utilized. He stated that he talked with staffers this week at House, Senate and the Governor's office regarding this issue. He explained clerks were considering borrowing from future revenue for the current fiscal year because of the clerks' need for additional revenue. The staff expressed reservation about the concept of borrowing from future revenues because that authority is not statutorily outlined.

Chair Peacock explained that there are differing opinions on this issue and that he anticipates a close vote. He acknowledged concern that working without legislative approval would hurt the clerks' future goals. Also, he understood the strong opinions that clerks would have who have taken larger reductions this year. As chair, he said it is his responsibility to bring ideas before the Council. He proposed using CFY 2019-20 excess funds for the current fiscal year rather than CFY 2021-22.

Chair Peacock stated that from an accounting perspective, because of how the settle-up is handled, it should be noted that expenditures are non-recurring, and the deficit position is variant from year to year. He stated that the Article V REC is expected to meet again in February and the Council may have time to firm-up the future revenue number. He noted

that there is a concern with acting now, as future discussion in February may reverse the direction presently desired.

Jason Welty stated that the REC estimate from November and the future estimate in February will allow for 4-5 months of data for the Committee to work with. Clerk Newton asked for the response from the staffers, which Mr. Welty mentioned previously. Mr. Welty explained that they had hesitation as they read the statute along with hesitation with estimates as they respond to the volatile situation with COVID-19.

Clerk Colonnese asked if money is taken now, whether it goes beyond the current spending authority. Chair Peacock replied that yes, there is projected to be cumulative excess. Clerk Colonnese clarified that this is based on one month of data. Jason Welty stated that they base their projections on the state fiscal year, so they only have one month of data from this county fiscal year, decreasing the state side of the projection. Jason Welty explained that the last months have been so low that they anticipate the coming months to be exponentially higher. Welty stated that the foreclosures and evictions will expire at the end of the year.

Clerk Crawford stated that he is worried about giving the impression that Clerks would not follow the interpretation of the statute. Clerk Green thanked Jason Welty for the discussion at the Budget Committee meeting, as this is a very challenging issue. Clerk Green also thanked Chair Peacock for his diligence to see if the revenue projection holds and then thanked him for his leadership. Clerk Moore Russell stated that she struggles to delay the conversation as she knows some Clerks need the dollars now. If they vote on the issue today, she said she would recommend using the fund now and not wait.

Chair Peacock stated that the fiscally constrained counties will be held harmless, but that leaves some Clerks who were not held harmless now needing budget assistance. He asked if any Clerks had any questions before a motion. There were none.

Clerk Butterfield made a motion to wait to make any decision to use “projected” excess funds until after the February REC meeting. Clerk Colonnese seconded the motion.

Chair Peacock opened the floor for debate. Clerk Roth clarified that the item was not being tabled, but there will still be active communications between now and the February REC meeting. Clerk Newton explained that the item should be held off because of a lack of data. Clerk Newton asked that if there was an observed increase in projected revenues would the excess funds then increase. Chair Peacock replied yes, but again we would be able to receive only a 50% share.

Clerk Smith stated that the reaction is likely not favorable but asked what would change if this item is delayed. Jason Welty explained that there would typically be a bottom-up approval where CCOC gets buy-in from the bottom up, from staffers to Chairs. He said a delay would allow Clerks to work with the Speaker and President to assure they are on board, and then the staff could be provided direction to OK the motion, providing top-down approval.

Clerk Smith asked if the Budget Committee would need to weigh in on this issue. Chair Peacock explained that they are a subset of the body, and they can make recommendations, but the Council does not have to adopt the recommendation. He initiated a vote on the motion. **The motion was approved unanimously.**

5. Agenda Item 5 – PIE Committee Update

The Quarter 4 Performance Measure and Action Plan Report was sent to the legislature to meet the November 13th deadline. Clerk Roth explained that there are 5 action plans for collections. Clerk Roth asked for questions and there were none.

Clerk Roth motioned to certify the Quarter 4 Report, and it was seconded by Clerk Newton. There were no objections, and the motion was adopted by consent.

Clerk Roth noted that the next PIE meeting will take place January 19, 2021, from 2:00 - 4:00 PM.

6. Agenda Item 6 – CCOC Annual Report

Jason Welty provided a summary of the CFY 2019-20 Annual Report. He clarified that the Council approved the Annual Report but gives the Chair permission to update the finalized numbers. The draft report was provided in the meeting packet and it is required by law to be submitted to the Legislature by January 1, 2021.

Clerk Burke explained that this year was the lowest revenue the Clerks have produced since 2014 when this was created. Clerk Burke explained that this shows the Clerks are barely surviving and not meeting the needs of constituents in the area. He requested a chart showing the Budget slashed year by year. Jason Welty explained that page 28 provided a highlighted quote and agreed that the chart would be helpful. Clerk Moore Russell acknowledged many words on page 32, but a graph or chart may depict the story better.

Clerk Butterfield made a motion to approve the CFY 2019-20 Annual Report. The motion was seconded by Clerk Moore Russell.

7. Agenda Item 7 – Other Business

Jason Welty asked if he could be given permission to ask Clerks to send in an interim EC January reports by January 10th instead of waiting until the 20th to help us with our revenue projections to get that ready for the February REC meeting. Chair Peacock said this would be on a voluntary status only, and this would be communicated to the Clerks.

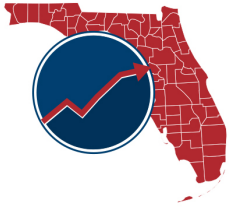
Chair Peacock explained that there were no findings or recommendations for approval of the CCOC office in the newly released Auditor General Report. The Auditor General's staff came into the CCOC office in March and started conducting their every three-year

review which is required by law. He said he is pleased that the audit report was clean and there were no findings which is very unusual for any audits especially considering it covered a three-year time period. This is a sign of diligence from John Dew and the team making sure we follow laws, good accounting procedures and policy requirements. He further mentioned that a reporter from in the State tweeted out that the Auditor General posted the CCOC Audit Report on their website and what a rarity it was that there were no findings. Again, he wanted to thank John Dew for keeping the office running smoothly and this is a great audit report. Clerk Colonnese noted that she too was very impressed with the release of an audit with no findings and also saw the tweet from the reporter.

Judge Ficarrota explained that TCBC will meet December 4th to plan for the legislative session, cover the Pandemic Recovery Plan, one million extra cases, and proceedings delayed or not yet filed. Chair Peacock thanked Judge Ficarrota for the great partnership.

Chair Peacock stated that the next Council date is not yet set, but it will be after the February REC meeting.

The meeting was adjourned at 3:27 PM.



CCOC
**FLORIDA CLERKS OF COURT
 OPERATIONS CORPORATION**

JD Peacock, II
 OKALOOSA COUNTY
 EXECUTIVE COUNCIL CHAIR

Jeffrey R. Smith, CPA, CGMA
 INDIAN RIVER COUNTY
 VICE-CHAIR

Tiffany Moore Russell, Esq.
 ORANGE COUNTY
 SECRETARY/TREASURER

STACY BUTTERFIELD, CPA
 POLK COUNTY

JOHN CRAWFORD
 NASSAU COUNTY

TODD NEWTON
 GILCHRIST COUNTY

LAURA E. ROTH
 VOLUSIA COUNTY

HARVEY RUVIN, ESQ.
 MIAMI-DADE COUNTY

RON FICARROTTA
 13TH JUDICIAL CIRCUIT JUDGE
 SUPREME COURT APPOINTEE

NIKKI ALVAREZ-SOWLES, ESQ.
 PASCO COUNTY
 SENATE APPOINTEE

KEN BURKE, CPA
 PINELLAS COUNTY
 HOUSE APPOINTEE

JOHN DEW
 EXECUTIVE DIRECTOR

FIRM OF BOYD AND DURANT
 GENERAL COUNSEL

2560-102 BARRINGTON CIRCLE | TALLAHASSEE, FLORIDA 32308 | PHONE 850.386.2223 | FAX 850.386.2224 | WWW.FLCCOC.ORG

AGENDA ITEM 3

DATE: June 28, 2021
SUBJECT: Annual Evaluation Results of Executive Director
COUNCIL ACTION: Information purposes only

OVERVIEW:

The CCOC Plan of Operations under Section 3-2(A) requires that a “performance evaluation shall be conducted annually of the Executive Director by July 1st. The Chair shall request from each Council member an evaluation that shall be submitted directly to the Chair. The Chair shall go over the evaluations with the Director. The Chair will provide the compilation of the evaluations to the Council members.”

The summary evaluation for calendar year 2021 is attached.

RECOMMEND ACTION: Information purposes only

LEAD STAFF: John Dew, CCOC Executive Director

ATTACHMENTS:

1. Memo from Counsel Rob Boyd to Chair JD Peacock with Evaluation Summary Results


BOYD | DURANT

Attorneys at Law

J. ROBERT BOYD, JR.

1407 Piedmont Drive East
Tallahassee, Florida 32308
boydlaw.net

P: (850) 386-2171
F: (850) 385-4936
rob@boydlaw.net

To: JD Peacock, II, Chairperson of Executive Council
From: J. Robert Boyd, Jr., General Counsel 
Subject: 2020 Performance Review of Executive Director John Dew
Date: April 13, 2021

ISSUE: An annual review of performance of the Executive Director of CCOC was conducted by the Executive Council.

CONCLUSION: Below is the methodology, the ratings, and a summary of the performance review of the Executive Director.

PREFACE

The members of the Executive Council for 2020 were asked to provide an evaluation of the Executive Director for that year.

METHODOLOGY AND REPORTING

The ten (10) members of the Executive Council were tasked with rating the performance of the Executive Director, John Dew ("Dew"), of the CCOC. The rating document provided for comments as well as a point rating in the following nine (9) areas: Communications, Relationship with Clerks, Fiscal Management, Planning and Organization, Decision Making, Meetings, Professional and Leadership Skills, Management of Employees, and Knowledge of Job. Point ratings were on a scale of 1-5, with 5 as the highest.

Seven (7) individuals responded to the Chairperson's request for completion of the Performance Evaluation. The evaluation input was solicited on March 1, 2021 with a turn around time, if possible, of March 15, 2021. A reminder was sent on March 16, 2021, extending the deadline to the following day by noon.

DISCUSSION

Of the 315 possible points on the ratings given, Dew rated 310 points. Averaging the points awarded, Dew demonstrated a high rating of 98.41%. The average of each criterion is as follows (possible 5 points in each area):

Communications – 4.86

Relationship with Clerks – 4.86

Fiscal Management – 5.00

Planning and Organization – 4.86

Decision Making – 5.00

Meetings – 5.00

Professional and Leadership Skills – 4.86

Management of Employees – 4.86

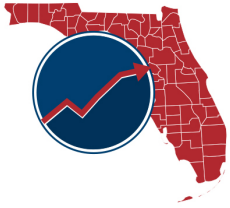
Knowledge of Job – 5.00

The comments contained in the assessment(s) from the Council members describe Dew as an “Outstanding Steward and Manager of the Corporation”, “Exceptional Person” and a “Great Partner this very trying year”. Dew received several remarks commending his excellent and effective communication with the Clerks and more than one evaluation expressed appreciation for Dew and the job he’s done despite the challenges faced during the past year with the pandemic. Although Dew received less than perfect ratings in Communications, Relationship with Clerks, Planning and Organization, Professional and Leadership Skills, and Management of Employees, the overall ratings were consistently high.

The only “criticism” Dew received was related to his management of employees as it related to an error that occurred last summer during COVID shortfall projections. This member suggested that maybe a cross-check could be put in place prior to sending requests to the Governor to help catch errors like this from happening again.

The vast majority of comments to the assessment speak highly of Dew’s performance, with only one comment providing a suggestion for improvement and overall, Dew’s rating increased from last year.

The individual reviews, and all working papers are being sent with this email. As you know, pursuant to Section 3-2A of the Plan of Operation, you will need to address the evaluation with Dew. If you have any questions please let me know.



CCOC

FLORIDA CLERKS OF COURT
OPERATIONS CORPORATION

JD Peacock, II
OKALOOSA COUNTY
EXECUTIVE COUNCIL CHAIR

Jeffrey R. Smith, CPA, CGMA
INDIAN RIVER COUNTY
VICE-CHAIR

Tiffany Moore Russell, Esq.
ORANGE COUNTY
SECRETARY/TREASURER

STACY BUTTERFIELD, CPA
POLK COUNTY

HARVEY RUVIN, ESQ.
MIAMI-DADE COUNTY

KEN BURKE, CPA
PINELLAS COUNTY
HOUSE APPOINTEE

JOHN CRAWFORD
NASSAU COUNTY

RON FICARROTTA
13TH JUDICIAL CIRCUIT JUDGE
SUPREME COURT APPOINTEE

JOHN DEW
EXECUTIVE DIRECTOR

TODD NEWTON
GILCHRIST COUNTY

NIKKI ALVAREZ-SOWLES, ESQ.
PASCO COUNTY
SENATE APPOINTEE

FIRM OF BOYD AND DURANT
GENERAL COUNSEL

LAURA E. ROTH
VOLUSIA COUNTY

2560-102 BARRINGTON CIRCLE | TALLAHASSEE, FLORIDA 32308 | PHONE 850.386.2223 | FAX 850.386.2224 | WWW.FLCCOC.ORG

AGENDA ITEM 4 (a, b, c)

DATE: June 28, 2021
SUBJECT: Treasurer’s Report
COUNCIL ACTION: Accept Financial CFY 19-20 Financial Statements and 20-21 Budget Update; Approve Recommended CCOC Office 21-22 Budget

OVERVIEW:

Each Executive Council meeting the CCOC Treasurer provides an update on the CCOC Office expenditures compared to the approved budget. Annually the Treasurer is responsible for reporting on the Corporation annual Financial Statements when received and making a recommendation to the Council for the Corporation Office budget for the next county fiscal year.

STATUS:

- a. CCOC Office Financial Statements for the year ending September 30, 2020. The audit firm of Law, Redd, Crona & Munroe issued a report. According to the “Summary of Audit Results” there are no noted findings, deficiencies in internal control, or material instances of noncompliance. The full audit report and management Letter has been posted to the CCOC website: <https://flccoc.org/about-us/corporation/>.
- b. 20-21 Office Budget – Through eight months of the CFY we have only expended 51.19% of our annual budget. Part of the less than expected expenses are due to having vacant positions during the first part of the year and limited travel. We will remain within our budget authority for the year.
- c. 21-22 Office Budget – Requesting the budget authority be increased by \$20,440.46 in our travel category which was decreased by that amount this year due to travel restrictions. The current year budget is \$1,681,437.54 and the 21-22 budget request is for \$1,701,878. This budget request includes authority to provide select employees up to a 3% performance raise if approved by the Council; requesting the ability to provide limited tuition reimbursement for employees; and the continuation of a set-aside of \$100,000 to hire a technology consultant to help develop a data base for Clerks to submit reports to the CCOC.

AGENDA ITEM 4 A, B, C - TREASURER'S REPORT

RECOMMEND ACTION: Accept reports for 19-20 Financial Statements and 20-21 updated budget. Approve 20-21 office budget request.

LEAD STAFF: John Dew, CCOC Executive Director

ATTACHMENTS:

1. CCOC Office Budget Report for CFY 20-21 through May 2021.
2. CCOC Office Budget Request for CFY 21-22.

**CCOC Budgetary Report
County Fiscal Year 2020 - 2021
(October 1, 2020 - September 30, 2021)**

	Budget Category Amount	Oct	Nov	Dec	Jan	Feb	Mar	Apr	May	Jun	Jul	Aug	Sep	Year to Date Expenditures	(%) of Budget Expended
CCOC STAFF:	\$861,715.32	\$62,438.80	\$62,408.89	\$62,346.94	\$64,235.84	\$68,138.63	\$67,188.82	\$118,195.51	\$61,715.46	\$0.00	\$0.00	\$0.00	\$0.00	\$566,668.89	65.76%
Total Salaries	\$602,769.72	\$45,074.32	\$44,683.99	\$44,317.99	\$46,893.59	\$46,635.66	\$46,382.66	\$46,485.66	\$45,910.12						
Internal Revenue(Corporation Responsibility)	\$38,945.60	\$3,320.51	\$3,290.61	\$3,246.67	\$3,445.95	\$3,404.63	\$3,385.53	\$6,597.86	\$3,446.38					\$30,138.14	77.39%
Retirement, Benefits, Workers' Comp and Other	\$220,000.00	\$16,386.30	\$16,386.29	\$16,368.28	\$16,368.30	\$18,948.34	\$18,020.63	\$65,811.99	\$12,883.96					\$181,174.09	82.35%
OPS STAFF:	\$34,000.00	\$2,342.33	\$1,952.00	\$1,586.00	\$2,472.00	\$850.00	\$600.00	\$700.00	\$525.00					\$11,027.33	32.43%
GENERAL EXPENSES:	\$85,159.54	\$4,945.94	\$3,854.36	\$5,026.33	\$3,610.43	\$3,195.56	\$8,988.87	\$888.43	\$3,658.08	\$0.00	\$0.00	\$0.00	\$0.00	\$34,168.00	40.12%
Rent (including Utilities)	\$45,159.54	\$3,182.43	\$2,812.50	\$3,519.92	\$3,023.50	\$2,812.50	\$6,303.25	\$211.00	\$3,023.50					\$24,888.60	55.11%
Communications (+ Internet and Phone)	\$5,000.00	\$169.92	\$9.09	\$345.12	\$352.39	\$172.06	\$1,114.32	\$96.68	\$268.37					\$2,527.95	50.56%
Equipment, Supplies and Other	\$35,000.00	\$1,593.59	\$1,032.77	\$1,161.29	\$234.54	\$211.00	\$1,571.30	\$580.75	\$366.21					\$6,751.45	19.29%
TRAVEL:	\$45,000.00	\$0.00	\$0.00	\$0.00	\$0.00	\$0.00	\$274.35	\$948.59	\$235.20					\$1,458.14	3.24%
STAFF TRAINING:	\$5,000.00	\$200.00	\$0.00	\$0.00	\$0.00	\$0.00	\$0.00	\$0.00	\$0.00				\$0.00	\$200.00	4.00%
CONTRACTUAL EXPENSES:	\$330,563.00	\$10,279.25	\$11,557.50	\$12,211.00	\$11,848.00	\$12,384.51	\$18,955.75	\$8,889.00	\$6,882.50	\$0.00	\$0.00	\$0.00	\$0.00	\$93,007.51	28.14%
General Counsel	\$111,000.00	\$3,058.00	\$0.00	\$3,496.00	\$1,400.00	\$260.00	\$368.00	\$1,164.00	\$0.00					\$9,746.00	8.78%
FY 20-21 Survey, Reporting, and Other Services	\$203,563.00	\$7,221.25	\$11,557.50	\$8,715.00	\$10,448.00	\$6,189.51	\$13,212.75	\$7,725.00	\$6,882.50					\$71,951.51	35.35%
Audit Services	\$16,000.00	\$0.00	\$0.00	\$0.00	\$0.00	\$5,935.00	\$5,375.00	\$0.00	\$0.00					\$11,310.00	70.69%
EDUCATION SERVICES	\$320,000.00	\$78,031.30	\$0.00	\$0.00	\$26,150.00	\$0.00	\$50,000.00	\$0.00						\$154,181.30	48.18%
TOTALS:	\$1,681,437.86	\$158,237.62	\$79,772.75	\$81,170.27	\$108,316.27	\$84,568.70	\$146,007.79	\$129,621.53	\$73,016.24	\$0.00	\$0.00	\$0.00	\$0.00	\$860,711.17	51.19%

*CCOC Staff has the authority to spend beyond category amounts as long as they stay within the total Annual Budget Authority.

J. Dow
6/14/21

(WPS)
06/14/2021

DRAFT

CCOC Budget County Fiscal Year 2020-2021 (October 1, 2020 - September 30, 2021)
--

	Budget Category Amount
CCOC STAFF:	\$861,715.00

Executive Director	\$145,508.00
Deputy Executive Director	\$114,659.00
Budget and Communications Director	\$89,672.00
Senior Budget Manager	\$72,177.00
Budget Manager I	\$50,201.00
Budget Manager I	\$48,270.00
Budget Manager I	\$40,563.00
Executive Assistant/Human Resources	\$43,260.00
Internal Revenue(Corporation Responsibility)	\$55,000.00
Retirement, Benefits, Workers' Comp and Other	\$202,405.00

OPS STAFF:	\$34,000.00
-------------------	-------------

GENERAL EXPENSES:	\$85,159.54
Rent (including Utilities)	\$45,159.54
Communications (+ Internet and Phone)	\$5,000.00
Equipment, Supplies and Other	\$35,000.00

TRAVEL:	\$45,000.00
----------------	-------------

STAFF TRAINING:	\$5,000.00
------------------------	------------

CONTRACTUAL EXPENSES:	\$330,563.00
General Counsel	\$111,000.00
FY 20-21 Survey, Reporting, and Other Services	\$203,563.00
Audit Services	\$16,000.00

EDUCATION SERVICES:	\$320,000.00
----------------------------	--------------

TOTALS:	\$1,681,437.54
----------------	-----------------------

CCOC Budget Request County Fiscal Year 2021-2022 (October 1, 2021 - September 30, 2022)
--

	Budget Category Amount
CCOC STAFF:	\$ 861,715.00

Executive Director	\$145,508.00
Deputy Executive Director	\$101,598.00
Budget and Communications Director	\$83,640.00
Senior Budget Manager	\$72,177.00
Budget Manager I	\$50,201.00
Budget Manager I	\$37,707.00
Budget Manager I	\$40,563.00
Human Resources/Finances/Assistant	\$33,990.00
Internal Revenue(Corporation Responsibility)	\$75,000.00
Retirement, Benefits, Workers' Comp and Other*	\$221,331.00

OPS STAFF:	\$34,000.00
-------------------	-------------

GENERAL EXPENSES:	\$85,200.00
Rent (including Utilities)	\$45,200.00
Communications (+ Internet and Phone)	\$5,000.00
Equipment, Supplies and Other	\$35,000.00

TRAVEL:**	\$60,400.00
------------------	-------------

STAFF TRAINING:***	\$10,000.00
---------------------------	-------------

CONTRACTUAL EXPENSES:	\$330,563.00
General Counsel	\$111,000.00
****FY 21-22 Survey, Reporting, and Other Services	\$203,563.00
Audit Services	\$16,000.00

EDUCATION SERVICES:	\$320,000.00
----------------------------	--------------

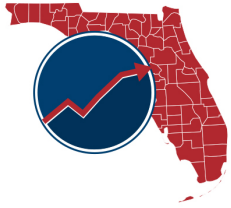
TOTALS:	\$1,701,878.00
----------------	-----------------------

* Included in these expenses are dollars to provide selected employees up to a 3% performance measure raise or bonus if EC approves.

**Bring travel budget back up to approved 19-20 year level now that travel restrictions are removed

***Request the ability to provide limited tuition reimbursement program for employee:

****Provide \$100,000 in the budget to hire a technology consultant group to help develop a data base for Clerks to more easily submit data and CCOC/Clerks access such data:



CCOC

FLORIDA CLERKS OF COURT
OPERATIONS CORPORATION

JD Peacock, II
OKALOOSA COUNTY
EXECUTIVE COUNCIL CHAIR

Jeffrey R. Smith, CPA, CGMA
INDIAN RIVER COUNTY
VICE-CHAIR

Tiffany Moore Russell, Esq.
ORANGE COUNTY
SECRETARY/TREASURER

STACY BUTTERFIELD, CPA
POLK COUNTY

HARVEY RUVIN, ESQ.
MIAMI-DADE COUNTY

KEN BURKE, CPA
PINELLAS COUNTY
HOUSE APPOINTEE

JOHN CRAWFORD
NASSAU COUNTY

RON FICARROTTA
13TH JUDICIAL CIRCUIT JUDGE
SUPREME COURT APPOINTEE

JOHN DEW
EXECUTIVE DIRECTOR

TODD NEWTON
GILCHRIST COUNTY

NIKKI ALVAREZ-SOWLES, ESQ.
PASCO COUNTY
SENATE APPOINTEE

FIRM OF BOYD AND DURANT
GENERAL COUNSEL

LAURA E. ROTH
VOLUSIA COUNTY

2560-102 BARRINGTON CIRCLE | TALLAHASSEE, FLORIDA 32308 | PHONE 850.386.2223 | FAX 850.386.2224 | WWW.FLCCOC.ORG

AGENDA ITEM 4d

DATE: June 28, 2021
SUBJECT: CCOC Workplan for 21-22
COUNCIL ACTION: Discussion and Approve Draft Workplan

OVERVIEW:

The CCOC Plan of Operations Council requires that “the Corporation, at its annual meeting shall adopt an annual operating budget and program work plan for each fiscal year as presented by the Executive Director and recommended by the Council.”

The proposed workplan provides 11 recommendations. These items are connected to continuing current CCOC functions, carry-over from previous years, or related to newly established legislative requirements, as well as ideas to begin long-term projects.

RECOMMEND ACTION: Review and approve a workplan for 21-22 to be submitted to the Corporation for their review and approval.

LEAD STAFF: John Dew, CCOC Executive Director

ATTACHMENTS:

1. 2021-22 CCOC Workplan - Draft



2560-102 BARRINGTON CIRCLE ✓ TALLAHASSEE, FLORIDA 32308 ✓ PHONE 850.386.2223 ✓ FAX 850.386.2224 ✓ WWW.FLCCOC.ORG

CFY 2021-22 CCOC WORK PLAN – DRAFT

The Plan of Operations for the Florida Clerks of Court Operations Corporation (CCOC) requires the Corporation to adopt a program work plan for each fiscal year as presented by the Executive Director and recommended by the Council.

CCOC's Mission, Vision, and Guiding Principles supply strategic direction to the Executive Director in formulating the work plan. These values are:

Our Mission: To provide world-class service in Budget Administration, Performance Enhancement, Financial Analysis, Legislative Review, and Technical Strategies for all 67 Clerks of Court.

Our Vision: "Excellence in Clerks of Court Budget Administration."

Our Guiding Principles:

- To be the **Source** for valid, accurate, complete performance and financial reports
- To **Collaborate** with justice partners to meet our mutual needs
- To **Protect** the integrity of performance and financial information
- To be **Proactive** in leveraging current technology and in advancing new technology

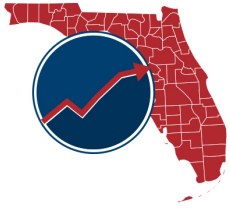
DRAFT CCOC Workplan: The Executive Director presents the following priorities to the Executive Council and the Corporation members for CFY 2021-22. These priorities are subject to change contingent on the Executive Council leadership and direction, legislative actions, and other factors. As part of the CFY 2021-22 work plan, CCOC staff will:

1. Continue to provide professional support to the clerks, legislature, and other entities seeking information related to the clerks' budgets and performance.
2. Develop policy and budgetary recommendations to the legislature to diversify clerk revenue streams and continue working toward stable funding solutions.
3. Provide workload relief to clerks by streamlining reporting requirements while collecting necessary data to fulfill statutory duties and measure performance.
 - a. Develop a strategic solution for data collection, analysis, and reporting needs.
 - b. Evaluate the efficacy of the current reports.
 - c. Explore the possibility of discontinuing reports that no longer have value and reducing the frequency of submissions.

Our Mission: As a governmental organization created by the Legislature, we evaluate Clerks' court-related budgetary needs, and recommend the fair and equitable allocation of resources needed to sustain court operations.

CFY 2021-22 CCOC WORK PLAN – DRAFT

- d. Continue efforts to improve how clerks send reports to CCOC.
 - e. Explore using the Clerks' Comprehensive Case Information System (CCIS) to reduce the number of manual entries clerks must make when reporting outputs.
4. Continue to work with clerks on verifying and documenting the clerks' workload.
 - a. Review case weights and performance measures.
 - b. Recommend changes in case weights and performance measures to the Performance Improvement and Efficiencies (PIE) Committee.
 5. Seek to expand the use of the e-Notify text and email reminder platform, which currently provides court event reminders in only criminal cases.
 6. Implement legislative changes to:
 - a. Juror Management funding process.
 - b. Uniform payment plan format.
 7. Collaborate with the Florida Court Clerks & Comptrollers (FCCC) leadership team seeking joint solutions to help resolve clerks' issues and working with the legislature.
 8. Develop a long-range 5-year strategic plan for the Corporation.
 - a. Implement strategic human resource management principles to develop staff, retain staff, and ensure continuity of operations.
 - b. Develop a school-to-career pipeline program to secure future talent.
 - c. Review CCOC position responsibilities and align staff position descriptions to meet changing needs while using current staff's strengths.
 - d. Increase the CCOC presence on social media to help educate the public and policymakers of the importance of an adequately funded clerk system.
 9. Review all current CCOC Policies and Procedures.
 10. Increase training opportunities and resources for clerks and staff.
 11. Update the criminal and civil indigence forms and provide the form to the Florida Supreme Court for their review.



AGENDA ITEM 4e

DATE: June 28, 2021
SUBJECT: CIS Contract (Compliance Improvement Services)
COUNCIL ACTION: Discussion and Decision on Extending Contract 6 months

OVERVIEW:

The Council approved a contract with CIS in June 2019 that allowed addition two one-year extensions after the initial year. The amount of the allowable expenditures for the contract was increased in the first year of the contract from the original agreed to amount of \$32,250 to \$53,125 due to the demand from Clerks for the services. The 2nd extension was approved in June 2020 and reset to the original allowable expenditure authority due to the Pandemic and the “no-travel” restrictions and focus on having to work with a significant budget decrease. With the no-travel restrictions now being lifted, the significant number of newly elected Clerks, and the passage of recent legislation that continues to allow the Clerks to have excess revenues at the end of each year placed on the CCOC Trust Fund, it is expected there will be more demand for compliance services.

The compliance contract was vetted and approved in the middle of the calendar year in 2019. However, the CCOC’s other contracts are approved and take effect from January through December each year. This Fall we will be sending out proposals to vendors because these other contracts will expire on December 31st as they all already received their two one-year extensions. It would be beneficial to have the CIS second and final one-year contract extension be for only six months as opposed to one year so this contract could be part of the same process with the other contracts each year. CIS has agreed to be willing to a six-month extension instead of the typical one-year extension. They will have to bid for the contract with other vendors later this year. We have evaluated the work of the CIS this past year and would recommend an extension. We further recommend that the amount of expenditure authority be increased to 50% of the annual authority allowed in the first-year amendment due to expected increase in demand for services.

RECOMMEND ACTION: Approve a six-month contract extension with CIS for the maximum amount of \$26,562. The contract would expire on December 31, 2021, and any new contract would go through a complete bid process.

LEAD STAFF: John Dew, CCOC Executive Director

ATTACHMENTS:

1. Original CIS Contract (July 1, 2019-June 30, 2020)
2. Revision in first year contract (March 1, 2020)
3. First one-year extension (July 1, 2020-June 30, 2021)
4. Draft six-month extension (July 1, 2021-December 31, 2021)

PROFESSIONAL SERVICES AGREEMENT

This Agreement made July 1, 2019, between the Florida Clerks of Court Operations Corporation (hereinafter the "Corporation"), having its principal place of business at 2560-102 Barrington Circle, Tallahassee, Florida 32308 and Compliance Improvement Services, Inc. (hereinafter "Vendor"), 4436 Waterscape Lane, Fort Myers, Florida 33966.

WHEREAS, the Legislature created the Florida Clerks of Court Operations Corporation in Section 28.35, F.S.; and

WHEREAS, the Corporation is charged under Section 28.35, F.S., and other relevant Florida Statutes with certain duties and responsibilities which include budget planning, budget review, and the development and certification of a uniform system of performance measures, and

WHEREAS, the Corporation has determined that in order to meet its statutory obligations, certain professional services will be required; and

WHEREAS, the Corporation has determined that the Vendor has the experience of financial and accounting services to meet the Corporation's needs and requirements in a timely and professional manner; and

WHEREAS, the Corporation wishes to contract with Vendor, on a non-exclusive basis, for certain services as hereafter defined and the Vendor is willing to enter into such an Agreement to provide such services to the Corporation. Therefore,

IN CONSIDERATION of the aforementioned representations, it is hereby agreed as follows:

SECTION 1: SERVICES

- 1.1 The Corporation hereby retains Vendor to furnish certain services, information and items as provided below, but reserves the right to select additional contractors.
- 1.2 Services that may be provided by Vendor to the Corporation pursuant to this Agreement and hereinafter defined shall include specific areas of:
 - a. Revenue Compliance Education and Training Services
- 1.3 Services to be provided by Vendor as delineated and hereinafter defined shall be provided as desired and to the extent determined by the Executive Director, as directed.

SECTION 2: DEFINITION AND SCOPE OF SERVICES

- 2.1 Development of a project plan for a Statewide revenue compliance program including such items as timelines, surveys, and CCOC directed documents and reports.
- 2.2 Regular communication with Clerks of Court and staff on Revenue Compliance Improvement - calls, training tips, news on compliance, directed site visits. Communication and update to be provided to the Executive Director at a bi-weekly minimum.

1

JDP/11



- 2.3 Attendance at workgroups and conferences as jointly agreed upon by the Contract Manager.
- 2.4 Review/audit current collections and best practices as directed for Clerk's offices and implementation of same to include training and tool review
- 2.5 Periodic reports shall be provided to the Executive Director, John Dew and Contract Manager, (Doug Isabelle) of the CCOC as directed to include information on progress of implementation of revenue compliance programs within clerk's offices, percentage increase with new programs or procedures, etc.

SECTION 3: COSTS

3.1 Rate of Payment

The Corporation's performance and obligation to pay under this contract is contingent upon an annual appropriation by the State of Florida Legislature. Payment for production labor by the Corporation to the Vendor shall be based on a blended hourly rate of \$62.50 per hour for a maximum of 500 hours. The Vendor's fee estimate is a "not to exceed" commitment of \$31,250.

Said rates encompass all employee related expenses such as federal taxes, insurances, retirement, and other federal and/or state required costs and Vendor's overhead related expenses. If any additional work is required or requested that exceeds the fee estimate, this work will only be performed if agreed to by both Vendor and Corporation in writing.

3.2 Direct Costs

The Corporation shall reimburse the Vendor for direct costs incurred by Vendor in providing services under this Agreement. Such costs shall include postage, telephone, travel/per diem (subject to state policy and Section 112.061, F.S.), and material/supplies. Reimbursement for travel expenses for the term of the contract will not exceed \$6,000 unless agreed to by the Executive Director.

3.3 Invoices

The Vendor shall invoice the Corporation upon acceptance of a deliverable by the Corporation. Invoices are to be provided to the CCOC Executive Director by the 15th of the month following the month that the work was conducted. Invoices received more than thirty (30) days past the due date are subject to a reduction of payment by 2% per month for each month it is past due. The Corporation shall pay such invoices within thirty (30) days of receipt subject to availability of funds.

SECTION 4: TERM OF AGREEMENT

4.1 Term

This Agreement shall be effective upon the later of the dates signed by the parties and continuing until the Agreement is terminated or canceled under provisions of the Agreement, but no later than the issuance date of the financial statements.

JDP/II 

On or before end of the term of this Agreement and any extension thereof, the Corporation shall review the performance of the previous term and, in its sole discretion, shall have the option to extend this Agreement an additional year, for up to two (2) additional years, not to exceed a total of three (3) years.

4.2 Termination Limitations

This Agreement shall only be terminated or canceled as provided under the provisions herein.

4.3 Termination

Either party may terminate this Agreement for convenience upon providing fifteen (15) days Termination Notice to the other party in writing.

4.4 Mutual Rescission

The parties may mutually agree in writing to terminate this Agreement without further notice.

4.5 Cancellation

If either the Corporation or the Vendor violates its obligations under this Agreement, the other party may cancel this Agreement by sending a Cancellation Notice describing the noncompliance to the other party. Upon receiving the Cancellation Notice, the noncompliant party shall have ten (10) business days from the date of such notice to cure any such noncompliance. If such noncompliance is not cured within the required ten (10) business days, the other party shall have the right to cancel this Agreement as of the eleventh day after the date of the Cancellation Notice.

4.6 Cancellation Without Notice

Notwithstanding other provisions herein, either party may cancel this Agreement without notice to the other upon the other earliest to occur of the following events:

- (a) Fraud or Dishonesty: The Corporation or the Vendor commits an act of fraud or dishonesty pursuant to the provisions of this Agreement;
- (b) Failure to Perform: The Corporation or the Vendor fails to perform pursuant to the provisions of this Agreement;
- (c) Felony Conviction: The Corporation or the Vendor is convicted of a felony.

SECTION 5: RESPONSIBILITIES OF VENDOR

- 5.1 Vendor fully understands and agrees that there shall be no reimbursement of funds by the Corporation for any obligation or expenditure made prior to the execution of this Agreement and any fully executed Change Order.
- 5.2 All direction for services shall be prescribed either verbally or in writing by the Executive Director or the Executive Director's designee. Compensation for such services shall be negotiated prior to the

performance of services by Vendor, unless certified as a valid public emergency pursuant to Florida law.

- 5.3 All services described in the Agreement shall be performed by and/or under the direct supervision of Don Murphy, Principal & Senior Consultant, or another person of similar experience designated by Vendor and approved, in writing, by the Corporation's Contract Manager (Doug Isabelle). For the purposes of this Agreement, such approved person shall be considered the Vendor's Contract Manager.
- 5.4 To the extent required by law, the Vendor shall maintain, during the life of this Agreement, Workers' Compensation insurance for all its employees connected with any work related to this Agreement. Such insurance coverage shall comply fully with the Florida Workers' Compensation law.
- 5.5 All notes and work product associated with this Agreement shall be open for review by the Corporation's Contract Manager during Vendor's normal working hours.
- 5.6 Vendor shall be responsible for all work performed under the terms of this Agreement. It is agreed that none of the services performed under this Agreement shall be subcontracted to any individual or firm without the prior written consent of the Corporation's Contract Manager. It is understood that these subcontractors shall only work in their area of expertise. The Corporation reserves the right to require the Vendor to remove a subcontractor if, during the term of this Agreement, any work performance of the subcontractor is deemed unsatisfactory by the Corporation.
- 5.7 Vendor shall retain financial records, supporting documentation, statistical, and all other records pertinent to this Agreement for a period of three (3) years after final payment is made, except that such records shall be further retained until final resolution of any matters resulting from any litigation, claim, or audit that started prior to the expiration of the retention period. The retention period commences from the date of the submission of the final expenditure report. The records and documents shall be made available to the Corporation upon request. Vendor agrees that all records referenced in this paragraph, and any other records relative to this Agreement, shall be maintained by the Vendor at a location within the state of Florida.
- 5.8 All records of the Vendor with respect to this Agreement shall be public record and shall be treated in the same manner as other public records are treated under general law.

SECTION 6: MISCELLANEOUS

6.1 Confidentiality

Except as provided above, the Vendor recognizes and acknowledges that the functions the Corporation performs may provide access to matters, which are, by Florida Statute, confidential (hereinafter referred to as "Confidential Information") and that any unauthorized disclosure of same would cause irreparable damage. Vendor agrees that, except as directed by the Corporation, it will not at any time during or after the term of the Agreement disclose any Confidential Information to any person whatsoever. Accordingly, the Corporation may seek and obtain injunctive relief against the breach or threatened breach of the foregoing undertakings, in addition to any other legal remedies available by law, which may be available. The Vendor hereby recognizes that disclosure of Confidential Information would be a breach of this Agreement however; any information made public by Florida law shall be exempt from this provision.

6.2 Relationship of Parties

Notwithstanding any other provisions contained herein, it is expressly agreed that the Vendor is an independent contractor in the performance of each part of this Agreement. As such, the Vendor is solely liable for all acts and omissions of itself, its officers, its employees, its agents and subcontractors, for all labor and expenses in the performance of services, unless otherwise specified in this Agreement. It is expressly agreed that the Vendor, its officers, employees, agents, and subcontractors shall act in an independent capacity and not as officers, employees, or agents of the Corporation in the performance of services under this Agreement.

It is further expressly agreed that this Agreement shall not be construed as a partnership or joint venture between the Corporation and the Vendor. Vendor shall have no authority to bind the Corporation for the performance of any contract or otherwise obligate the Corporation, except as specifically set forth in this Agreement.

6.3 Assurances

The Corporation and Vendor represent and warrant that all representations, warranties, recitals, statements and information provided under this Agreement are true, correct and accurate as of the date of this Agreement.

6.4 Conflict of Interest

The Vendor covenants that it presently has no interest and shall not acquire any interest which would conflict in any manner or degree with the performance of the services required.

This Agreement is not intended nor, shall it be construed as granting any rights, privileges, or interest in any third party without mutual written Agreement of the parties hereto.

6.5 Discrimination

No person, on the grounds of race, creed, color, national origin, age, sex, or disability shall be excluded from participation in, be denied the proceeds or benefits of, or be otherwise subjected to discrimination in performance of this Agreement.

6.6 Entire Agreement

This Agreement contains the entire understanding of the parties relating to the Services and supersedes all previous verbal and written Agreements relating to the Services. An engagement letter will be provided prior to the commencement of fieldwork as required by generally accepted auditing standards.

6.7 Severability

If a provision of this Agreement is rendered invalid the remaining provisions shall remain in full force and effect.

6.8 Captions

The headings and captions of this Agreement are inserted for convenience of reference and do not define, limit or describe the scope or intent of this Agreement or any section, paragraph, or provision.

6.9 Counterparts

This Agreement may be executed in multiple counterparts, each of which shall be deemed an original, but all of which together shall constitute one and the same instrument.

6.10 Governing Law

This Agreement shall be governed by the laws of the State of Florida and venue shall be Leon County, Florida.

6.11 Notice

All communications shall be in writing. Notices shall be delivered by Certified or Registered Mail - Return Receipt Requested - or by hand to the address set forth below for each party to this Agreement. Notice shall be deemed given on the date of receipt, as evidenced in the case of Certified or Registered Mail by Return Receipt.

CORPORATION

John Dew
Executive Director
Clerks of Court Operations Corporation
2560-102 Barrington Circle
Tallahassee, Florida 32308

VENDOR

Don Murphy
Principal & Senior Consultant
4436 Waterscape Lane
Fort Myers, Florida 33966

6.12 Pronouns/Gender

Pronouns and nouns shall refer to the masculine, feminine, singular or plural, as the context shall require.

6.13 Equitable Remedies

The parties hereby acknowledge that damages at law may be an inadequate remedy to the parties. In addition to other rights, which may be available, the parties shall have the right of specific performance, injunction or other equitable remedy in the event of a breach or threatened breach of this Agreement by the other party.

6.14 Litigation Expenses

In the event of litigation or arbitration arising out of this Agreement, the prevailing party shall be entitled to recover its reasonable and necessary attorneys' fees and costs.

6.15 Waiver

Waiver of any breach of this Agreement shall not constitute a waiver of any other breach. All remedies under this Agreement are in addition to equitable remedies and remedies provided by law and are cumulative. Failure to enforce any provision of this Agreement shall not constitute a waiver or create an estoppel from enforcing such provision.

6.16 Assignments

All assignments of rights hereunder by the Corporation and the Vendor shall be void.

6.17 Public Announcements

All public announcements of the relationship of the Corporation and Association under this Agreement shall be subject to the prior written approval of the Corporation.

6.18 Arbitration

Any controversy or claim arising out of or relating to this Agreement, or breach thereof, that cannot be otherwise resolved, shall be settled by arbitration in accordance with the Arbitration Rules of the American Arbitration Association ("Rules of the AAA"), as amended and in effect on the date of service of the demand for arbitration. Any award by the arbitrator shall specify which party is to be deemed the prevailing party. The AAA's and arbitrator's expenses and fees, together with other arbitration expenses including reasonable attorney's fees of the prevailing party, shall be paid for by the non-prevailing party or reimbursed to the prevailing party if advanced by the prevailing party. Judgment, upon the award rendered by the arbitrators, may be vacated or enforced by a court of competent jurisdiction in Leon County, Florida. Each party shall have the right of discovery as set forth in the Florida Rules of Civil Procedure.

6.19 No Minimum Level of Work

No minimum level of work is guaranteed as a result of this Agreement. This Agreement is not intended to be a sole source contract or an exclusive contract.

6.20 Fraud Policy

Pursuant to F.S. 112.311, the Corporation and the Vendor acknowledge the following Fraud Policy of the Corporation exists to guard against fraudulent, unethical, and dishonest acts and identify responsibilities for preventing, detecting, reporting, and investigating such. Sections 6.21-6.23 below outline the Fraud Policy and Procedures of the Corporation (therein "CCOC").

6.21 Background/Objective

The CCOC recognizes the importance of protecting the organization, its operations, its employees and its assets against financial risks, operational breaches and unethical activities. Therefore, it is incumbent upon CCOC's Executive Director to institute and clearly communicate the fraud prevention policy to employees, both internal and external customers, vendors and partners.

The CCOC is committed to the highest standards of moral and ethical behavior. Breaches of these standards, especially through acts involving fraudulent, unethical, and other dishonest behavior, are not only costly, but they erode the public's trust and confidence in the integrity of the agency. By issuing this formal policy statement, the CCOC hereby reaffirms its longstanding duty and responsibility to aggressively combat such behavior.

The CCOC recognizes a zero-tolerance policy regarding fraud and corruption. All matters raised by any source will be taken seriously and properly investigated. This policy covers all CCOC employees and Council Members. Additionally, this policy covers consultants, vendors, contractors, outside agency, or a

person doing business with the agency or in any other relationship with the agency to the extent that the CCOC resources are involved or impacted.

An employee who, in good faith, reports wrongful activity meeting the provisions of s. 112.3187, F.S. (Whistle-blower's Act), is protected against retaliation for making such a report. The law also provides for the individual's identity to remain confidential. Regardless as to whether or not the provisions of the Whistle-blower's Act are met, it is a violation of this policy for anyone to retaliate against an employee for reporting, in good faith, allegations of wrongdoing, or participating in the investigation of such.

The CCOC's policy is to promote consistent, legal, and ethical organizational behavior by:

- assigning responsibility for reporting fraud, theft, waste or abuse;
- institute preventive measures designed to deter these activities or make them easier to detect;
- providing guidelines for reporting and investigating suspected fraudulent behavior;
- requiring each employee to attend fraud awareness training;

Failure to comply with this policy subjects an employee (including management) to disciplinary action, including immediate termination. Failure to comply by a consultant, vendor, contractor, outside agency, or a person doing business with the agency or in any other relationship with the agency could result in cancellation of the business or other relationship between the entity and the CCOC.

For purposes of this policy only the term **fraud** or **fraudulent** includes theft, waste, and abuse as defined below. The term **employee** also includes employees in management positions. The term **management** includes council members, managers, assistant managers, supervisors and any other employee who has authority to sign another employee's performance evaluation and/or timesheet.

Definitions and Examples of Fraud, Waste, Abuse and Corruption

Fraud is defined as an intentional deception designed to obtain a benefit or advantage or to cause some benefit that is due to be denied. Fraud generally involves a willful or deliberate act or omission with the intention of obtaining an unauthorized benefit, service, property, or something of value by deception, misrepresentation, or other unethical or unlawful means. Fraud can be committed through many methods, including mail, wire, telephone, and the Internet. Fraudulent, unethical, and other dishonest acts may include, but are not limited to, the following:

- Forgery or alteration of a check, bank draft, any other financial document, or computer records;
- Falsification or misrepresentation of reports to management and external agencies, including time sheets, official travel claims for reimbursement, or other expense reimbursement reports;
- Knowingly authorizing or receiving payment for time not worked;
- Misappropriation of funds, securities, supplies, or other assets;
- Impropriety in the handling or reporting of money or financial transactions;
- Engaging in unauthorized activities that result in a conflict of interest;

- Disclosing confidential or proprietary information to unauthorized individuals;
- Removal of agency property, records, or other assets from the premises without supervisory approval;
- Unauthorized use or destruction of agency property, records, or other agency assets; and
- Taking and using information or providing the information that would lead to identity theft.
- Theft of cash or fixed assets;
- Failure to account for monies collected;
- Knowingly providing false information on job applications and requests for funding.

6.22 Investigate

Upon reviewing allegations of fraudulent, unethical, or dishonest acts, if the Executive Director determines an investigation is warranted, he/she shall appoint a qualified individual or entity to investigate the reported activity after consulting with the General Counsel. In those instances where the investigation by the Executive Director-Appointee indicates potential criminal activity, the investigation shall immediately be turned over to the Florida Department of Law Enforcement and the State Attorney's Office.

During the investigation, the Constitutional rights of all persons are to be observed. The accused will be afforded the opportunity to respond to the allegations or matters being investigated. The rights of the accused will be safeguarded throughout the investigation.

Pursuant to this policy, all employees are to cooperate fully with those performing an investigation. An employee who does not fully cooperate with an authorized investigation may be disciplined, up to and including termination of employment. An employee may be required to answer any questions that are within the scope of the employee's employment, whether such questions are asked in an investigation conducted by the Executive Director Appointee or Human Resources.

The investigation shall be completed expeditiously and in accordance with established procedures. The results of the investigation conducted by the Executive Director Appointee shall be communicated, either orally or in writing, to the Executive Director.

Allegations or matters of conduct deemed outside the scope of this policy, such as supervisory or personnel-related issues, may be referred to the respective area of management or the Human Resources Section for review and appropriate action.


6.23 Actions

Employees, consultants, vendors, contractors, outside agency, or a person doing business with the agency or in any other relationship with the agency to the extent that the CCOC resources are involved or impacted is determined to have participated in fraudulent, unethical, or dishonest acts will be subject to disciplinary action in accordance with personnel policies and rules. Criminal, civil, and/or other administrative actions may also be taken against employees who are found to have participated in unlawful acts. Criminal action falls within the sole purview of local, state, or

federal law enforcement, as well as prosecuting and judicial authorities. In those instances where disciplinary and/or other administrative action is warranted, the Human Resources Section, or other appropriate office, shall be consulted prior to taking such actions.

IN WITNESS WHEREOF, this Agreement has been executed by the parties hereto as of the Effective Date of July 1, 2019.

**Florida Court Clerk of Court
Operations Corporation**


Digitally signed by JD Peacock II
Date: 2019.06.28 13:40:29 -05'00'

Signature

JD Peacock
Chair

Date



Witness

Compliance Improvement Services



Signature

Don Murphy
Principal & Senior Consultant

6/28/2019

Date



Witness

Jeane C. Murphy

***Amendment
of Compliance Improvement Services Contract***

Section 3: Cost for the initial contract between the CCOC and Compliance Improvement Services (CIS) dated July 1, 2019 is amended to increase the original contract by 350 hours from 500 hours to 850 hours to cover the unanticipated additional costs that was incurred by CIS to assist the CCOC with the Compliance Summit and New Clerk Academy. The hourly rate will remain the same at \$62.50/hr. and there are no changes to the original scope of work and all other terms of the original contract remain unchanged.

SECTION 3: COSTS



3.1 Rate of Payment

The Corporation's performance and obligation to pay under this contract is contingent upon an annual appropriation by the State of Florida Legislature. Payment for production labor by the Corporation to the Vendor shall be based on a blended hourly rate of \$62.50 per hour for a maximum ~~500~~ to 850 hours. The Vendor's fee estimate is a "not to exceed" commitment of ~~\$31,250~~ to \$53,125.



Said rates encompass all employee related expenses such as federal taxes, insurances, retirement, and other federal and/or state required costs and Vendor's overhead related expenses. If any additional work is required or requested that exceeds the fee estimate, this work will only be performed if agreed to by both Vendor and Corporation in writing.

IN WITNESS WHEREOF, this amendment has been executed by the parties hereto as of the effective date of March 1, 2020.

Florida Clerks of Court Operations Corporation

Signature:  Digitally signed
by JD Peacock II
Date: 2020.03.11
10:28:50 -05'00'
Chair
Date: _____
Witness: 

Compliance Improvement Services

Signature: 
Owner
Date: 3/11/20
Witness: 

JD Peacock, II
 OKALOOSA COUNTY
 EXECUTIVE COUNCIL CHAIR

Jeffrey R. Smith, CPA, CGMA
 INDIAN RIVER COUNTY
 VICE-CHAIR

Tiffany Moore Russell, Esq.
 ORANGE COUNTY
 SECRETARY/TREASURER



STACY BUTTERFIELD, CPA
 POLK COUNTY

JOHN CRAWFORD
 NASSAU COUNTY

TODD NEWTON
 GILCHRIST COUNTY

LAURA E. ROTH
 VOLUSIA COUNTY

HARVEY RUVIN, ESQ.
 MIAMI-DADE COUNTY

RON FICARROTTA
 13TH JUDICIAL CIRCUIT JUDGE
 SUPREME COURT APPOINTEE

**ANGELINA "ANGEL"
 COLONNESO, ESQ.**
 MANATEE COUNTY
 SENATE APPOINTEE

VACANT
 HOUSE APPOINTEE

JOHN DEW
 EXECUTIVE DIRECTOR

JOE BOYD
 GENERAL COUNSEL

2560-102 BARRINGTON CIRCLE | TALLAHASSEE, FLORIDA 32308 | PHONE 850.386.2223 | FAX 850.386.2224 | WWW.FLCCOC.ORG

Extension of Contract

The initial contract between the CCOC and Compliance Improvement Services (CIS) dated July 1, 2019, for Clerk revenue compliance training & education services expires June 30, 2020 and is given an extension that will expire June 30, 2021. CIS has agreed to a one-year extension as offered by the CCOC Contract Manager, Douglas Isabelle that begins on July 1, 2020.

Professional Services Agreement


- 1) The parties agree to extend this contract for an additional one-year period, which will begin immediately on the expiration of the original time period and will end on June 30, 2021.
- 2) All other terms and conditions of this contract are attached.
- 3) This document, including the attached contract is the entire agreement between the parties.
- 4) The original and one of more copies, including facsimile copies of this Agreement may be executed by one or more of the parties hereto. In such event, all such executive copies shall have the same force and effect as the executed original, and all of such counterparts, taken together shall have the effect of a fully executed original.

IN WITNESS WHEREOF, this Extension of Contract has been executed by the parties hereto as of the effective date of July 1, 2020.

Florida Clerks of Court Operations Corporation

CIS


Signature:  Digitally signed by JD Peacock II
 Date: 2020.07.06 09:06:35 -05'00'

Signature: 
 Don Murphy, Principal & Senior Consultant

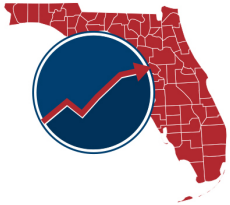
Date: _____

Date: 7/1/2020

Witness:  _____

Witness:  _____

Our Mission: As a governmental organization created by the Legislature, we evaluate Clerks' court-related budgetary needs, and recommend the fair and equitable allocation of resources needed to sustain court operations.



JD Peacock, II OKALOOSA COUNTY EXECUTIVE COUNCIL CHAIR	Jeffrey R. Smith, CPA, CGMA INDIAN RIVER COUNTY VICE-CHAIR	Tiffany Moore Russell, Esq. ORANGE COUNTY SECRETARY/TREASURER
STACY BUTTERFIELD, CPA POLK COUNTY	HARVEY RUVIN, ESQ. MIAMI-DADE COUNTY	KEN BURKE, CPA PINELLAS COUNTY HOUSE APPOINTEE
JOHN CRAWFORD NASSAU COUNTY	RON FICARROTTA 13TH JUDICIAL CIRCUIT JUDGE SUPREME COURT APPOINTEE	JOHN DEW EXECUTIVE DIRECTOR
TODD NEWTON GILCHRIST COUNTY	NIKKI ALVAREZ-SOWLES, ESQ. PASCO COUNTY SENATE APPOINTEE	FIRM OF BOYD AND DURANT GENERAL COUNSEL
LAURA E. ROTH VOLUSIA COUNTY		

2560-102 BARRINGTON CIRCLE | TALLAHASSEE, FLORIDA 32308 | PHONE 850.386.2223 | FAX 850.386.2224 | WWW.FLCCOC.ORG

Extension of Contract

The first one-year extension of the initial contract between the CCOC and Compliance Improvement Services (CIS) expires June 30, 2021. While the initial contract allows for another additional one-year extension, it is agreed that this final contract extension will instead be for a six-month period of July 1, 2021, through December 31st, 2021.

Professional Services Agreement

- 1) The parties agree to extend this contract for an additional six-month, which will begin immediately on the expiration of the original time period and will end on December 31, 2021. The total expenditure amount allowed is \$26,562.50.
- 2) All other terms and conditions of this contract are attached.
- 3) This document, the attached "Forward Course in Compliance Service" provided by the vendor, and the original contract is the entire agreement between the parties.
- 4) The original and one of more copies, including facsimile copies of this Agreement may be executed by one or more of the parties hereto. In such event, all such executive copies shall have the same force and effect as the executed original, and all of such counterparts, taken together shall have the effect of a fully executed original.

IN WITNESS WHEREOF, this Extension of Contract has been executed by the parties hereto as of the effective date of July 1, 2021.

Florida Clerks of Court Operations Corporation CIS

Signature: _____
JD Peacock II-Chair

Signature: _____
Don Murphy, Principal & Senior Consultant

Date: _____

Date: _____

Witness: _____

Witness: _____

Forward Course in Compliance Service

Compliance Improvement Services (CIS) is proud to be a partner with CCOC in building improved service with Clerks. CIS continues to develop and implement solutions with Clerks to meet compliance challenges. The goals for Compliance Service remains the same.

- Improved citizen compliance to court orders (Need)
- Clerk alignment with Compliance Best Practices (Measure)
- Implementation of Services and Tools to achieve best practices (Action)

The landscape has evolved, altered by the recent pandemic which has limited face to face customer interaction. The virtual courthouse has stepped in as a valid service solution and brings forward a new set of opportunities to meet customers by using video for remote compliance intake, mediation discussions, payment service, and reporting.

COVID-19 paused CIS efforts to be in the field with Clerks and compliance teams. It did not stop CIS service. Focus diverted to online education through virtual workshops and webinars. Online content through the Compliance Corner delivered e-Learning programs, blogpost commentary, and online spotlighting of compliance improvement efforts.

It's now time to reenergize compliance teams. Twenty new Clerks were elected to office in November of 2020. New teams, fresh ideas, and teaching in best practices requires a hands-on approach to coach, encourage, and critique the implementations of compliance in action.

Born out of site visits to Counties, the best practices checklist is a tool used to measure program effectiveness. A workgroup was formed in 2020 to review the tool and enhance checklist information to better identify all characteristics of a best practice compliance office.

CIS built the original checklist and used it during Clerk visits. CIS then served on the workgroup to refine the form and create an application for Clerks to use in a recognition program for outstanding work. Going forward, it is important to audit nominated offices to verify the results of sound practices.

Webinars

Fresh ideas has brought creative solutions to Clerks from Clerks. St. Lucie County created an online application for payment plans. This web-based solution gives customers the opportunity to create and request a payment plan without leaving home. CIS worked with St. Lucie County to tweak the application form and created a video to demonstrate the solution.

From this video release the concept for a webinar was built. The webinar provided counties across the state an opportunity to see and possibly replicate an online payment plan service.

Feedback from webinar attendees suggested continuation of webinars for compliance topics. Webinars for the remainder of 2021 are:

- 1- Managing Multiple Cases in Payment Plans- A Panel Discussion
- 2- Upgraded Compliance Service in Sarasota County

The webinar format has provided valuable information to counties and to CCOC on the approaches and challenges encountered by compliance offices. The recommendation is to continue webinar sessions quarterly in the coming year. All webinar video production is performed by CIS.

Messaging

Compliance Service has always been an important story needing to be told and repeated often. That requires providing multiple delivery methods to reach users. Site visits did produce positive learning that improved service. When site visits disappeared show and tell interactions survived through Zoom video conferencing. Workgroup teams discussed best practice and legislative updates. Webinars introduced new developments in Clerk offices and shared stories about keeping up with challenges.

Compliance Corner news and commentary continues to bring the latest on fine compliance in Florida and around the country. These events come to the virtual front door through email campaigns that broadcast messages to Compliance Summit attendees and those requesting service. This list has grown to 139 subscribers.

CIS created and distributed surveys to evaluate the types of compliance service provided by Clerks in Florida. This information has been used in workshop and webinar settings to discuss findings and in one-on-one virtual meetings to talk about compliance improvement opportunities.

Monthly status reporting with CCOC has provided updates on work performed. These operational discussions look at progress delivering compliance education and consulting and set the course for future projects and county virtual meetings.

Charting a Forward Course for Compliance Service

Where should we go from here in Compliance Service? In order to go forward it's important to understand where we've been. In July of 2019 CIS began the consulting service for CCOC. There was great interest in implementing improvements and matching them with best practices. The Compliance Summit held in October of 2019 brought shared program needs together forging a blueprint for better service. Counties welcomed compliance assistance through onsite review that validated strengths and coached opportunities.

The response was promising and demanded a greater level of resources than was first identified. As pointed out by the CCOC Executive Council, "the utilization rate of the CIS services was much higher than anticipated during the original contract". Building better programs was a good challenge meaning counties were planning forward towards better compliance service and the Executive Council agreed. Chair J.D. Peacock stated that one of the highest priorities was compliance and collections. "What we did not know was the number of Clerks that would be interested in using the service". By reaching out through summits, workshops, site reviews, and web published material interest demonstrated that more resources were needed. On February 25, 2020, the Executive Council agreed to adjust the original contract from 500 to 850 hours.

In March of 2020 COVID hit Florida and all state related travel was stopped. Many Clerk's offices were shuttered and provided online only service. CIS immediately began converting face to face service to full virtual service in consulting and education. Virtual visits took place with counties to continue compliance. Consulting provided information on how courts were operating in a pandemic. Web content shared program experiences and a web-based learning program was created to reinforce best practices.

When June arrived, the pandemic had slowed down resource needs, but virtual practices continued to provide consulting and learning. In July 2020, as a result of the slow-down from the pandemic, service hours were reduced to 500 hours. Virtual service continued to grow in the second half of 2020. Virtual visits, workshops, and webinars generated clerk team interest.

Best practices got a second look from a workgroup consisting of CCOC, CIS, and seasoned compliance managers. From this review the original site visit checklist was enhanced to meet current day needs in compliance practices. The checklist was adopted by the Performance Improvement & Efficiency Committee (PIE), and CIS worked with CCOC to create a best practice recognition application to nominate counties demonstrating excellence in compliance service.

As of April of 2021, the state is open for business and compliance offices are returning to a new normal. Face to face interactions are reviving at courthouses. Sentencing outcomes

continue to include fine compliance demands. Customers have become acclimated to virtual options while also returning to walk-in counters. Going forward, the necessary balance is to increase court ordered revenues while providing sufficient help opportunities for citizens. Performance goals offered through compliance best practices challenge Clerks to push for improved outcomes. The right tools and the right training are needed to achieve desired results.

Site visits prove to be more effective when coaching new compliance teams and reconnecting with established programs. Webinars have demonstrated positive learning experiences. Workgroups can provide unique compliance solutions to address topical needs such as those faced by small county programs. Onsite audits evaluate progress made in county programs and validate compliance best practice nominations. Consulting research directed towards compliance needs continue to assist in legislative review. Education continues, through virtual teachings, e-Learning, workshop needs, and one on one assistance.

CIS Service Tasks for 2021/22

To keep compliance and collections as one of the highest priorities, the goal should be to recommit to the approved resources made prior to the outbreak of COVID19. CIS identifies programs and service tasks to achieve those goals. The need and demand are there. We welcome the CIS continued partnership with CCOC and Clerks to make them happen.

Highlighted Task Features

- 6 On-site visits- Includes introductory compliance visits and reestablishing program assistance. Best Practice audits available for compliance recognition candidates.
- 6 Virtual visits continue to create learning and consulting opportunities remotely.
- Webinars provide focused review on best practice field improvements and challenges.
- Conference attendance brings educational compliance service to group event.
- Educational Services continue in e-Learning, blogpost, and news reporting in the latest developments in the courts in Florida and across the country.
- Consulting provides research information on project needs, legislative considerations, and field initiatives in compliance service.

CIS Service Hours Bid- 6 months- July 1- December 31, 2021

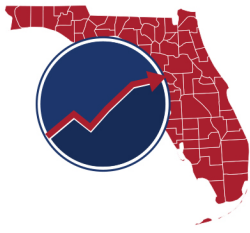
Type- (FY21/22)	*Hours	**Amount	Total Hours	Cost per hr.	Task Cost Total
Site Visit	20	6 visits	120	\$62.50	\$7,500.00
Virtual Visit	20	6 visits	120	\$62.50	\$7,500.00
Webinar	16	2 webinars	32	\$62.50	\$2,000.00
Conference	33	1	33	\$62.50	\$2,062.50
Educational services	60	1	60	\$62.50	\$3,750.00
Consulting	60	1	60	\$62.50	\$3,750.00
TOTAL			425		\$26,562.50

CIS Service Hours Contracted Hours - July 1, 2020- June 30, 2021

Type- (FY20/21)	*Hours	**Amount	Total Hours	Cost per hr.	Task Cost Total
site visit	0	0		\$62.50	0
virtual visit	11	20 visits	220	\$62.50	\$13,750.00
workshop	0	0	0	\$62.50	0
webinar	0	4 webinars	64	\$62.50	4,000.00
conference		0	0	\$62.50	0
Educational services	146	1	146	\$62.50	\$9,125.00
consulting	70	1	70	\$62.50	\$4,375.00
TOTAL			500		\$31,250.00

*Hours required to complete a task type

**Amount of task type in service agreement



CCOC

FLORIDA CLERKS OF COURT
OPERATIONS CORPORATION

JD Peacock, II
OKALOOSA COUNTY
EXECUTIVE COUNCIL CHAIR

Jeffrey R. Smith, CPA, CGMA
INDIAN RIVER COUNTY
VICE-CHAIR

Tiffany Moore Russell, Esq.
ORANGE COUNTY
SECRETARY/TREASURER

STACY BUTTERFIELD, CPA
POLK COUNTY

HARVEY RUVIN, ESQ.
MIAMI-DADE COUNTY

VACANT
HOUSE APPOINTEE

JOHN CRAWFORD
NASSAU COUNTY

RON FICAROTTA
13TH JUDICIAL CIRCUIT JUDGE
SUPREME COURT APPOINTEE

JOHN DEW
EXECUTIVE DIRECTOR

TODD NEWTON
GILCHRIST COUNTY

ANGELINA "ANGEL"
COLONNESO, ESQ.
MANATEE COUNTY
SENATE APPOINTEE

JOE BOYD
GENERAL COUNSEL

LAURA E. ROTH
VOLUSIA COUNTY

2560-102 BARRINGTON CIRCLE | TALLAHASSEE, FLORIDA 32308 | PHONE 850.386.2223 | FAX 850.386.2224 | WWW.FLCCOC.ORG

AGENDA ITEM 5(a)

DATE: June 28, 2021
SUBJECT: Budget Committee Overview & Approval of Pandemic Recovery Plan
COUNCIL ACTION: Approve Pandemic Recovery Plan

OVERVIEW:

In 2021, the Budget Committee held a meeting each month since the last Council meeting except for February and has considered and approved a multitude of issues affecting the Clerks, including:

- Weighted Cases – the Case Counting Workgroup continues to review and validate data received to properly weight and count cases from CFY 2019-20.
- Additional funding and other changes from Legislative Session:
 - Jury – the Legislature reverted and appropriated for the same purpose \$2.4 million for SFY 2021-22 for juror management expenses. In addition, legislation moved the jury budgeting process to a reimbursement model.
 - Pandemic Recovery Plan – the Legislature appropriated \$6.25 million nonrecurring General Revenue for the Clerks’ Pandemic Recovery Plan effective July 1; the Budget Committee adopted a method to distribute this quarterly funding by county to mirror OSCA’s distribution methodology using the PIE Committee’s case weights.
 - Reserve – the Legislature set up a reserve fund for the Clerks to use during emergencies and funding shortages. The Reserve Policy Workgroup, led by Clerk Jeff Smith, will present a draft policy outlining the creation and implementation of the reserve fund at an upcoming Budget Committee meeting.
 - New Judges – The Legislature approved fifteen new judges (Five Circuit Judges and ten County Judges).

At the May meeting, the Budget Committee reviewed and approved the forms used to build the Clerks’ CFY 2021-22 budget:

- The Base Budget template – starts with the Base Budget amount of \$448.4 million (the approved CFY 2020-21 Expenditure Budget) and then adds approved increases to the Base Budget, including:
 - Projected FRS Contribution Rates for each county.
 - A 6.6% Health Insurance increase for each county to match the State’s Health Insurance adjustment.
 - New full-time judges created by the Legislature over the past two fiscal years.

These adjustments to the Base Budget create the starting point for clerks to evaluate their needs for the upcoming fiscal year. Clerks submitted Budget Requests in June, which either accepted the Base Budget Calculation or requested other issues using the Budget Issue Form.

- The Budget Issue Form – this form details the clerks’ requests above Base Budget, if any, by issue. The Budget Committee requested information on four statewide issues:
 - FRS Contribution Rates:
 - Clerks could provide an adjustment to the calculated amount in the Base Budget or confirm the calculated amount.
 - Health Insurance:
 - Clerks could provide an adjustment to the calculated amount in the Base Budget or confirm the calculated amount.
 - Newly created judgeships:
 - Clerks could provide an adjustment to the calculated amount in the Base Budget or confirm the calculated amount.
 - Any identified constitutional increases to minimum wage (for informational purposes).
- The Budget Committee did not limit the scope of issues clerks could request. Other issues included:
 - New Legislative Mandates
 - Pay and Benefit Adjustments
 - Compliance

ITEMS FOR APPROVAL:

At the June meeting, the Budget Committee approved a recommended distribution of the \$6.25 million nonrecurring General Revenue Pandemic Recovery Plan. The distribution methodology included:

- A calculated statewide weighted workload measure removing non-SRS cases by court division.
- Multiplying the court division case weights by the projected Pandemic Generated Workload, as calculated by the Office of the State Courts Administrator (OSCA).
- A calculation of each counties’ percentage of the total Pandemic Generated Workload.
- Multiplying the percentage by the available revenue.

The distribution methodology provided an allocation for each county. The Justice Administrative Commission will distribute the allocation on a quarterly basis beginning in July. CCOC will send out a memo for the purpose of providing spending authority for these funds specifically as they will not be a part of the current or next year’s approved budget. CCOC will develop a tracking form similar to the foreclosure funds tracking form to ensure accountability for the expenditure of these funds.

COUNCIL ACTION: Approve the Pandemic Recovery Plan

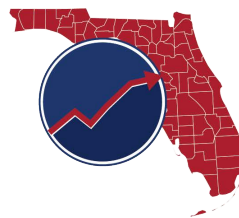
LEAD STAFF: Griffin Kolchakian, Budget and Communications Director
Jason L. Welty, Deputy Executive Director

ATTACHMENTS:

1. Pandemic Recovery Plan Calculation Methodology
2. Revenue Report May 2021

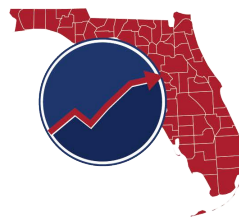
Agenda Item 5a - Attachment 1

County	PG	Division	SRS Case Types	Statewide Pending Cases Above "Normal"	County Share of Statewide Pending Cases Above "Normal"	Statewide WW Avg by Division W/O Non-SRS Cases	Statewide WWM W/O Non-SRS Cases	Percentage of Total WWM W/O Non-SRS Cases	Distribution with Weighting W/O Non-SRS Cases
Calhoun	1	Circuit Civil	Auto and Other Negligence	27,109	7				
Calhoun	1	Circuit Civil	Condominium	407	-				
Calhoun	1	Circuit Civil	Contract and Indebtedness	60,790	56				
Calhoun	1	Circuit Civil	Eminent Domain	188	-				
Calhoun	1	Circuit Civil	Foreclosure/Real Property	54,336	43				
Calhoun	1	Circuit Civil	Liability	1,667	-				
Calhoun	1	Circuit Civil	Other Civil/Business Disputes	10,589	8				
Calhoun	1	Circuit Civil	Other Civil/General	7,867	10				
Calhoun	1	Circuit Civil	Subtotal	162,953	124	6.34	786.16	0.014%	\$ 889.38
Calhoun	1	Circuit Criminal	Felony	26,522	42				
Calhoun	1	Circuit Criminal	Subtotal	26,522	42	7.99	335.58	0.006%	\$ 379.38
Calhoun	1	County Civil	Civil	108,935	48				
Calhoun	1	County Civil	Evictions	17,823	-				
Calhoun	1	County Civil	Non-Monetary Civil	2,174	7				
Calhoun	1	County Civil	Replevins	630	1				
Calhoun	1	County Civil	Small Claims	248,023	60				
Calhoun	1	County Civil	Subtotal	377,585	116	5.83	676.28	0.012%	\$ 765.00
Calhoun	1	County Criminal	County Ordinance	7,388	-				
Calhoun	1	County Criminal	Criminal Traffic	74,437	27				
Calhoun	1	County Criminal	Misdemeanor	36,317	36				
Calhoun	1	County Criminal	Municipal Ordinance	3,224	-				
Calhoun	1	County Criminal	Subtotal	121,366	63	6.14	386.82	0.007%	\$ 437.50
Calhoun	1	Domestic Relations/Family	Child Support/UIFSA	28,068	47				
Calhoun	1	Domestic Relations/Family	Delinquency	(332)	-				
Calhoun	1	Domestic Relations/Family	Dependency	1,280	4				
Calhoun	1	Domestic Relations/Family	Dissolutions	22,262	24				
Calhoun	1	Domestic Relations/Family	Domestic Violence	3,798	7				
Calhoun	1	Domestic Relations/Family	Other	19,648	21				
Calhoun	1	Domestic Relations/Family	Subtotal	74,724	103	7.09	730.27	0.013%	\$ 826.25
Calhoun	1	Probate/Guardianship	Baker/Substance Abuse	5,079	8				
Calhoun	1	Probate/Guardianship	Guardianship	2,252	7				
Calhoun	1	Probate/Guardianship	Other Social	2,374	-				
Calhoun	1	Probate/Guardianship	Probate	31,298	22				
Calhoun	1	Probate/Guardianship	Trust	628	-				
Calhoun	1	Probate/Guardianship	Subtotal	41,631	37	6.58	243.46	0.004%	\$ 275.63
Calhoun	1	Traffic	Civil Traffic Infraction	353,365	74	1.50	111.00	0.002%	\$ 125.63
Calhoun	1	Total	Total	1,158,146	559		3,269.57	0.059%	\$3,698.75



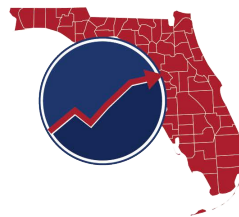
Agenda Item 5a - Attachment 1

County	PG	Division	SRS Case Types	Statewide Pending Cases Above "Normal"	County Share of Statewide Pending Cases Above "Normal"	Statewide WW Avg by Division W/O Non-SRS Cases	Statewide WWM W/O Non-SRS Cases	Percentage of Total WWM W/O Non-SRS Cases	Distribution with Weighting W/O Non-SRS Cases
Lafayette	1	Circuit Civil	Auto and Other Negligence	27,109	2				
Lafayette	1	Circuit Civil	Condominium	407	-				
Lafayette	1	Circuit Civil	Contract and Indebtedness	60,790	5				
Lafayette	1	Circuit Civil	Eminent Domain	188	-				
Lafayette	1	Circuit Civil	Foreclosure/Real Property	54,336	20				
Lafayette	1	Circuit Civil	Liability	1,667	-				
Lafayette	1	Circuit Civil	Other Civil/Business Disputes	10,589	-				
Lafayette	1	Circuit Civil	Other Civil/General	7,867	4				
Lafayette	1	Circuit Civil	Subtotal	162,953	31	6.34	196.54	0.004%	\$ 222.50
Lafayette	1	Circuit Criminal	Felony	26,522	21				
Lafayette	1	Circuit Criminal	Subtotal	26,522	21	7.99	167.79	0.003%	\$ 190.00
Lafayette	1	County Civil	Civil	108,935	152				
Lafayette	1	County Civil	Evictions	17,823	-				
Lafayette	1	County Civil	Non-Monetary Civil	2,174	2				
Lafayette	1	County Civil	Replevins	630	1				
Lafayette	1	County Civil	Small Claims	248,023	47				
Lafayette	1	County Civil	Subtotal	377,585	202	5.83	1,177.66	0.021%	\$ 1,331.88
Lafayette	1	County Criminal	County Ordinance	7,388	-				
Lafayette	1	County Criminal	Criminal Traffic	74,437	20				
Lafayette	1	County Criminal	Misdemeanor	36,317	17				
Lafayette	1	County Criminal	Municipal Ordinance	3,224	-				
Lafayette	1	County Criminal	Subtotal	121,366	37	6.14	227.18	0.004%	\$ 256.88
Lafayette	1	Domestic Relations/Family	Child Support/UIFSA	28,068	8				
Lafayette	1	Domestic Relations/Family	Delinquency	(332)	-				
Lafayette	1	Domestic Relations/Family	Dependency	1,280	2				
Lafayette	1	Domestic Relations/Family	Dissolutions	22,262	16				
Lafayette	1	Domestic Relations/Family	Domestic Violence	3,798	4				
Lafayette	1	Domestic Relations/Family	Other	19,648	11				
Lafayette	1	Domestic Relations/Family	Subtotal	74,724	41	7.09	290.69	0.005%	\$ 328.75
Lafayette	1	Probate/Guardianship	Baker/Substance Abuse	5,079	21				
Lafayette	1	Probate/Guardianship	Guardianship	2,252	4				
Lafayette	1	Probate/Guardianship	Other Social	2,374	-				
Lafayette	1	Probate/Guardianship	Probate	31,298	35				
Lafayette	1	Probate/Guardianship	Trust	628	2				
Lafayette	1	Probate/Guardianship	Subtotal	41,631	62	6.58	407.96	0.007%	\$ 461.25
Lafayette	1	Traffic	Civil Traffic Infraction	353,365	22	1.50	33.00	0.001%	\$ 37.50
Lafayette	1	Total	Total	1,158,146	416		2,500.82	0.045%	\$2,828.75



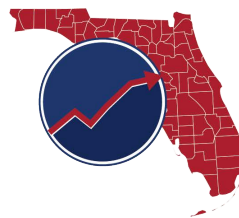
Agenda Item 5a - Attachment 1

County	PG	Division	SRS Case Types	Statewide Pending Cases Above "Normal"	County Share of Statewide Pending Cases Above "Normal"	Statewide WW Avg by Division W/O Non-SRS Cases	Statewide WWM W/O Non-SRS Cases	Percentage of Total WWM W/O Non-SRS Cases	Distribution with Weighting W/O Non-SRS Cases
Liberty	1	Circuit Civil	Auto and Other Negligence	27,109	2				
Liberty	1	Circuit Civil	Condominium	407	-				
Liberty	1	Circuit Civil	Contract and Indebtedness	60,790	13				
Liberty	1	Circuit Civil	Eminent Domain	188	-				
Liberty	1	Circuit Civil	Foreclosure/Real Property	54,336	20				
Liberty	1	Circuit Civil	Liability	1,667	-				
Liberty	1	Circuit Civil	Other Civil/Business Disputes	10,589	1				
Liberty	1	Circuit Civil	Other Civil/General	7,867	5				
Liberty	1	Circuit Civil	Subtotal	162,953	41	6.34	259.94	0.005%	\$ 293.75
Liberty	1	Circuit Criminal	Felony	26,522	22				
Liberty	1	Circuit Criminal	Subtotal	26,522	22	7.99	175.78	0.003%	\$ 198.75
Liberty	1	County Civil	Civil	108,935	56				
Liberty	1	County Civil	Evictions	17,823	-				
Liberty	1	County Civil	Non-Monetary Civil	2,174	-				
Liberty	1	County Civil	Replevins	630	1				
Liberty	1	County Civil	Small Claims	248,023	73				
Liberty	1	County Civil	Subtotal	377,585	130	5.83	757.90	0.014%	\$ 857.50
Liberty	1	County Criminal	County Ordinance	7,388	7				
Liberty	1	County Criminal	Criminal Traffic	74,437	48				
Liberty	1	County Criminal	Misdemeanor	36,317	38				
Liberty	1	County Criminal	Municipal Ordinance	3,224	-				
Liberty	1	County Criminal	Subtotal	121,366	93	6.14	571.02	0.010%	\$ 645.63
Liberty	1	Domestic Relations/Family	Child Support/UIFSA	28,068	6				
Liberty	1	Domestic Relations/Family	Delinquency	(332)	-				
Liberty	1	Domestic Relations/Family	Dependency	1,280	3				
Liberty	1	Domestic Relations/Family	Dissolutions	22,262	13				
Liberty	1	Domestic Relations/Family	Domestic Violence	3,798	1				
Liberty	1	Domestic Relations/Family	Other	19,648	4				
Liberty	1	Domestic Relations/Family	Subtotal	74,724	27	7.09	191.43	0.003%	\$ 216.25
Liberty	1	Probate/Guardianship	Baker/Substance Abuse	5,079	1				
Liberty	1	Probate/Guardianship	Guardianship	2,252	2				
Liberty	1	Probate/Guardianship	Other Social	2,374	-				
Liberty	1	Probate/Guardianship	Probate	31,298	15				
Liberty	1	Probate/Guardianship	Trust	628	-				
Liberty	1	Probate/Guardianship	Subtotal	41,631	18	6.58	118.44	0.002%	\$ 133.75
Liberty	1	Traffic	Civil Traffic Infraction	353,365	106	1.50	159.00	0.003%	\$ 180.00
Liberty	1	Total	Total	1,158,146	437		2,233.51	0.040%	\$2,525.63



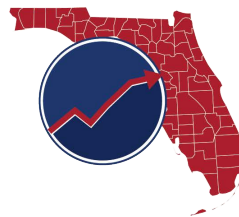
Agenda Item 5a - Attachment 1

County	PG	Division	SRS Case Types	Statewide Pending Cases Above "Normal"	County Share of Statewide Pending Cases Above "Normal"	Statewide WW Avg by Division W/O Non-SRS Cases	Statewide WWM W/O Non-SRS Cases	Percentage of Total WWM W/O Non-SRS Cases	Distribution with Weighting W/O Non-SRS Cases
Union	1	Circuit Civil	Auto and Other Negligence	27,109	6				
Union	1	Circuit Civil	Condominium	407	-				
Union	1	Circuit Civil	Contract and Indebtedness	60,790	6				
Union	1	Circuit Civil	Eminent Domain	188	-				
Union	1	Circuit Civil	Foreclosure/Real Property	54,336	45				
Union	1	Circuit Civil	Liability	1,667	1				
Union	1	Circuit Civil	Other Civil/Business Disputes	10,589	-				
Union	1	Circuit Civil	Other Civil/General	7,867	9				
Union	1	Circuit Civil	Subtotal	162,953	67	6.34	424.78	0.008%	\$ 480.63
Union	1	Circuit Criminal	Felony	26,522	20				
Union	1	Circuit Criminal	Subtotal	26,522	20	7.99	159.80	0.003%	\$ 180.63
Union	1	County Civil	Civil	108,935	34				
Union	1	County Civil	Evictions	17,823	-				
Union	1	County Civil	Non-Monetary Civil	2,174	4				
Union	1	County Civil	Replevins	630	-				
Union	1	County Civil	Small Claims	248,023	50				
Union	1	County Civil	Subtotal	377,585	88	5.83	513.04	0.009%	\$ 580.63
Union	1	County Criminal	County Ordinance	7,388	-				
Union	1	County Criminal	Criminal Traffic	74,437	17				
Union	1	County Criminal	Misdemeanor	36,317	14				
Union	1	County Criminal	Municipal Ordinance	3,224	-				
Union	1	County Criminal	Subtotal	121,366	31	6.14	190.34	0.003%	\$ 215.00
Union	1	Domestic Relations/Family	Child Support/UIFSA	28,068	25				
Union	1	Domestic Relations/Family	Delinquency	(332)	-				
Union	1	Domestic Relations/Family	Dependency	1,280	-				
Union	1	Domestic Relations/Family	Dissolutions	22,262	14				
Union	1	Domestic Relations/Family	Domestic Violence	3,798	2				
Union	1	Domestic Relations/Family	Other	19,648	12				
Union	1	Domestic Relations/Family	Subtotal	74,724	53	7.09	375.77	0.007%	\$ 425.00
Union	1	Probate/Guardianship	Baker/Substance Abuse	5,079	-				
Union	1	Probate/Guardianship	Guardianship	2,252	2				
Union	1	Probate/Guardianship	Other Social	2,374	-				
Union	1	Probate/Guardianship	Probate	31,298	9				
Union	1	Probate/Guardianship	Trust	628	-				
Union	1	Probate/Guardianship	Subtotal	41,631	11	6.58	72.38	0.001%	\$ 81.88
Union	1	Traffic	Civil Traffic Infraction	353,365	46	1.50	69.00	0.001%	\$ 78.13
Union	1	Total	Total	1,158,146	316		1,805.11	0.033%	\$2,041.88



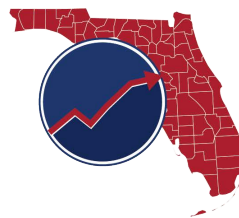
Agenda Item 5a - Attachment 1

County	PG	Division	SRS Case Types	Statewide Pending Cases Above "Normal"	County Share of Statewide Pending Cases Above "Normal"	Statewide WW Avg by Division W/O Non-SRS Cases	Statewide WWM W/O Non-SRS Cases	Percentage of Total WWM W/O Non-SRS Cases	Distribution with Weighting W/O Non-SRS Cases
Baker	2	Circuit Civil	Auto and Other Negligence	27,109	16				
Baker	2	Circuit Civil	Condominium	407	-				
Baker	2	Circuit Civil	Contract and Indebtedness	60,790	15				
Baker	2	Circuit Civil	Eminent Domain	188	-				
Baker	2	Circuit Civil	Foreclosure/Real Property	54,336	75				
Baker	2	Circuit Civil	Liability	1,667	3				
Baker	2	Circuit Civil	Other Civil/Business Disputes	10,589	5				
Baker	2	Circuit Civil	Other Civil/General	7,867	18				
Baker	2	Circuit Civil	Subtotal	162,953	132	6.34	836.88	0.015%	\$ 946.88
Baker	2	Circuit Criminal	Felony	26,522	85				
Baker	2	Circuit Criminal	Subtotal	26,522	85	7.99	679.15	0.012%	\$ 768.13
Baker	2	County Civil	Civil	108,935	74				
Baker	2	County Civil	Evictions	17,823	37				
Baker	2	County Civil	Non-Monetary Civil	2,174	5				
Baker	2	County Civil	Replevins	630	2				
Baker	2	County Civil	Small Claims	248,023	117				
Baker	2	County Civil	Subtotal	377,585	235	5.83	1,370.05	0.025%	\$ 1,550.00
Baker	2	County Criminal	County Ordinance	7,388	-				
Baker	2	County Criminal	Criminal Traffic	74,437	115				
Baker	2	County Criminal	Misdemeanor	36,317	116				
Baker	2	County Criminal	Municipal Ordinance	3,224	-				
Baker	2	County Criminal	Subtotal	121,366	231	6.14	1,418.34	0.026%	\$ 1,604.38
Baker	2	Domestic Relations/Family	Child Support/UIFSA	28,068	28				
Baker	2	Domestic Relations/Family	Delinquency	(332)	(1)				
Baker	2	Domestic Relations/Family	Dependency	1,280	22				
Baker	2	Domestic Relations/Family	Dissolutions	22,262	34				
Baker	2	Domestic Relations/Family	Domestic Violence	3,798	2				
Baker	2	Domestic Relations/Family	Other	19,648	42				
Baker	2	Domestic Relations/Family	Subtotal	74,724	127	7.09	900.43	0.016%	\$ 1,018.75
Baker	2	Probate/Guardianship	Baker/Substance Abuse	5,079	29				
Baker	2	Probate/Guardianship	Guardianship	2,252	15				
Baker	2	Probate/Guardianship	Other Social	2,374	75				
Baker	2	Probate/Guardianship	Probate	31,298	43				
Baker	2	Probate/Guardianship	Trust	628	1				
Baker	2	Probate/Guardianship	Subtotal	41,631	163	6.58	1,072.54	0.019%	\$ 1,213.13
Baker	2	Traffic	Civil Traffic Infraction	353,365	351	1.50	526.50	0.010%	\$ 595.63
Baker	2	Total	Total	1,158,146	1,324		6,803.89	0.123%	\$7,696.88



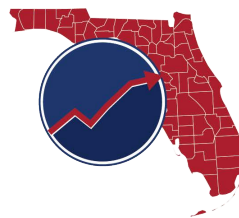
Agenda Item 5a - Attachment 1

County	PG	Division	SRS Case Types	Statewide Pending Cases Above "Normal"	County Share of Statewide Pending Cases Above "Normal"	Statewide WW Avg by Division W/O Non-SRS Cases	Statewide WWM W/O Non-SRS Cases	Percentage of Total WWM W/O Non-SRS Cases	Distribution with Weighting W/O Non-SRS Cases
Dixie	2	Circuit Civil	Auto and Other Negligence	27,109	5				
Dixie	2	Circuit Civil	Condominium	407	-				
Dixie	2	Circuit Civil	Contract and Indebtedness	60,790	9				
Dixie	2	Circuit Civil	Eminent Domain	188	-				
Dixie	2	Circuit Civil	Foreclosure/Real Property	54,336	45				
Dixie	2	Circuit Civil	Liability	1,667	-				
Dixie	2	Circuit Civil	Other Civil/Business Disputes	10,589	1				
Dixie	2	Circuit Civil	Other Civil/General	7,867	16				
Dixie	2	Circuit Civil	Subtotal	162,953	76	6.34	481.84	0.009%	\$ 545.00
Dixie	2	Circuit Criminal	Felony	26,522	50				
Dixie	2	Circuit Criminal	Subtotal	26,522	50	7.99	399.50	0.007%	\$ 451.88
Dixie	2	County Civil	Civil	108,935	23				
Dixie	2	County Civil	Evictions	17,823	222				
Dixie	2	County Civil	Non-Monetary Civil	2,174	14				
Dixie	2	County Civil	Replevins	630	1				
Dixie	2	County Civil	Small Claims	248,023	82				
Dixie	2	County Civil	Subtotal	377,585	342	5.83	1,993.86	0.036%	\$ 2,255.63
Dixie	2	County Criminal	County Ordinance	7,388	-				
Dixie	2	County Criminal	Criminal Traffic	74,437	49				
Dixie	2	County Criminal	Misdemeanor	36,317	53				
Dixie	2	County Criminal	Municipal Ordinance	3,224	-				
Dixie	2	County Criminal	Subtotal	121,366	102	6.14	626.28	0.011%	\$ 708.13
Dixie	2	Domestic Relations/Family	Child Support/UIFSA	28,068	164				
Dixie	2	Domestic Relations/Family	Delinquency	(332)	-				
Dixie	2	Domestic Relations/Family	Dependency	1,280	9				
Dixie	2	Domestic Relations/Family	Dissolutions	22,262	28				
Dixie	2	Domestic Relations/Family	Domestic Violence	3,798	27				
Dixie	2	Domestic Relations/Family	Other	19,648	34				
Dixie	2	Domestic Relations/Family	Subtotal	74,724	262	7.09	1,857.58	0.034%	\$ 2,101.25
Dixie	2	Probate/Guardianship	Baker/Substance Abuse	5,079	24				
Dixie	2	Probate/Guardianship	Guardianship	2,252	5				
Dixie	2	Probate/Guardianship	Other Social	2,374	-				
Dixie	2	Probate/Guardianship	Probate	31,298	40				
Dixie	2	Probate/Guardianship	Trust	628	-				
Dixie	2	Probate/Guardianship	Subtotal	41,631	69	6.58	454.02	0.008%	\$ 513.75
Dixie	2	Traffic	Civil Traffic Infraction	353,365	246	1.50	369.00	0.007%	\$ 417.50
Dixie	2	Total	Total	1,158,146	1,147		6,182.08	0.112%	\$6,993.13



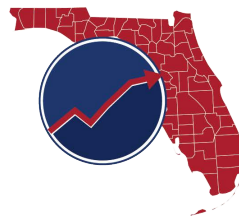
Agenda Item 5a - Attachment 1

County	PG	Division	SRS Case Types	Statewide Pending Cases Above "Normal"	County Share of Statewide Pending Cases Above "Normal"	Statewide WW Avg by Division W/O Non-SRS Cases	Statewide WWM W/O Non-SRS Cases	Percentage of Total WWM W/O Non-SRS Cases	Distribution with Weighting W/O Non-SRS Cases
Franklin	2	Circuit Civil	Auto and Other Negligence	27,109	10				
Franklin	2	Circuit Civil	Condominium	407	-				
Franklin	2	Circuit Civil	Contract and Indebtedness	60,790	31				
Franklin	2	Circuit Civil	Eminent Domain	188	-				
Franklin	2	Circuit Civil	Foreclosure/Real Property	54,336	63				
Franklin	2	Circuit Civil	Liability	1,667	1				
Franklin	2	Circuit Civil	Other Civil/Business Disputes	10,589	6				
Franklin	2	Circuit Civil	Other Civil/General	7,867	22				
Franklin	2	Circuit Civil	Subtotal	162,953	133	6.34	843.22	0.015%	\$ 953.75
Franklin	2	Circuit Criminal	Felony	26,522	42				
Franklin	2	Circuit Criminal	Subtotal	26,522	42	7.99	335.58	0.006%	\$ 379.38
Franklin	2	County Civil	Civil	108,935	15				
Franklin	2	County Civil	Evictions	17,823	2				
Franklin	2	County Civil	Non-Monetary Civil	2,174	7				
Franklin	2	County Civil	Replevins	630	-				
Franklin	2	County Civil	Small Claims	248,023	24				
Franklin	2	County Civil	Subtotal	377,585	48	5.83	279.84	0.005%	\$ 316.25
Franklin	2	County Criminal	County Ordinance	7,388	9				
Franklin	2	County Criminal	Criminal Traffic	74,437	44				
Franklin	2	County Criminal	Misdemeanor	36,317	54				
Franklin	2	County Criminal	Municipal Ordinance	3,224	-				
Franklin	2	County Criminal	Subtotal	121,366	107	6.14	656.98	0.012%	\$ 743.13
Franklin	2	Domestic Relations/Family	Child Support/UIFSA	28,068	55				
Franklin	2	Domestic Relations/Family	Delinquency	(332)	(1)				
Franklin	2	Domestic Relations/Family	Dependency	1,280	8				
Franklin	2	Domestic Relations/Family	Dissolutions	22,262	31				
Franklin	2	Domestic Relations/Family	Domestic Violence	3,798	11				
Franklin	2	Domestic Relations/Family	Other	19,648	21				
Franklin	2	Domestic Relations/Family	Subtotal	74,724	125	7.09	886.25	0.016%	\$ 1,002.50
Franklin	2	Probate/Guardianship	Baker/Substance Abuse	5,079	3				
Franklin	2	Probate/Guardianship	Guardianship	2,252	3				
Franklin	2	Probate/Guardianship	Other Social	2,374	-				
Franklin	2	Probate/Guardianship	Probate	31,298	43				
Franklin	2	Probate/Guardianship	Trust	628	-				
Franklin	2	Probate/Guardianship	Subtotal	41,631	49	6.58	322.42	0.006%	\$ 365.00
Franklin	2	Traffic	Civil Traffic Infraction	353,365	89	1.50	133.50	0.002%	\$ 151.25
Franklin	2	Total	Total	1,158,146	593		3,457.79	0.063%	\$3,911.25



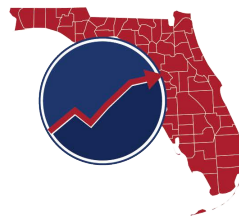
Agenda Item 5a - Attachment 1

County	PG	Division	SRS Case Types	Statewide Pending Cases Above "Normal"	County Share of Statewide Pending Cases Above "Normal"	Statewide WW Avg by Division W/O Non-SRS Cases	Statewide WWM W/O Non-SRS Cases	Percentage of Total WWM W/O Non-SRS Cases	Distribution with Weighting W/O Non-SRS Cases
Gilchrist	2	Circuit Civil	Auto and Other Negligence	27,109	5				
Gilchrist	2	Circuit Civil	Condominium	407	-				
Gilchrist	2	Circuit Civil	Contract and Indebtedness	60,790	14				
Gilchrist	2	Circuit Civil	Eminent Domain	188	-				
Gilchrist	2	Circuit Civil	Foreclosure/Real Property	54,336	41				
Gilchrist	2	Circuit Civil	Liability	1,667	1				
Gilchrist	2	Circuit Civil	Other Civil/Business Disputes	10,589	2				
Gilchrist	2	Circuit Civil	Other Civil/General	7,867	12				
Gilchrist	2	Circuit Civil	Subtotal	162,953	75	6.34	475.50	0.009%	\$ 538.13
Gilchrist	2	Circuit Criminal	Felony	26,522	21				
Gilchrist	2	Circuit Criminal	Subtotal	26,522	21	7.99	167.79	0.003%	\$ 190.00
Gilchrist	2	County Civil	Civil	108,935	64				
Gilchrist	2	County Civil	Evictions	17,823	-				
Gilchrist	2	County Civil	Non-Monetary Civil	2,174	4				
Gilchrist	2	County Civil	Replevins	630	-				
Gilchrist	2	County Civil	Small Claims	248,023	62				
Gilchrist	2	County Civil	Subtotal	377,585	130	5.83	757.90	0.014%	\$ 857.50
Gilchrist	2	County Criminal	County Ordinance	7,388	-				
Gilchrist	2	County Criminal	Criminal Traffic	74,437	48				
Gilchrist	2	County Criminal	Misdemeanor	36,317	33				
Gilchrist	2	County Criminal	Municipal Ordinance	3,224	-				
Gilchrist	2	County Criminal	Subtotal	121,366	81	6.14	497.34	0.009%	\$ 562.50
Gilchrist	2	Domestic Relations/Family	Child Support/UIFSA	28,068	36				
Gilchrist	2	Domestic Relations/Family	Delinquency	(332)	-				
Gilchrist	2	Domestic Relations/Family	Dependency	1,280	8				
Gilchrist	2	Domestic Relations/Family	Dissolutions	22,262	24				
Gilchrist	2	Domestic Relations/Family	Domestic Violence	3,798	11				
Gilchrist	2	Domestic Relations/Family	Other	19,648	27				
Gilchrist	2	Domestic Relations/Family	Subtotal	74,724	106	7.09	751.54	0.014%	\$ 850.00
Gilchrist	2	Probate/Guardianship	Baker/Substance Abuse	5,079	13				
Gilchrist	2	Probate/Guardianship	Guardianship	2,252	8				
Gilchrist	2	Probate/Guardianship	Other Social	2,374	1				
Gilchrist	2	Probate/Guardianship	Probate	31,298	74				
Gilchrist	2	Probate/Guardianship	Trust	628	1				
Gilchrist	2	Probate/Guardianship	Subtotal	41,631	97	6.58	638.26	0.012%	\$ 721.88
Gilchrist	2	Traffic	Civil Traffic Infraction	353,365	122	1.50	183.00	0.003%	\$ 206.88
Gilchrist	2	Total	Total	1,158,146	632		3,471.33	0.063%	\$3,926.88



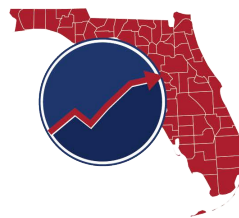
Agenda Item 5a - Attachment 1

County	PG	Division	SRS Case Types	Statewide Pending Cases Above "Normal"	County Share of Statewide Pending Cases Above "Normal"	Statewide WW Avg by Division W/O Non-SRS Cases	Statewide WWM W/O Non-SRS Cases	Percentage of Total WWM W/O Non-SRS Cases	Distribution with Weighting W/O Non-SRS Cases
Glades	2	Circuit Civil	Auto and Other Negligence	27,109	5				
Glades	2	Circuit Civil	Condominium	407	-				
Glades	2	Circuit Civil	Contract and Indebtedness	60,790	4				
Glades	2	Circuit Civil	Eminent Domain	188	-				
Glades	2	Circuit Civil	Foreclosure/Real Property	54,336	24				
Glades	2	Circuit Civil	Liability	1,667	-				
Glades	2	Circuit Civil	Other Civil/Business Disputes	10,589	-				
Glades	2	Circuit Civil	Other Civil/General	7,867	10				
Glades	2	Circuit Civil	Subtotal	162,953	43	6.34	272.62	0.005%	\$ 308.13
Glades	2	Circuit Criminal	Felony	26,522	18				
Glades	2	Circuit Criminal	Subtotal	26,522	18	7.99	143.82	0.003%	\$ 162.50
Glades	2	County Civil	Civil	108,935	37				
Glades	2	County Civil	Evictions	17,823	7				
Glades	2	County Civil	Non-Monetary Civil	2,174	2				
Glades	2	County Civil	Replevins	630	-				
Glades	2	County Civil	Small Claims	248,023	27				
Glades	2	County Civil	Subtotal	377,585	73	5.83	425.59	0.008%	\$ 481.25
Glades	2	County Criminal	County Ordinance	7,388	-				
Glades	2	County Criminal	Criminal Traffic	74,437	40				
Glades	2	County Criminal	Misdemeanor	36,317	10				
Glades	2	County Criminal	Municipal Ordinance	3,224	17				
Glades	2	County Criminal	Subtotal	121,366	67	6.14	411.38	0.007%	\$ 465.63
Glades	2	Domestic Relations/Family	Child Support/UIFSA	28,068	37				
Glades	2	Domestic Relations/Family	Delinquency	(332)	(1)				
Glades	2	Domestic Relations/Family	Dependency	1,280	2				
Glades	2	Domestic Relations/Family	Dissolutions	22,262	14				
Glades	2	Domestic Relations/Family	Domestic Violence	3,798	3				
Glades	2	Domestic Relations/Family	Other	19,648	8				
Glades	2	Domestic Relations/Family	Subtotal	74,724	63	7.09	446.67	0.008%	\$ 505.00
Glades	2	Probate/Guardianship	Baker/Substance Abuse	5,079	5				
Glades	2	Probate/Guardianship	Guardianship	2,252	2				
Glades	2	Probate/Guardianship	Other Social	2,374	1				
Glades	2	Probate/Guardianship	Probate	31,298	28				
Glades	2	Probate/Guardianship	Trust	628	-				
Glades	2	Probate/Guardianship	Subtotal	41,631	36	6.58	236.88	0.004%	\$ 268.13
Glades	2	Traffic	Civil Traffic Infraction	353,365	385	1.50	577.50	0.010%	\$ 653.13
Glades	2	Total	Total	1,158,146	685		2,514.46	0.046%	\$2,843.75



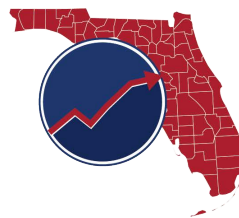
Agenda Item 5a - Attachment 1

County	PG	Division	SRS Case Types	Statewide Pending Cases Above "Normal"	County Share of Statewide Pending Cases Above "Normal"	Statewide WW Avg by Division W/O Non-SRS Cases	Statewide WWM W/O Non-SRS Cases	Percentage of Total WWM W/O Non-SRS Cases	Distribution with Weighting W/O Non-SRS Cases
Gulf	2	Circuit Civil	Auto and Other Negligence	27,109	7				
Gulf	2	Circuit Civil	Condominium	407	-				
Gulf	2	Circuit Civil	Contract and Indebtedness	60,790	99				
Gulf	2	Circuit Civil	Eminent Domain	188	-				
Gulf	2	Circuit Civil	Foreclosure/Real Property	54,336	51				
Gulf	2	Circuit Civil	Liability	1,667	-				
Gulf	2	Circuit Civil	Other Civil/Business Disputes	10,589	26				
Gulf	2	Circuit Civil	Other Civil/General	7,867	19				
Gulf	2	Circuit Civil	Subtotal	162,953	202	6.34	1,280.68	0.023%	\$ 1,448.75
Gulf	2	Circuit Criminal	Felony	26,522	57				
Gulf	2	Circuit Criminal	Subtotal	26,522	57	7.99	455.43	0.008%	\$ 515.00
Gulf	2	County Civil	Civil	108,935	48				
Gulf	2	County Civil	Evictions	17,823	-				
Gulf	2	County Civil	Non-Monetary Civil	2,174	31				
Gulf	2	County Civil	Replevins	630	-				
Gulf	2	County Civil	Small Claims	248,023	68				
Gulf	2	County Civil	Subtotal	377,585	147	5.83	857.01	0.016%	\$ 969.38
Gulf	2	County Criminal	County Ordinance	7,388	46				
Gulf	2	County Criminal	Criminal Traffic	74,437	31				
Gulf	2	County Criminal	Misdemeanor	36,317	42				
Gulf	2	County Criminal	Municipal Ordinance	3,224	-				
Gulf	2	County Criminal	Subtotal	121,366	119	6.14	730.66	0.013%	\$ 826.25
Gulf	2	Domestic Relations/Family	Child Support/UIFSA	28,068	39				
Gulf	2	Domestic Relations/Family	Delinquency	(332)	-				
Gulf	2	Domestic Relations/Family	Dependency	1,280	5				
Gulf	2	Domestic Relations/Family	Dissolutions	22,262	21				
Gulf	2	Domestic Relations/Family	Domestic Violence	3,798	3				
Gulf	2	Domestic Relations/Family	Other	19,648	19				
Gulf	2	Domestic Relations/Family	Subtotal	74,724	87	7.09	616.83	0.011%	\$ 697.50
Gulf	2	Probate/Guardianship	Baker/Substance Abuse	5,079	2				
Gulf	2	Probate/Guardianship	Guardianship	2,252	6				
Gulf	2	Probate/Guardianship	Other Social	2,374	-				
Gulf	2	Probate/Guardianship	Probate	31,298	56				
Gulf	2	Probate/Guardianship	Trust	628	1				
Gulf	2	Probate/Guardianship	Subtotal	41,631	65	6.58	427.70	0.008%	\$ 483.75
Gulf	2	Traffic	Civil Traffic Infraction	353,365	60	1.50	90.00	0.002%	\$ 101.88
Gulf	2	Total	Total	1,158,146	737		4,458.31	0.081%	\$5,042.50



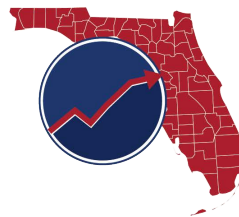
Agenda Item 5a - Attachment 1

County	PG	Division	SRS Case Types	Statewide Pending Cases Above "Normal"	County Share of Statewide Pending Cases Above "Normal"	Statewide WW Avg by Division W/O Non-SRS Cases	Statewide WWM W/O Non-SRS Cases	Percentage of Total WWM W/O Non-SRS Cases	Distribution with Weighting W/O Non-SRS Cases
Hamilton	2	Circuit Civil	Auto and Other Negligence	27,109	8				
Hamilton	2	Circuit Civil	Condominium	407	-				
Hamilton	2	Circuit Civil	Contract and Indebtedness	60,790	13				
Hamilton	2	Circuit Civil	Eminent Domain	188	-				
Hamilton	2	Circuit Civil	Foreclosure/Real Property	54,336	49				
Hamilton	2	Circuit Civil	Liability	1,667	1				
Hamilton	2	Circuit Civil	Other Civil/Business Disputes	10,589	1				
Hamilton	2	Circuit Civil	Other Civil/General	7,867	17				
Hamilton	2	Circuit Civil	Subtotal	162,953	89	6.34	564.26	0.010%	\$ 638.13
Hamilton	2	Circuit Criminal	Felony	26,522	50				
Hamilton	2	Circuit Criminal	Subtotal	26,522	50	7.99	399.50	0.007%	\$ 451.88
Hamilton	2	County Civil	Civil	108,935	17				
Hamilton	2	County Civil	Evictions	17,823	42				
Hamilton	2	County Civil	Non-Monetary Civil	2,174	5				
Hamilton	2	County Civil	Replevins	630	-				
Hamilton	2	County Civil	Small Claims	248,023	98				
Hamilton	2	County Civil	Subtotal	377,585	162	5.83	944.46	0.017%	\$ 1,068.13
Hamilton	2	County Criminal	County Ordinance	7,388	-				
Hamilton	2	County Criminal	Criminal Traffic	74,437	289				
Hamilton	2	County Criminal	Misdemeanor	36,317	77				
Hamilton	2	County Criminal	Municipal Ordinance	3,224	-				
Hamilton	2	County Criminal	Subtotal	121,366	366	6.14	2,247.24	0.041%	\$ 2,541.88
Hamilton	2	Domestic Relations/Family	Child Support/UIFSA	28,068	14				
Hamilton	2	Domestic Relations/Family	Delinquency	(332)	-				
Hamilton	2	Domestic Relations/Family	Dependency	1,280	5				
Hamilton	2	Domestic Relations/Family	Dissolutions	22,262	20				
Hamilton	2	Domestic Relations/Family	Domestic Violence	3,798	9				
Hamilton	2	Domestic Relations/Family	Other	19,648	12				
Hamilton	2	Domestic Relations/Family	Subtotal	74,724	60	7.09	425.40	0.008%	\$ 481.25
Hamilton	2	Probate/Guardianship	Baker/Substance Abuse	5,079	11				
Hamilton	2	Probate/Guardianship	Guardianship	2,252	3				
Hamilton	2	Probate/Guardianship	Other Social	2,374	1				
Hamilton	2	Probate/Guardianship	Probate	31,298	49				
Hamilton	2	Probate/Guardianship	Trust	628	-				
Hamilton	2	Probate/Guardianship	Subtotal	41,631	64	6.58	421.12	0.008%	\$ 476.25
Hamilton	2	Traffic	Civil Traffic Infraction	353,365	476	1.50	714.00	0.013%	\$ 807.50
Hamilton	2	Total	Total	1,158,146	1,267		5,715.98	0.103%	\$6,465.00



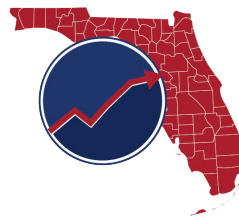
Agenda Item 5a - Attachment 1

County	PG	Division	SRS Case Types	Statewide Pending Cases Above "Normal"	County Share of Statewide Pending Cases Above "Normal"	Statewide WW Avg by Division W/O Non-SRS Cases	Statewide WWM W/O Non-SRS Cases	Percentage of Total WWM W/O Non-SRS Cases	Distribution with Weighting W/O Non-SRS Cases
Holmes	2	Circuit Civil	Auto and Other Negligence	27,109	5				
Holmes	2	Circuit Civil	Condominium	407	-				
Holmes	2	Circuit Civil	Contract and Indebtedness	60,790	14				
Holmes	2	Circuit Civil	Eminent Domain	188	-				
Holmes	2	Circuit Civil	Foreclosure/Real Property	54,336	77				
Holmes	2	Circuit Civil	Liability	1,667	1				
Holmes	2	Circuit Civil	Other Civil/Business Disputes	10,589	2				
Holmes	2	Circuit Civil	Other Civil/General	7,867	15				
Holmes	2	Circuit Civil	Subtotal	162,953	114	6.34	722.76	0.013%	\$ 817.50
Holmes	2	Circuit Criminal	Felony	26,522	58				
Holmes	2	Circuit Criminal	Subtotal	26,522	58	7.99	463.42	0.008%	\$ 524.38
Holmes	2	County Civil	Civil	108,935	31				
Holmes	2	County Civil	Evictions	17,823	5				
Holmes	2	County Civil	Non-Monetary Civil	2,174	5				
Holmes	2	County Civil	Replevins	630	-				
Holmes	2	County Civil	Small Claims	248,023	104				
Holmes	2	County Civil	Subtotal	377,585	145	5.83	845.35	0.015%	\$ 956.25
Holmes	2	County Criminal	County Ordinance	7,388	18				
Holmes	2	County Criminal	Criminal Traffic	74,437	77				
Holmes	2	County Criminal	Misdemeanor	36,317	50				
Holmes	2	County Criminal	Municipal Ordinance	3,224	-				
Holmes	2	County Criminal	Subtotal	121,366	145	6.14	890.30	0.016%	\$ 1,006.88
Holmes	2	Domestic Relations/Family	Child Support/UIFSA	28,068	125				
Holmes	2	Domestic Relations/Family	Delinquency	(332)	(1)				
Holmes	2	Domestic Relations/Family	Dependency	1,280	6				
Holmes	2	Domestic Relations/Family	Dissolutions	22,262	29				
Holmes	2	Domestic Relations/Family	Domestic Violence	3,798	6				
Holmes	2	Domestic Relations/Family	Other	19,648	16				
Holmes	2	Domestic Relations/Family	Subtotal	74,724	181	7.09	1,283.29	0.023%	\$ 1,451.88
Holmes	2	Probate/Guardianship	Baker/Substance Abuse	5,079	-				
Holmes	2	Probate/Guardianship	Guardianship	2,252	4				
Holmes	2	Probate/Guardianship	Other Social	2,374	-				
Holmes	2	Probate/Guardianship	Probate	31,298	32				
Holmes	2	Probate/Guardianship	Trust	628	1				
Holmes	2	Probate/Guardianship	Subtotal	41,631	37	6.58	243.46	0.004%	\$ 275.63
Holmes	2	Traffic	Civil Traffic Infraction	353,365	265	1.50	397.50	0.007%	\$ 449.38
Holmes	2	Total	Total	1,158,146	945		4,846.08	0.088%	\$5,481.88



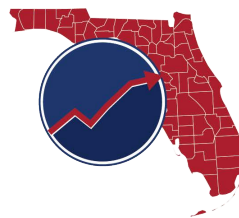
Agenda Item 5a - Attachment 1

County	PG	Division	SRS Case Types	Statewide Pending Cases Above "Normal"	County Share of Statewide Pending Cases Above "Normal"	Statewide WW Avg by Division W/O Non-SRS Cases	Statewide WWM W/O Non-SRS Cases	Percentage of Total WWM W/O Non-SRS Cases	Distribution with Weighting W/O Non-SRS Cases
Jefferson	2	Circuit Civil	Auto and Other Negligence	27,109	8				
Jefferson	2	Circuit Civil	Condominium	407	-				
Jefferson	2	Circuit Civil	Contract and Indebtedness	60,790	10				
Jefferson	2	Circuit Civil	Eminent Domain	188	1				
Jefferson	2	Circuit Civil	Foreclosure/Real Property	54,336	49				
Jefferson	2	Circuit Civil	Liability	1,667	-				
Jefferson	2	Circuit Civil	Other Civil/Business Disputes	10,589	3				
Jefferson	2	Circuit Civil	Other Civil/General	7,867	8				
Jefferson	2	Circuit Civil	Subtotal	162,953	79	6.34	500.86	0.009%	\$ 566.25
Jefferson	2	Circuit Criminal	Felony	26,522	39				
Jefferson	2	Circuit Criminal	Subtotal	26,522	39	7.99	311.61	0.006%	\$ 352.50
Jefferson	2	County Civil	Civil	108,935	64				
Jefferson	2	County Civil	Evictions	17,823	-				
Jefferson	2	County Civil	Non-Monetary Civil	2,174	-				
Jefferson	2	County Civil	Replevins	630	1				
Jefferson	2	County Civil	Small Claims	248,023	58				
Jefferson	2	County Civil	Subtotal	377,585	123	5.83	717.09	0.013%	\$ 811.25
Jefferson	2	County Criminal	County Ordinance	7,388	-				
Jefferson	2	County Criminal	Criminal Traffic	74,437	85				
Jefferson	2	County Criminal	Misdemeanor	36,317	34				
Jefferson	2	County Criminal	Municipal Ordinance	3,224	-				
Jefferson	2	County Criminal	Subtotal	121,366	119	6.14	730.66	0.013%	\$ 826.25
Jefferson	2	Domestic Relations/Family	Child Support/UIFSA	28,068	65				
Jefferson	2	Domestic Relations/Family	Delinquency	(332)	(1)				
Jefferson	2	Domestic Relations/Family	Dependency	1,280	4				
Jefferson	2	Domestic Relations/Family	Dissolutions	22,262	24				
Jefferson	2	Domestic Relations/Family	Domestic Violence	3,798	3				
Jefferson	2	Domestic Relations/Family	Other	19,648	19				
Jefferson	2	Domestic Relations/Family	Subtotal	74,724	114	7.09	808.26	0.015%	\$ 914.38
Jefferson	2	Probate/Guardianship	Baker/Substance Abuse	5,079	2				
Jefferson	2	Probate/Guardianship	Guardianship	2,252	4				
Jefferson	2	Probate/Guardianship	Other Social	2,374	1				
Jefferson	2	Probate/Guardianship	Probate	31,298	47				
Jefferson	2	Probate/Guardianship	Trust	628	-				
Jefferson	2	Probate/Guardianship	Subtotal	41,631	54	6.58	355.32	0.006%	\$ 401.88
Jefferson	2	Traffic	Civil Traffic Infraction	353,365	254	1.50	381.00	0.007%	\$ 431.25
Jefferson	2	Total	Total	1,158,146	782		3,804.80	0.069%	\$4,303.75



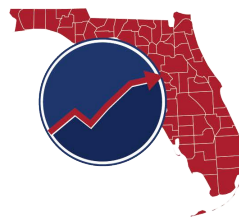
Agenda Item 5a - Attachment 1

County	PG	Division	SRS Case Types	Statewide Pending Cases Above "Normal"	County Share of Statewide Pending Cases Above "Normal"	Statewide WW Avg by Division W/O Non-SRS Cases	Statewide WWM W/O Non-SRS Cases	Percentage of Total WWM W/O Non-SRS Cases	Distribution with Weighting W/O Non-SRS Cases
Taylor	2	Circuit Civil	Auto and Other Negligence	27,109	6				
Taylor	2	Circuit Civil	Condominium	407	-				
Taylor	2	Circuit Civil	Contract and Indebtedness	60,790	6				
Taylor	2	Circuit Civil	Eminent Domain	188	-				
Taylor	2	Circuit Civil	Foreclosure/Real Property	54,336	61				
Taylor	2	Circuit Civil	Liability	1,667	1				
Taylor	2	Circuit Civil	Other Civil/Business Disputes	10,589	4				
Taylor	2	Circuit Civil	Other Civil/General	7,867	3				
Taylor	2	Circuit Civil	Subtotal	162,953	81	6.34	513.54	0.009%	\$ 580.63
Taylor	2	Circuit Criminal	Felony	26,522	67				
Taylor	2	Circuit Criminal	Subtotal	26,522	67	7.99	535.33	0.010%	\$ 605.63
Taylor	2	County Civil	Civil	108,935	82				
Taylor	2	County Civil	Evictions	17,823	15				
Taylor	2	County Civil	Non-Monetary Civil	2,174	4				
Taylor	2	County Civil	Replevins	630	1				
Taylor	2	County Civil	Small Claims	248,023	44				
Taylor	2	County Civil	Subtotal	377,585	146	5.83	851.18	0.015%	\$ 963.13
Taylor	2	County Criminal	County Ordinance	7,388	7				
Taylor	2	County Criminal	Criminal Traffic	74,437	73				
Taylor	2	County Criminal	Misdemeanor	36,317	52				
Taylor	2	County Criminal	Municipal Ordinance	3,224	-				
Taylor	2	County Criminal	Subtotal	121,366	132	6.14	810.48	0.015%	\$ 916.88
Taylor	2	Domestic Relations/Family	Child Support/UIFSA	28,068	6				
Taylor	2	Domestic Relations/Family	Delinquency	(332)	-				
Taylor	2	Domestic Relations/Family	Dependency	1,280	12				
Taylor	2	Domestic Relations/Family	Dissolutions	22,262	10				
Taylor	2	Domestic Relations/Family	Domestic Violence	3,798	7				
Taylor	2	Domestic Relations/Family	Other	19,648	22				
Taylor	2	Domestic Relations/Family	Subtotal	74,724	57	7.09	404.13	0.007%	\$ 456.88
Taylor	2	Probate/Guardianship	Baker/Substance Abuse	5,079	6				
Taylor	2	Probate/Guardianship	Guardianship	2,252	4				
Taylor	2	Probate/Guardianship	Other Social	2,374	4				
Taylor	2	Probate/Guardianship	Probate	31,298	30				
Taylor	2	Probate/Guardianship	Trust	628	-				
Taylor	2	Probate/Guardianship	Subtotal	41,631	44	6.58	289.52	0.005%	\$ 327.50
Taylor	2	Traffic	Civil Traffic Infraction	353,365	539	1.50	808.50	0.015%	\$ 914.38
Taylor	2	Total	Total	1,158,146	1,066		4,212.68	0.076%	\$4,765.00



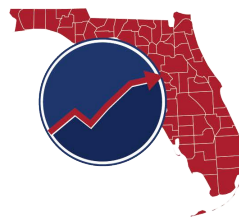
Agenda Item 5a - Attachment 1

County	PG	Division	SRS Case Types	Statewide Pending Cases Above "Normal"	County Share of Statewide Pending Cases Above "Normal"	Statewide WW Avg by Division W/O Non-SRS Cases	Statewide WWM W/O Non-SRS Cases	Percentage of Total WWM W/O Non-SRS Cases	Distribution with Weighting W/O Non-SRS Cases
Washington	2	Circuit Civil	Auto and Other Negligence	27,109	14				
Washington	2	Circuit Civil	Condominium	407	-				
Washington	2	Circuit Civil	Contract and Indebtedness	60,790	1				
Washington	2	Circuit Civil	Eminent Domain	188	2				
Washington	2	Circuit Civil	Foreclosure/Real Property	54,336	88				
Washington	2	Circuit Civil	Liability	1,667	-				
Washington	2	Circuit Civil	Other Civil/Business Disputes	10,589	12				
Washington	2	Circuit Civil	Other Civil/General	7,867	58				
Washington	2	Circuit Civil	Subtotal	162,953	175	6.34	1,109.50	0.020%	\$ 1,255.00
Washington	2	Circuit Criminal	Felony	26,522	49				
Washington	2	Circuit Criminal	Subtotal	26,522	49	7.99	391.51	0.007%	\$ 443.13
Washington	2	County Civil	Civil	108,935	95				
Washington	2	County Civil	Evictions	17,823	2				
Washington	2	County Civil	Non-Monetary Civil	2,174	5				
Washington	2	County Civil	Replevins	630	1				
Washington	2	County Civil	Small Claims	248,023	127				
Washington	2	County Civil	Subtotal	377,585	230	5.83	1,340.90	0.024%	\$ 1,516.88
Washington	2	County Criminal	County Ordinance	7,388	-				
Washington	2	County Criminal	Criminal Traffic	74,437	54				
Washington	2	County Criminal	Misdemeanor	36,317	40				
Washington	2	County Criminal	Municipal Ordinance	3,224	4				
Washington	2	County Criminal	Subtotal	121,366	98	6.14	601.72	0.011%	\$ 680.63
Washington	2	Domestic Relations/Family	Child Support/UIFSA	28,068	51				
Washington	2	Domestic Relations/Family	Delinquency	(332)	(1)				
Washington	2	Domestic Relations/Family	Dependency	1,280	81				
Washington	2	Domestic Relations/Family	Dissolutions	22,262	35				
Washington	2	Domestic Relations/Family	Domestic Violence	3,798	5				
Washington	2	Domestic Relations/Family	Other	19,648	29				
Washington	2	Domestic Relations/Family	Subtotal	74,724	200	7.09	1,418.00	0.026%	\$ 1,603.75
Washington	2	Probate/Guardianship	Baker/Substance Abuse	5,079	4				
Washington	2	Probate/Guardianship	Guardianship	2,252	9				
Washington	2	Probate/Guardianship	Other Social	2,374	3				
Washington	2	Probate/Guardianship	Probate	31,298	57				
Washington	2	Probate/Guardianship	Trust	628	-				
Washington	2	Probate/Guardianship	Subtotal	41,631	73	6.58	480.34	0.009%	\$ 543.13
Washington	2	Traffic	Civil Traffic Infraction	353,365	250	1.50	375.00	0.007%	\$ 424.38
Washington	2	Total	Total	1,158,146	1,075		5,716.97	0.103%	\$6,466.88



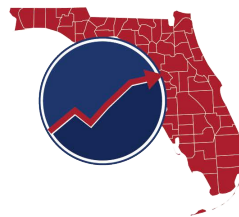
Agenda Item 5a - Attachment 1

County	PG	Division	SRS Case Types	Statewide Pending Cases Above "Normal"	County Share of Statewide Pending Cases Above "Normal"	Statewide WW Avg by Division W/O Non-SRS Cases	Statewide WWM W/O Non-SRS Cases	Percentage of Total WWM W/O Non-SRS Cases	Distribution with Weighting W/O Non-SRS Cases
Bradford	3	Circuit Civil	Auto and Other Negligence	27,109	40				
Bradford	3	Circuit Civil	Condominium	407	-				
Bradford	3	Circuit Civil	Contract and Indebtedness	60,790	18				
Bradford	3	Circuit Civil	Eminent Domain	188	-				
Bradford	3	Circuit Civil	Foreclosure/Real Property	54,336	65				
Bradford	3	Circuit Civil	Liability	1,667	1				
Bradford	3	Circuit Civil	Other Civil/Business Disputes	10,589	1				
Bradford	3	Circuit Civil	Other Civil/General	7,867	19				
Bradford	3	Circuit Civil	Subtotal	162,953	144	6.34	912.96	0.017%	\$ 1,032.50
Bradford	3	Circuit Criminal	Felony	26,522	71				
Bradford	3	Circuit Criminal	Subtotal	26,522	71	7.99	567.29	0.010%	\$ 641.88
Bradford	3	County Civil	Civil	108,935	48				
Bradford	3	County Civil	Evictions	17,823	-				
Bradford	3	County Civil	Non-Monetary Civil	2,174	2				
Bradford	3	County Civil	Replevins	630	-				
Bradford	3	County Civil	Small Claims	248,023	46				
Bradford	3	County Civil	Subtotal	377,585	96	5.83	559.68	0.010%	\$ 633.13
Bradford	3	County Criminal	County Ordinance	7,388	-				
Bradford	3	County Criminal	Criminal Traffic	74,437	127				
Bradford	3	County Criminal	Misdemeanor	36,317	92				
Bradford	3	County Criminal	Municipal Ordinance	3,224	-				
Bradford	3	County Criminal	Subtotal	121,366	219	6.14	1,344.66	0.024%	\$ 1,521.25
Bradford	3	Domestic Relations/Family	Child Support/UIFSA	28,068	16				
Bradford	3	Domestic Relations/Family	Delinquency	(332)	(1)				
Bradford	3	Domestic Relations/Family	Dependency	1,280	11				
Bradford	3	Domestic Relations/Family	Dissolutions	22,262	34				
Bradford	3	Domestic Relations/Family	Domestic Violence	3,798	1				
Bradford	3	Domestic Relations/Family	Other	19,648	23				
Bradford	3	Domestic Relations/Family	Subtotal	74,724	84	7.09	595.56	0.011%	\$ 673.75
Bradford	3	Probate/Guardianship	Baker/Substance Abuse	5,079	1				
Bradford	3	Probate/Guardianship	Guardianship	2,252	6				
Bradford	3	Probate/Guardianship	Other Social	2,374	-				
Bradford	3	Probate/Guardianship	Probate	31,298	41				
Bradford	3	Probate/Guardianship	Trust	628	3				
Bradford	3	Probate/Guardianship	Subtotal	41,631	51	6.58	335.58	0.006%	\$ 379.38
Bradford	3	Traffic	Civil Traffic Infraction	353,365	820	1.50	1,230.00	0.022%	\$ 1,391.25
Bradford	3	Total	Total	1,158,146	1,485		5,545.73	0.100%	\$6,273.13



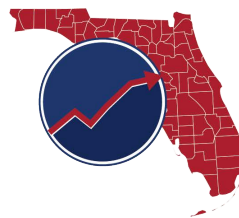
Agenda Item 5a - Attachment 1

County	PG	Division	SRS Case Types	Statewide Pending Cases Above "Normal"	County Share of Statewide Pending Cases Above "Normal"	Statewide WW Avg by Division W/O Non-SRS Cases	Statewide WWM W/O Non-SRS Cases	Percentage of Total WWM W/O Non-SRS Cases	Distribution with Weighting W/O Non-SRS Cases
Desoto	3	Circuit Civil	Auto and Other Negligence	27,109	19				
Desoto	3	Circuit Civil	Condominium	407	-				
Desoto	3	Circuit Civil	Contract and Indebtedness	60,790	31				
Desoto	3	Circuit Civil	Eminent Domain	188	-				
Desoto	3	Circuit Civil	Foreclosure/Real Property	54,336	81				
Desoto	3	Circuit Civil	Liability	1,667	1				
Desoto	3	Circuit Civil	Other Civil/Business Disputes	10,589	-				
Desoto	3	Circuit Civil	Other Civil/General	7,867	34				
Desoto	3	Circuit Civil	Subtotal	162,953	166	6.34	1,052.44	0.019%	\$ 1,190.63
Desoto	3	Circuit Criminal	Felony	26,522	87				
Desoto	3	Circuit Criminal	Subtotal	26,522	87	7.99	695.13	0.013%	\$ 786.25
Desoto	3	County Civil	Civil	108,935	99				
Desoto	3	County Civil	Evictions	17,823	15				
Desoto	3	County Civil	Non-Monetary Civil	2,174	-				
Desoto	3	County Civil	Replevins	630	1				
Desoto	3	County Civil	Small Claims	248,023	127				
Desoto	3	County Civil	Subtotal	377,585	242	5.83	1,410.86	0.026%	\$ 1,595.63
Desoto	3	County Criminal	County Ordinance	7,388	6				
Desoto	3	County Criminal	Criminal Traffic	74,437	131				
Desoto	3	County Criminal	Misdemeanor	36,317	96				
Desoto	3	County Criminal	Municipal Ordinance	3,224	-				
Desoto	3	County Criminal	Subtotal	121,366	233	6.14	1,430.62	0.026%	\$ 1,618.13
Desoto	3	Domestic Relations/Family	Child Support/UIFSA	28,068	128				
Desoto	3	Domestic Relations/Family	Delinquency	(332)	(2)				
Desoto	3	Domestic Relations/Family	Dependency	1,280	17				
Desoto	3	Domestic Relations/Family	Dissolutions	22,262	37				
Desoto	3	Domestic Relations/Family	Domestic Violence	3,798	5				
Desoto	3	Domestic Relations/Family	Other	19,648	32				
Desoto	3	Domestic Relations/Family	Subtotal	74,724	217	7.09	1,538.53	0.028%	\$ 1,740.63
Desoto	3	Probate/Guardianship	Baker/Substance Abuse	5,079	-				
Desoto	3	Probate/Guardianship	Guardianship	2,252	7				
Desoto	3	Probate/Guardianship	Other Social	2,374	7				
Desoto	3	Probate/Guardianship	Probate	31,298	45				
Desoto	3	Probate/Guardianship	Trust	628	-				
Desoto	3	Probate/Guardianship	Subtotal	41,631	59	6.58	388.22	0.007%	\$ 439.38
Desoto	3	Traffic	Civil Traffic Infraction	353,365	282	1.50	423.00	0.008%	\$ 478.75
Desoto	3	Total	Total	1,158,146	1,286		6,938.80	0.126%	\$7,849.38



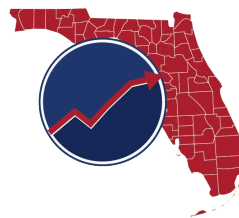
Agenda Item 5a - Attachment 1

County	PG	Division	SRS Case Types	Statewide Pending Cases Above "Normal"	County Share of Statewide Pending Cases Above "Normal"	Statewide WW Avg by Division W/O Non-SRS Cases	Statewide WWM W/O Non-SRS Cases	Percentage of Total WWM W/O Non-SRS Cases	Distribution with Weighting W/O Non-SRS Cases
Gadsden	3	Circuit Civil	Auto and Other Negligence	27,109	38				
Gadsden	3	Circuit Civil	Condominium	407	-				
Gadsden	3	Circuit Civil	Contract and Indebtedness	60,790	35				
Gadsden	3	Circuit Civil	Eminent Domain	188	-				
Gadsden	3	Circuit Civil	Foreclosure/Real Property	54,336	224				
Gadsden	3	Circuit Civil	Liability	1,667	3				
Gadsden	3	Circuit Civil	Other Civil/Business Disputes	10,589	72				
Gadsden	3	Circuit Civil	Other Civil/General	7,867	10				
Gadsden	3	Circuit Civil	Subtotal	162,953	382	6.34	2,421.88	0.044%	\$ 2,739.38
Gadsden	3	Circuit Criminal	Felony	26,522	73				
Gadsden	3	Circuit Criminal	Subtotal	26,522	73	7.99	583.27	0.011%	\$ 660.00
Gadsden	3	County Civil	Civil	108,935	297				
Gadsden	3	County Civil	Evictions	17,823	-				
Gadsden	3	County Civil	Non-Monetary Civil	2,174	18				
Gadsden	3	County Civil	Replevins	630	2				
Gadsden	3	County Civil	Small Claims	248,023	341				
Gadsden	3	County Civil	Subtotal	377,585	658	5.83	3,836.14	0.069%	\$ 4,339.38
Gadsden	3	County Criminal	County Ordinance	7,388	-				
Gadsden	3	County Criminal	Criminal Traffic	74,437	431				
Gadsden	3	County Criminal	Misdemeanor	36,317	208				
Gadsden	3	County Criminal	Municipal Ordinance	3,224	1				
Gadsden	3	County Criminal	Subtotal	121,366	640	6.14	3,929.60	0.071%	\$ 4,445.00
Gadsden	3	Domestic Relations/Family	Child Support/UIFSA	28,068	125				
Gadsden	3	Domestic Relations/Family	Delinquency	(332)	(1)				
Gadsden	3	Domestic Relations/Family	Dependency	1,280	1				
Gadsden	3	Domestic Relations/Family	Dissolutions	22,262	45				
Gadsden	3	Domestic Relations/Family	Domestic Violence	3,798	4				
Gadsden	3	Domestic Relations/Family	Other	19,648	39				
Gadsden	3	Domestic Relations/Family	Subtotal	74,724	213	7.09	1,510.17	0.027%	\$ 1,708.13
Gadsden	3	Probate/Guardianship	Baker/Substance Abuse	5,079	3				
Gadsden	3	Probate/Guardianship	Guardianship	2,252	12				
Gadsden	3	Probate/Guardianship	Other Social	2,374	15				
Gadsden	3	Probate/Guardianship	Probate	31,298	66				
Gadsden	3	Probate/Guardianship	Trust	628	3				
Gadsden	3	Probate/Guardianship	Subtotal	41,631	99	6.58	651.42	0.012%	\$ 736.88
Gadsden	3	Traffic	Civil Traffic Infraction	353,365	1,756	1.50	2,634.00	0.048%	\$ 2,979.38
Gadsden	3	Total	Total	1,158,146	3,821		15,566.48	0.282%	\$17,608.13



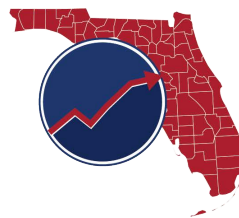
Agenda Item 5a - Attachment 1

County	PG	Division	SRS Case Types	Statewide Pending Cases Above "Normal"	County Share of Statewide Pending Cases Above "Normal"	Statewide WW Avg by Division W/O Non-SRS Cases	Statewide WWM W/O Non-SRS Cases	Percentage of Total WWM W/O Non-SRS Cases	Distribution with Weighting W/O Non-SRS Cases
Hardee	3	Circuit Civil	Auto and Other Negligence	27,109	18				
Hardee	3	Circuit Civil	Condominium	407	-				
Hardee	3	Circuit Civil	Contract and Indebtedness	60,790	32				
Hardee	3	Circuit Civil	Eminent Domain	188	-				
Hardee	3	Circuit Civil	Foreclosure/Real Property	54,336	47				
Hardee	3	Circuit Civil	Liability	1,667	1				
Hardee	3	Circuit Civil	Other Civil/Business Disputes	10,589	-				
Hardee	3	Circuit Civil	Other Civil/General	7,867	12				
Hardee	3	Circuit Civil	Subtotal	162,953	110	6.34	697.40	0.013%	\$ 788.75
Hardee	3	Circuit Criminal	Felony	26,522	36				
Hardee	3	Circuit Criminal	Subtotal	26,522	36	7.99	287.64	0.005%	\$ 325.63
Hardee	3	County Civil	Civil	108,935	68				
Hardee	3	County Civil	Evictions	17,823	5				
Hardee	3	County Civil	Non-Monetary Civil	2,174	5				
Hardee	3	County Civil	Replevins	630	1				
Hardee	3	County Civil	Small Claims	248,023	79				
Hardee	3	County Civil	Subtotal	377,585	158	5.83	921.14	0.017%	\$ 1,041.88
Hardee	3	County Criminal	County Ordinance	7,388	32				
Hardee	3	County Criminal	Criminal Traffic	74,437	119				
Hardee	3	County Criminal	Misdemeanor	36,317	106				
Hardee	3	County Criminal	Municipal Ordinance	3,224	8				
Hardee	3	County Criminal	Subtotal	121,366	265	6.14	1,627.10	0.029%	\$ 1,840.63
Hardee	3	Domestic Relations/Family	Child Support/UIFSA	28,068	67				
Hardee	3	Domestic Relations/Family	Delinquency	(332)	(1)				
Hardee	3	Domestic Relations/Family	Dependency	1,280	28				
Hardee	3	Domestic Relations/Family	Dissolutions	22,262	23				
Hardee	3	Domestic Relations/Family	Domestic Violence	3,798	23				
Hardee	3	Domestic Relations/Family	Other	19,648	18				
Hardee	3	Domestic Relations/Family	Subtotal	74,724	158	7.09	1,120.22	0.020%	\$ 1,266.88
Hardee	3	Probate/Guardianship	Baker/Substance Abuse	5,079	13				
Hardee	3	Probate/Guardianship	Guardianship	2,252	3				
Hardee	3	Probate/Guardianship	Other Social	2,374	1				
Hardee	3	Probate/Guardianship	Probate	31,298	40				
Hardee	3	Probate/Guardianship	Trust	628	-				
Hardee	3	Probate/Guardianship	Subtotal	41,631	57	6.58	375.06	0.007%	\$ 424.38
Hardee	3	Traffic	Civil Traffic Infraction	353,365	221	1.50	331.50	0.006%	\$ 375.00
Hardee	3	Total	Total	1,158,146	1,005		5,360.06	0.097%	\$6,063.13



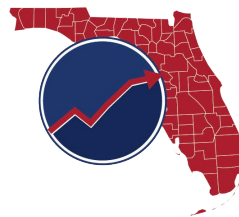
Agenda Item 5a - Attachment 1

County	PG	Division	SRS Case Types	Statewide Pending Cases Above "Normal"	County Share of Statewide Pending Cases Above "Normal"	Statewide WW Avg by Division W/O Non-SRS Cases	Statewide WWM W/O Non-SRS Cases	Percentage of Total WWM W/O Non-SRS Cases	Distribution with Weighting W/O Non-SRS Cases
Hendry	3	Circuit Civil	Auto and Other Negligence	27,109	24				
Hendry	3	Circuit Civil	Condominium	407	-				
Hendry	3	Circuit Civil	Contract and Indebtedness	60,790	49				
Hendry	3	Circuit Civil	Eminent Domain	188	-				
Hendry	3	Circuit Civil	Foreclosure/Real Property	54,336	120				
Hendry	3	Circuit Civil	Liability	1,667	2				
Hendry	3	Circuit Civil	Other Civil/Business Disputes	10,589	9				
Hendry	3	Circuit Civil	Other Civil/General	7,867	6				
Hendry	3	Circuit Civil	Subtotal	162,953	210	6.34	1,331.40	0.024%	\$ 1,506.25
Hendry	3	Circuit Criminal	Felony	26,522	89				
Hendry	3	Circuit Criminal	Subtotal	26,522	89	7.99	711.11	0.013%	\$ 804.38
Hendry	3	County Civil	Civil	108,935	144				
Hendry	3	County Civil	Evictions	17,823	-				
Hendry	3	County Civil	Non-Monetary Civil	2,174	-				
Hendry	3	County Civil	Replevins	630	1				
Hendry	3	County Civil	Small Claims	248,023	120				
Hendry	3	County Civil	Subtotal	377,585	265	5.83	1,544.95	0.028%	\$ 1,747.50
Hendry	3	County Criminal	County Ordinance	7,388	-				
Hendry	3	County Criminal	Criminal Traffic	74,437	141				
Hendry	3	County Criminal	Misdemeanor	36,317	70				
Hendry	3	County Criminal	Municipal Ordinance	3,224	-				
Hendry	3	County Criminal	Subtotal	121,366	211	6.14	1,295.54	0.023%	\$ 1,465.63
Hendry	3	Domestic Relations/Family	Child Support/UIFSA	28,068	266				
Hendry	3	Domestic Relations/Family	Delinquency	(332)	(2)				
Hendry	3	Domestic Relations/Family	Dependency	1,280	3				
Hendry	3	Domestic Relations/Family	Dissolutions	22,262	60				
Hendry	3	Domestic Relations/Family	Domestic Violence	3,798	7				
Hendry	3	Domestic Relations/Family	Other	19,648	139				
Hendry	3	Domestic Relations/Family	Subtotal	74,724	473	7.09	3,353.57	0.061%	\$ 3,793.13
Hendry	3	Probate/Guardianship	Baker/Substance Abuse	5,079	22				
Hendry	3	Probate/Guardianship	Guardianship	2,252	14				
Hendry	3	Probate/Guardianship	Other Social	2,374	3				
Hendry	3	Probate/Guardianship	Probate	31,298	59				
Hendry	3	Probate/Guardianship	Trust	628	2				
Hendry	3	Probate/Guardianship	Subtotal	41,631	100	6.58	658.00	0.012%	\$ 744.38
Hendry	3	Traffic	Civil Traffic Infraction	353,365	515	1.50	772.50	0.014%	\$ 873.75
Hendry	3	Total	Total	1,158,146	1,863		9,667.07	0.175%	\$10,935.00



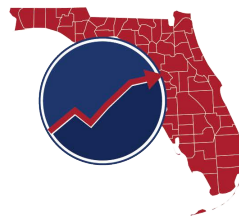
Agenda Item 5a - Attachment 1

County	PG	Division	SRS Case Types	Statewide Pending Cases Above "Normal"	County Share of Statewide Pending Cases Above "Normal"	Statewide WW Avg by Division W/O Non-SRS Cases	Statewide WWM W/O Non-SRS Cases	Percentage of Total WWM W/O Non-SRS Cases	Distribution with Weighting W/O Non-SRS Cases
Jackson	3	Circuit Civil	Auto and Other Negligence	27,109	22				
Jackson	3	Circuit Civil	Condominium	407	-				
Jackson	3	Circuit Civil	Contract and Indebtedness	60,790	231				
Jackson	3	Circuit Civil	Eminent Domain	188	-				
Jackson	3	Circuit Civil	Foreclosure/Real Property	54,336	116				
Jackson	3	Circuit Civil	Liability	1,667	3				
Jackson	3	Circuit Civil	Other Civil/Business Disputes	10,589	10				
Jackson	3	Circuit Civil	Other Civil/General	7,867	56				
Jackson	3	Circuit Civil	Subtotal	162,953	438	6.34	2,776.92	0.050%	\$ 3,141.25
Jackson	3	Circuit Criminal	Felony	26,522	88				
Jackson	3	Circuit Criminal	Subtotal	26,522	88	7.99	703.12	0.013%	\$ 795.63
Jackson	3	County Civil	Civil	108,935	234				
Jackson	3	County Civil	Evictions	17,823	-				
Jackson	3	County Civil	Non-Monetary Civil	2,174	18				
Jackson	3	County Civil	Replevins	630	2				
Jackson	3	County Civil	Small Claims	248,023	291				
Jackson	3	County Civil	Subtotal	377,585	545	5.83	3,177.35	0.058%	\$ 3,594.38
Jackson	3	County Criminal	County Ordinance	7,388	-				
Jackson	3	County Criminal	Criminal Traffic	74,437	101				
Jackson	3	County Criminal	Misdemeanor	36,317	52				
Jackson	3	County Criminal	Municipal Ordinance	3,224	-				
Jackson	3	County Criminal	Subtotal	121,366	153	6.14	939.42	0.017%	\$ 1,062.50
Jackson	3	Domestic Relations/Family	Child Support/UIFSA	28,068	61				
Jackson	3	Domestic Relations/Family	Delinquency	(332)	(1)				
Jackson	3	Domestic Relations/Family	Dependency	1,280	12				
Jackson	3	Domestic Relations/Family	Dissolutions	22,262	74				
Jackson	3	Domestic Relations/Family	Domestic Violence	3,798	7				
Jackson	3	Domestic Relations/Family	Other	19,648	42				
Jackson	3	Domestic Relations/Family	Subtotal	74,724	195	7.09	1,382.55	0.025%	\$ 1,563.75
Jackson	3	Probate/Guardianship	Baker/Substance Abuse	5,079	4				
Jackson	3	Probate/Guardianship	Guardianship	2,252	12				
Jackson	3	Probate/Guardianship	Other Social	2,374	4				
Jackson	3	Probate/Guardianship	Probate	31,298	91				
Jackson	3	Probate/Guardianship	Trust	628	-				
Jackson	3	Probate/Guardianship	Subtotal	41,631	111	6.58	730.38	0.013%	\$ 826.25
Jackson	3	Traffic	Civil Traffic Infraction	353,365	630	1.50	945.00	0.017%	\$ 1,068.75
Jackson	3	Total	Total	1,158,146	2,160		10,654.74	0.193%	\$12,052.50



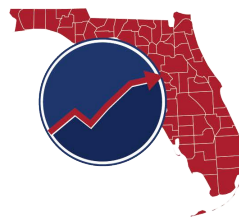
Agenda Item 5a - Attachment 1

County	PG	Division	SRS Case Types	Statewide Pending Cases Above "Normal"	County Share of Statewide Pending Cases Above "Normal"	Statewide WW Avg by Division W/O Non-SRS Cases	Statewide WWM W/O Non-SRS Cases	Percentage of Total WWM W/O Non-SRS Cases	Distribution with Weighting W/O Non-SRS Cases
Levy	3	Circuit Civil	Auto and Other Negligence	27,109	26				
Levy	3	Circuit Civil	Condominium	407	-				
Levy	3	Circuit Civil	Contract and Indebtedness	60,790	28				
Levy	3	Circuit Civil	Eminent Domain	188	-				
Levy	3	Circuit Civil	Foreclosure/Real Property	54,336	77				
Levy	3	Circuit Civil	Liability	1,667	1				
Levy	3	Circuit Civil	Other Civil/Business Disputes	10,589	5				
Levy	3	Circuit Civil	Other Civil/General	7,867	11				
Levy	3	Circuit Civil	Subtotal	162,953	148	6.34	938.32	0.017%	\$ 1,061.25
Levy	3	Circuit Criminal	Felony	26,522	53				
Levy	3	Circuit Criminal	Subtotal	26,522	53	7.99	423.47	0.008%	\$ 478.75
Levy	3	County Civil	Civil	108,935	219				
Levy	3	County Civil	Evictions	17,823	5				
Levy	3	County Civil	Non-Monetary Civil	2,174	11				
Levy	3	County Civil	Replevins	630	1				
Levy	3	County Civil	Small Claims	248,023	271				
Levy	3	County Civil	Subtotal	377,585	507	5.83	2,955.81	0.054%	\$ 3,343.75
Levy	3	County Criminal	County Ordinance	7,388	9				
Levy	3	County Criminal	Criminal Traffic	74,437	140				
Levy	3	County Criminal	Misdemeanor	36,317	90				
Levy	3	County Criminal	Municipal Ordinance	3,224	-				
Levy	3	County Criminal	Subtotal	121,366	239	6.14	1,467.46	0.027%	\$ 1,660.00
Levy	3	Domestic Relations/Family	Child Support/UIFSA	28,068	40				
Levy	3	Domestic Relations/Family	Delinquency	(332)	-				
Levy	3	Domestic Relations/Family	Dependency	1,280	1				
Levy	3	Domestic Relations/Family	Dissolutions	22,262	49				
Levy	3	Domestic Relations/Family	Domestic Violence	3,798	4				
Levy	3	Domestic Relations/Family	Other	19,648	37				
Levy	3	Domestic Relations/Family	Subtotal	74,724	131	7.09	928.79	0.017%	\$ 1,050.63
Levy	3	Probate/Guardianship	Baker/Substance Abuse	5,079	-				
Levy	3	Probate/Guardianship	Guardianship	2,252	13				
Levy	3	Probate/Guardianship	Other Social	2,374	1				
Levy	3	Probate/Guardianship	Probate	31,298	74				
Levy	3	Probate/Guardianship	Trust	628	-				
Levy	3	Probate/Guardianship	Subtotal	41,631	88	6.58	579.04	0.010%	\$ 655.00
Levy	3	Traffic	Civil Traffic Infraction	353,365	423	1.50	634.50	0.011%	\$ 717.50
Levy	3	Total	Total	1,158,146	1,589		7,927.39	0.143%	\$8,966.88



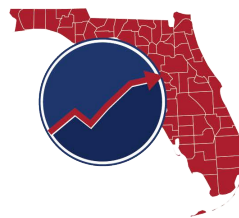
Agenda Item 5a - Attachment 1

County	PG	Division	SRS Case Types	Statewide Pending Cases Above "Normal"	County Share of Statewide Pending Cases Above "Normal"	Statewide WW Avg by Division W/O Non-SRS Cases	Statewide WWM W/O Non-SRS Cases	Percentage of Total WWM W/O Non-SRS Cases	Distribution with Weighting W/O Non-SRS Cases
Madison	3	Circuit Civil	Auto and Other Negligence	27,109	11				
Madison	3	Circuit Civil	Condominium	407	-				
Madison	3	Circuit Civil	Contract and Indebtedness	60,790	10				
Madison	3	Circuit Civil	Eminent Domain	188	-				
Madison	3	Circuit Civil	Foreclosure/Real Property	54,336	41				
Madison	3	Circuit Civil	Liability	1,667	-				
Madison	3	Circuit Civil	Other Civil/Business Disputes	10,589	3				
Madison	3	Circuit Civil	Other Civil/General	7,867	9				
Madison	3	Circuit Civil	Subtotal	162,953	74	6.34	469.16	0.008%	\$ 530.63
Madison	3	Circuit Criminal	Felony	26,522	38				
Madison	3	Circuit Criminal	Subtotal	26,522	38	7.99	303.62	0.006%	\$ 343.75
Madison	3	County Civil	Civil	108,935	100				
Madison	3	County Civil	Evictions	17,823	-				
Madison	3	County Civil	Non-Monetary Civil	2,174	14				
Madison	3	County Civil	Replevins	630	1				
Madison	3	County Civil	Small Claims	248,023	126				
Madison	3	County Civil	Subtotal	377,585	241	5.83	1,405.03	0.025%	\$ 1,589.38
Madison	3	County Criminal	County Ordinance	7,388	-				
Madison	3	County Criminal	Criminal Traffic	74,437	126				
Madison	3	County Criminal	Misdemeanor	36,317	55				
Madison	3	County Criminal	Municipal Ordinance	3,224	-				
Madison	3	County Criminal	Subtotal	121,366	181	6.14	1,111.34	0.020%	\$ 1,256.88
Madison	3	Domestic Relations/Family	Child Support/UIFSA	28,068	36				
Madison	3	Domestic Relations/Family	Delinquency	(332)	-				
Madison	3	Domestic Relations/Family	Dependency	1,280	7				
Madison	3	Domestic Relations/Family	Dissolutions	22,262	18				
Madison	3	Domestic Relations/Family	Domestic Violence	3,798	4				
Madison	3	Domestic Relations/Family	Other	19,648	20				
Madison	3	Domestic Relations/Family	Subtotal	74,724	85	7.09	602.65	0.011%	\$ 681.88
Madison	3	Probate/Guardianship	Baker/Substance Abuse	5,079	7				
Madison	3	Probate/Guardianship	Guardianship	2,252	5				
Madison	3	Probate/Guardianship	Other Social	2,374	5				
Madison	3	Probate/Guardianship	Probate	31,298	40				
Madison	3	Probate/Guardianship	Trust	628	-				
Madison	3	Probate/Guardianship	Subtotal	41,631	57	6.58	375.06	0.007%	\$ 424.38
Madison	3	Traffic	Civil Traffic Infraction	353,365	1,384	1.50	2,076.00	0.038%	\$ 2,348.13
Madison	3	Total	Total	1,158,146	2,060		6,342.86	0.115%	\$7,175.00



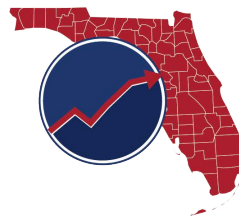
Agenda Item 5a - Attachment 1

County	PG	Division	SRS Case Types	Statewide Pending Cases Above "Normal"	County Share of Statewide Pending Cases Above "Normal"	Statewide WW Avg by Division W/O Non-SRS Cases	Statewide WWM W/O Non-SRS Cases	Percentage of Total WWM W/O Non-SRS Cases	Distribution with Weighting W/O Non-SRS Cases
Okeechobee	3	Circuit Civil	Auto and Other Negligence	27,109	32				
Okeechobee	3	Circuit Civil	Condominium	407	-				
Okeechobee	3	Circuit Civil	Contract and Indebtedness	60,790	59				
Okeechobee	3	Circuit Civil	Eminent Domain	188	-				
Okeechobee	3	Circuit Civil	Foreclosure/Real Property	54,336	198				
Okeechobee	3	Circuit Civil	Liability	1,667	3				
Okeechobee	3	Circuit Civil	Other Civil/Business Disputes	10,589	6				
Okeechobee	3	Circuit Civil	Other Civil/General	7,867	37				
Okeechobee	3	Circuit Civil	Subtotal	162,953	335	6.34	2,123.90	0.038%	\$ 2,402.50
Okeechobee	3	Circuit Criminal	Felony	26,522	109				
Okeechobee	3	Circuit Criminal	Subtotal	26,522	109	7.99	870.91	0.016%	\$ 985.00
Okeechobee	3	County Civil	Civil	108,935	166				
Okeechobee	3	County Civil	Evictions	17,823	12				
Okeechobee	3	County Civil	Non-Monetary Civil	2,174	20				
Okeechobee	3	County Civil	Replevins	630	3				
Okeechobee	3	County Civil	Small Claims	248,023	165				
Okeechobee	3	County Civil	Subtotal	377,585	366	5.83	2,133.78	0.039%	\$ 2,413.75
Okeechobee	3	County Criminal	County Ordinance	7,388	8				
Okeechobee	3	County Criminal	Criminal Traffic	74,437	127				
Okeechobee	3	County Criminal	Misdemeanor	36,317	106				
Okeechobee	3	County Criminal	Municipal Ordinance	3,224	-				
Okeechobee	3	County Criminal	Subtotal	121,366	241	6.14	1,479.74	0.027%	\$ 1,673.75
Okeechobee	3	Domestic Relations/Family	Child Support/UIFSA	28,068	42				
Okeechobee	3	Domestic Relations/Family	Delinquency	(332)	(2)				
Okeechobee	3	Domestic Relations/Family	Dependency	1,280	5				
Okeechobee	3	Domestic Relations/Family	Dissolutions	22,262	43				
Okeechobee	3	Domestic Relations/Family	Domestic Violence	3,798	22				
Okeechobee	3	Domestic Relations/Family	Other	19,648	61				
Okeechobee	3	Domestic Relations/Family	Subtotal	74,724	171	7.09	1,212.39	0.022%	\$ 1,371.25
Okeechobee	3	Probate/Guardianship	Baker/Substance Abuse	5,079	26				
Okeechobee	3	Probate/Guardianship	Guardianship	2,252	4				
Okeechobee	3	Probate/Guardianship	Other Social	2,374	2				
Okeechobee	3	Probate/Guardianship	Probate	31,298	89				
Okeechobee	3	Probate/Guardianship	Trust	628	-				
Okeechobee	3	Probate/Guardianship	Subtotal	41,631	121	6.58	796.18	0.014%	\$ 900.63
Okeechobee	3	Traffic	Civil Traffic Infraction	353,365	319	1.50	478.50	0.009%	\$ 541.25
Okeechobee	3	Total	Total	1,158,146	1,662		9,095.40	0.165%	\$10,288.13



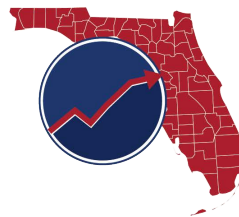
Agenda Item 5a - Attachment 1

County	PG	Division	SRS Case Types	Statewide Pending Cases Above "Normal"	County Share of Statewide Pending Cases Above "Normal"	Statewide WW Avg by Division W/O Non-SRS Cases	Statewide WWM W/O Non-SRS Cases	Percentage of Total WWM W/O Non-SRS Cases	Distribution with Weighting W/O Non-SRS Cases
Suwannee	3	Circuit Civil	Auto and Other Negligence	27,109	31				
Suwannee	3	Circuit Civil	Condominium	407	-				
Suwannee	3	Circuit Civil	Contract and Indebtedness	60,790	39				
Suwannee	3	Circuit Civil	Eminent Domain	188	1				
Suwannee	3	Circuit Civil	Foreclosure/Real Property	54,336	128				
Suwannee	3	Circuit Civil	Liability	1,667	1				
Suwannee	3	Circuit Civil	Other Civil/Business Disputes	10,589	5				
Suwannee	3	Circuit Civil	Other Civil/General	7,867	25				
Suwannee	3	Circuit Civil	Subtotal	162,953	230	6.34	1,458.20	0.026%	\$ 1,649.38
Suwannee	3	Circuit Criminal	Felony	26,522	67				
Suwannee	3	Circuit Criminal	Subtotal	26,522	67	7.99	535.33	0.010%	\$ 605.63
Suwannee	3	County Civil	Civil	108,935	194				
Suwannee	3	County Civil	Evictions	17,823	15				
Suwannee	3	County Civil	Non-Monetary Civil	2,174	29				
Suwannee	3	County Civil	Replevins	630	1				
Suwannee	3	County Civil	Small Claims	248,023	375				
Suwannee	3	County Civil	Subtotal	377,585	614	5.83	3,579.62	0.065%	\$ 4,049.38
Suwannee	3	County Criminal	County Ordinance	7,388	17				
Suwannee	3	County Criminal	Criminal Traffic	74,437	318				
Suwannee	3	County Criminal	Misdemeanor	36,317	137				
Suwannee	3	County Criminal	Municipal Ordinance	3,224	1				
Suwannee	3	County Criminal	Subtotal	121,366	473	6.14	2,904.22	0.053%	\$ 3,285.00
Suwannee	3	Domestic Relations/Family	Child Support/UIFSA	28,068	75				
Suwannee	3	Domestic Relations/Family	Delinquency	(332)	(1)				
Suwannee	3	Domestic Relations/Family	Dependency	1,280	8				
Suwannee	3	Domestic Relations/Family	Dissolutions	22,262	50				
Suwannee	3	Domestic Relations/Family	Domestic Violence	3,798	9				
Suwannee	3	Domestic Relations/Family	Other	19,648	65				
Suwannee	3	Domestic Relations/Family	Subtotal	74,724	206	7.09	1,460.54	0.026%	\$ 1,651.88
Suwannee	3	Probate/Guardianship	Baker/Substance Abuse	5,079	5				
Suwannee	3	Probate/Guardianship	Guardianship	2,252	6				
Suwannee	3	Probate/Guardianship	Other Social	2,374	1				
Suwannee	3	Probate/Guardianship	Probate	31,298	84				
Suwannee	3	Probate/Guardianship	Trust	628	-				
Suwannee	3	Probate/Guardianship	Subtotal	41,631	96	6.58	631.68	0.011%	\$ 714.38
Suwannee	3	Traffic	Civil Traffic Infraction	353,365	580	1.50	870.00	0.016%	\$ 984.38
Suwannee	3	Total	Total	1,158,146	2,266		11,439.59	0.207%	\$12,940.00



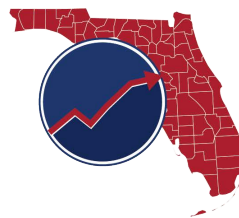
Agenda Item 5a - Attachment 1

County	PG	Division	SRS Case Types	Statewide Pending Cases Above "Normal"	County Share of Statewide Pending Cases Above "Normal"	Statewide WW Avg by Division W/O Non-SRS Cases	Statewide WWM W/O Non-SRS Cases	Percentage of Total WWM W/O Non-SRS Cases	Distribution with Weighting W/O Non-SRS Cases
Wakulla	3	Circuit Civil	Auto and Other Negligence	27,109	22				
Wakulla	3	Circuit Civil	Condominium	407	-				
Wakulla	3	Circuit Civil	Contract and Indebtedness	60,790	68				
Wakulla	3	Circuit Civil	Eminent Domain	188	-				
Wakulla	3	Circuit Civil	Foreclosure/Real Property	54,336	281				
Wakulla	3	Circuit Civil	Liability	1,667	3				
Wakulla	3	Circuit Civil	Other Civil/Business Disputes	10,589	14				
Wakulla	3	Circuit Civil	Other Civil/General	7,867	74				
Wakulla	3	Circuit Civil	Subtotal	162,953	462	6.34	2,929.08	0.053%	\$ 3,313.13
Wakulla	3	Circuit Criminal	Felony	26,522	64				
Wakulla	3	Circuit Criminal	Subtotal	26,522	64	7.99	511.36	0.009%	\$ 578.13
Wakulla	3	County Civil	Civil	108,935	201				
Wakulla	3	County Civil	Evictions	17,823	7				
Wakulla	3	County Civil	Non-Monetary Civil	2,174	2				
Wakulla	3	County Civil	Replevins	630	1				
Wakulla	3	County Civil	Small Claims	248,023	196				
Wakulla	3	County Civil	Subtotal	377,585	407	5.83	2,372.81	0.043%	\$ 2,683.75
Wakulla	3	County Criminal	County Ordinance	7,388	-				
Wakulla	3	County Criminal	Criminal Traffic	74,437	66				
Wakulla	3	County Criminal	Misdemeanor	36,317	55				
Wakulla	3	County Criminal	Municipal Ordinance	3,224	-				
Wakulla	3	County Criminal	Subtotal	121,366	121	6.14	742.94	0.013%	\$ 840.63
Wakulla	3	Domestic Relations/Family	Child Support/UIFSA	28,068	117				
Wakulla	3	Domestic Relations/Family	Delinquency	(332)	-				
Wakulla	3	Domestic Relations/Family	Dependency	1,280	9				
Wakulla	3	Domestic Relations/Family	Dissolutions	22,262	53				
Wakulla	3	Domestic Relations/Family	Domestic Violence	3,798	20				
Wakulla	3	Domestic Relations/Family	Other	19,648	60				
Wakulla	3	Domestic Relations/Family	Subtotal	74,724	259	7.09	1,836.31	0.033%	\$ 2,076.88
Wakulla	3	Probate/Guardianship	Baker/Substance Abuse	5,079	1				
Wakulla	3	Probate/Guardianship	Guardianship	2,252	14				
Wakulla	3	Probate/Guardianship	Other Social	2,374	-				
Wakulla	3	Probate/Guardianship	Probate	31,298	87				
Wakulla	3	Probate/Guardianship	Trust	628	4				
Wakulla	3	Probate/Guardianship	Subtotal	41,631	106	6.58	697.48	0.013%	\$ 788.75
Wakulla	3	Traffic	Civil Traffic Infraction	353,365	266	1.50	399.00	0.007%	\$ 451.25
Wakulla	3	Total	Total	1,158,146	1,685		9,488.98	0.172%	\$10,732.50



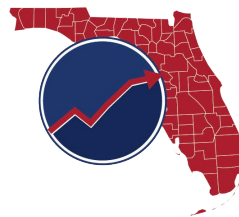
Agenda Item 5a - Attachment 1

County	PG	Division	SRS Case Types	Statewide Pending Cases Above "Normal"	County Share of Statewide Pending Cases Above "Normal"	Statewide WW Avg by Division W/O Non-SRS Cases	Statewide WWM W/O Non-SRS Cases	Percentage of Total WWM W/O Non-SRS Cases	Distribution with Weighting W/O Non-SRS Cases
Citrus	4	Circuit Civil	Auto and Other Negligence	27,109	126				
Citrus	4	Circuit Civil	Condominium	407	-				
Citrus	4	Circuit Civil	Contract and Indebtedness	60,790	118				
Citrus	4	Circuit Civil	Eminent Domain	188	-				
Citrus	4	Circuit Civil	Foreclosure/Real Property	54,336	530				
Citrus	4	Circuit Civil	Liability	1,667	10				
Citrus	4	Circuit Civil	Other Civil/Business Disputes	10,589	15				
Citrus	4	Circuit Civil	Other Civil/General	7,867	40				
Citrus	4	Circuit Civil	Subtotal	162,953	839	6.34	5,319.26	0.096%	\$ 6,016.88
Citrus	4	Circuit Criminal	Felony	26,522	121				
Citrus	4	Circuit Criminal	Subtotal	26,522	121	7.99	966.79	0.018%	\$ 1,093.75
Citrus	4	County Civil	Civil	108,935	478				
Citrus	4	County Civil	Evictions	17,823	72				
Citrus	4	County Civil	Non-Monetary Civil	2,174	20				
Citrus	4	County Civil	Replevins	630	2				
Citrus	4	County Civil	Small Claims	248,023	324				
Citrus	4	County Civil	Subtotal	377,585	896	5.83	5,223.68	0.095%	\$ 5,908.75
Citrus	4	County Criminal	County Ordinance	7,388	5				
Citrus	4	County Criminal	Criminal Traffic	74,437	238				
Citrus	4	County Criminal	Misdemeanor	36,317	164				
Citrus	4	County Criminal	Municipal Ordinance	3,224	1				
Citrus	4	County Criminal	Subtotal	121,366	408	6.14	2,505.12	0.045%	\$ 2,833.75
Citrus	4	Domestic Relations/Family	Child Support/UIFSA	28,068	120				
Citrus	4	Domestic Relations/Family	Delinquency	(332)	(1)				
Citrus	4	Domestic Relations/Family	Dependency	1,280	23				
Citrus	4	Domestic Relations/Family	Dissolutions	22,262	136				
Citrus	4	Domestic Relations/Family	Domestic Violence	3,798	26				
Citrus	4	Domestic Relations/Family	Other	19,648	109				
Citrus	4	Domestic Relations/Family	Subtotal	74,724	413	7.09	2,928.17	0.053%	\$ 3,312.50
Citrus	4	Probate/Guardianship	Baker/Substance Abuse	5,079	4				
Citrus	4	Probate/Guardianship	Guardianship	2,252	10				
Citrus	4	Probate/Guardianship	Other Social	2,374	1				
Citrus	4	Probate/Guardianship	Probate	31,298	381				
Citrus	4	Probate/Guardianship	Trust	628	3				
Citrus	4	Probate/Guardianship	Subtotal	41,631	399	6.58	2,625.42	0.048%	\$ 2,970.00
Citrus	4	Traffic	Civil Traffic Infraction	353,365	671	1.50	1,006.50	0.018%	\$ 1,138.75
Citrus	4	Total	Total	1,158,146	3,747		20,574.94	0.372%	\$23,274.38



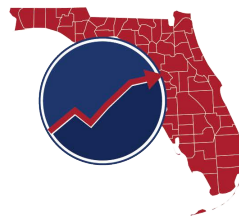
Agenda Item 5a - Attachment 1

County	PG	Division	SRS Case Types	Statewide Pending Cases Above "Normal"	County Share of Statewide Pending Cases Above "Normal"	Statewide WW Avg by Division W/O Non-SRS Cases	Statewide WWM W/O Non-SRS Cases	Percentage of Total WWM W/O Non-SRS Cases	Distribution with Weighting W/O Non-SRS Cases
Columbia	4	Circuit Civil	Auto and Other Negligence	27,109	70				
Columbia	4	Circuit Civil	Condominium	407	-				
Columbia	4	Circuit Civil	Contract and Indebtedness	60,790	42				
Columbia	4	Circuit Civil	Eminent Domain	188	1				
Columbia	4	Circuit Civil	Foreclosure/Real Property	54,336	177				
Columbia	4	Circuit Civil	Liability	1,667	5				
Columbia	4	Circuit Civil	Other Civil/Business Disputes	10,589	-				
Columbia	4	Circuit Civil	Other Civil/General	7,867	31				
Columbia	4	Circuit Civil	Subtotal	162,953	326	6.34	2,066.84	0.037%	\$ 2,338.13
Columbia	4	Circuit Criminal	Felony	26,522	117				
Columbia	4	Circuit Criminal	Subtotal	26,522	117	7.99	934.83	0.017%	\$ 1,057.50
Columbia	4	County Civil	Civil	108,935	277				
Columbia	4	County Civil	Evictions	17,823	65				
Columbia	4	County Civil	Non-Monetary Civil	2,174	65				
Columbia	4	County Civil	Replevins	630	4				
Columbia	4	County Civil	Small Claims	248,023	463				
Columbia	4	County Civil	Subtotal	377,585	874	5.83	5,095.42	0.092%	\$ 5,763.75
Columbia	4	County Criminal	County Ordinance	7,388	17				
Columbia	4	County Criminal	Criminal Traffic	74,437	426				
Columbia	4	County Criminal	Misdemeanor	36,317	149				
Columbia	4	County Criminal	Municipal Ordinance	3,224	-				
Columbia	4	County Criminal	Subtotal	121,366	592	6.14	3,634.88	0.066%	\$ 4,111.88
Columbia	4	Domestic Relations/Family	Child Support/UIFSA	28,068	151				
Columbia	4	Domestic Relations/Family	Delinquency	(332)	(2)				
Columbia	4	Domestic Relations/Family	Dependency	1,280	11				
Columbia	4	Domestic Relations/Family	Dissolutions	22,262	86				
Columbia	4	Domestic Relations/Family	Domestic Violence	3,798	36				
Columbia	4	Domestic Relations/Family	Other	19,648	101				
Columbia	4	Domestic Relations/Family	Subtotal	74,724	383	7.09	2,715.47	0.049%	\$ 3,071.88
Columbia	4	Probate/Guardianship	Baker/Substance Abuse	5,079	57				
Columbia	4	Probate/Guardianship	Guardianship	2,252	12				
Columbia	4	Probate/Guardianship	Other Social	2,374	3				
Columbia	4	Probate/Guardianship	Probate	31,298	106				
Columbia	4	Probate/Guardianship	Trust	628	-				
Columbia	4	Probate/Guardianship	Subtotal	41,631	178	6.58	1,171.24	0.021%	\$ 1,325.00
Columbia	4	Traffic	Civil Traffic Infraction	353,365	824	1.50	1,236.00	0.022%	\$ 1,398.13
Columbia	4	Total	Total	1,158,146	3,294		16,854.68	0.305%	\$19,066.25



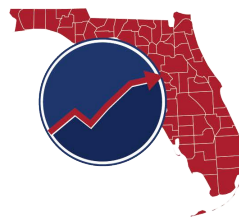
Agenda Item 5a - Attachment 1

County	PG	Division	SRS Case Types	Statewide Pending Cases Above "Normal"	County Share of Statewide Pending Cases Above "Normal"	Statewide WW Avg by Division W/O Non-SRS Cases	Statewide WWM W/O Non-SRS Cases	Percentage of Total WWM W/O Non-SRS Cases	Distribution with Weighting W/O Non-SRS Cases
Flagler	4	Circuit Civil	Auto and Other Negligence	27,109	124				
Flagler	4	Circuit Civil	Condominium	407	2				
Flagler	4	Circuit Civil	Contract and Indebtedness	60,790	224				
Flagler	4	Circuit Civil	Eminent Domain	188	-				
Flagler	4	Circuit Civil	Foreclosure/Real Property	54,336	283				
Flagler	4	Circuit Civil	Liability	1,667	9				
Flagler	4	Circuit Civil	Other Civil/Business Disputes	10,589	24				
Flagler	4	Circuit Civil	Other Civil/General	7,867	29				
Flagler	4	Circuit Civil	Subtotal	162,953	695	6.34	4,406.30	0.080%	\$ 4,984.38
Flagler	4	Circuit Criminal	Felony	26,522	88				
Flagler	4	Circuit Criminal	Subtotal	26,522	88	7.99	703.12	0.013%	\$ 795.63
Flagler	4	County Civil	Civil	108,935	580				
Flagler	4	County Civil	Evictions	17,823	85				
Flagler	4	County Civil	Non-Monetary Civil	2,174	20				
Flagler	4	County Civil	Replevins	630	1				
Flagler	4	County Civil	Small Claims	248,023	627				
Flagler	4	County Civil	Subtotal	377,585	1,313	5.83	7,654.79	0.139%	\$ 8,658.75
Flagler	4	County Criminal	County Ordinance	7,388	53				
Flagler	4	County Criminal	Criminal Traffic	74,437	212				
Flagler	4	County Criminal	Misdemeanor	36,317	136				
Flagler	4	County Criminal	Municipal Ordinance	3,224	1				
Flagler	4	County Criminal	Subtotal	121,366	402	6.14	2,468.28	0.045%	\$ 2,791.88
Flagler	4	Domestic Relations/Family	Child Support/UIFSA	28,068	103				
Flagler	4	Domestic Relations/Family	Delinquency	(332)	(1)				
Flagler	4	Domestic Relations/Family	Dependency	1,280	5				
Flagler	4	Domestic Relations/Family	Dissolutions	22,262	60				
Flagler	4	Domestic Relations/Family	Domestic Violence	3,798	7				
Flagler	4	Domestic Relations/Family	Other	19,648	40				
Flagler	4	Domestic Relations/Family	Subtotal	74,724	214	7.09	1,517.26	0.027%	\$ 1,716.25
Flagler	4	Probate/Guardianship	Baker/Substance Abuse	5,079	-				
Flagler	4	Probate/Guardianship	Guardianship	2,252	10				
Flagler	4	Probate/Guardianship	Other Social	2,374	-				
Flagler	4	Probate/Guardianship	Probate	31,298	254				
Flagler	4	Probate/Guardianship	Trust	628	1				
Flagler	4	Probate/Guardianship	Subtotal	41,631	265	6.58	1,743.70	0.032%	\$ 1,972.50
Flagler	4	Traffic	Civil Traffic Infraction	353,365	517	1.50	775.50	0.014%	\$ 877.50
Flagler	4	Total	Total	1,158,146	3,494		19,268.95	0.349%	\$21,796.88



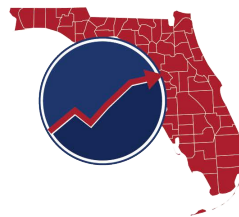
Agenda Item 5a - Attachment 1

County	PG	Division	SRS Case Types	Statewide Pending Cases Above "Normal"	County Share of Statewide Pending Cases Above "Normal"	Statewide WW Avg by Division W/O Non-SRS Cases	Statewide WWM W/O Non-SRS Cases	Percentage of Total WWM W/O Non-SRS Cases	Distribution with Weighting W/O Non-SRS Cases
Highlands	4	Circuit Civil	Auto and Other Negligence	27,109	70				
Highlands	4	Circuit Civil	Condominium	407	-				
Highlands	4	Circuit Civil	Contract and Indebtedness	60,790	90				
Highlands	4	Circuit Civil	Eminent Domain	188	-				
Highlands	4	Circuit Civil	Foreclosure/Real Property	54,336	261				
Highlands	4	Circuit Civil	Liability	1,667	9				
Highlands	4	Circuit Civil	Other Civil/Business Disputes	10,589	17				
Highlands	4	Circuit Civil	Other Civil/General	7,867	25				
Highlands	4	Circuit Civil	Subtotal	162,953	472	6.34	2,992.48	0.054%	\$ 3,385.00
Highlands	4	Circuit Criminal	Felony	26,522	200				
Highlands	4	Circuit Criminal	Subtotal	26,522	200	7.99	1,598.00	0.029%	\$ 1,807.50
Highlands	4	County Civil	Civil	108,935	282				
Highlands	4	County Civil	Evictions	17,823	10				
Highlands	4	County Civil	Non-Monetary Civil	2,174	29				
Highlands	4	County Civil	Replevins	630	2				
Highlands	4	County Civil	Small Claims	248,023	360				
Highlands	4	County Civil	Subtotal	377,585	683	5.83	3,981.89	0.072%	\$ 4,504.38
Highlands	4	County Criminal	County Ordinance	7,388	-				
Highlands	4	County Criminal	Criminal Traffic	74,437	174				
Highlands	4	County Criminal	Misdemeanor	36,317	82				
Highlands	4	County Criminal	Municipal Ordinance	3,224	-				
Highlands	4	County Criminal	Subtotal	121,366	256	6.14	1,571.84	0.028%	\$ 1,778.13
Highlands	4	Domestic Relations/Family	Child Support/UIFSA	28,068	93				
Highlands	4	Domestic Relations/Family	Delinquency	(332)	(2)				
Highlands	4	Domestic Relations/Family	Dependency	1,280	11				
Highlands	4	Domestic Relations/Family	Dissolutions	22,262	95				
Highlands	4	Domestic Relations/Family	Domestic Violence	3,798	9				
Highlands	4	Domestic Relations/Family	Other	19,648	84				
Highlands	4	Domestic Relations/Family	Subtotal	74,724	290	7.09	2,056.10	0.037%	\$ 2,325.63
Highlands	4	Probate/Guardianship	Baker/Substance Abuse	5,079	22				
Highlands	4	Probate/Guardianship	Guardianship	2,252	8				
Highlands	4	Probate/Guardianship	Other Social	2,374	2				
Highlands	4	Probate/Guardianship	Probate	31,298	175				
Highlands	4	Probate/Guardianship	Trust	628	-				
Highlands	4	Probate/Guardianship	Subtotal	41,631	207	6.58	1,362.06	0.025%	\$ 1,540.63
Highlands	4	Traffic	Civil Traffic Infraction	353,365	348	1.50	522.00	0.009%	\$ 590.63
Highlands	4	Total	Total	1,158,146	2,456		14,084.37	0.255%	\$15,931.88



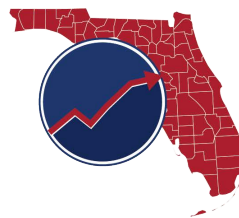
Agenda Item 5a - Attachment 1

County	PG	Division	SRS Case Types	Statewide Pending Cases Above "Normal"	County Share of Statewide Pending Cases Above "Normal"	Statewide WW Avg by Division W/O Non-SRS Cases	Statewide WWM W/O Non-SRS Cases	Percentage of Total WWM W/O Non-SRS Cases	Distribution with Weighting W/O Non-SRS Cases
Indian River	4	Circuit Civil	Auto and Other Negligence	27,109	154				
Indian River	4	Circuit Civil	Condominium	407	-				
Indian River	4	Circuit Civil	Contract and Indebtedness	60,790	218				
Indian River	4	Circuit Civil	Eminent Domain	188	-				
Indian River	4	Circuit Civil	Foreclosure/Real Property	54,336	379				
Indian River	4	Circuit Civil	Liability	1,667	12				
Indian River	4	Circuit Civil	Other Civil/Business Disputes	10,589	27				
Indian River	4	Circuit Civil	Other Civil/General	7,867	35				
Indian River	4	Circuit Civil	Subtotal	162,953	825	6.34	5,230.50	0.095%	\$ 5,916.25
Indian River	4	Circuit Criminal	Felony	26,522	192				
Indian River	4	Circuit Criminal	Subtotal	26,522	192	7.99	1,534.08	0.028%	\$ 1,735.00
Indian River	4	County Civil	Civil	108,935	310				
Indian River	4	County Civil	Evictions	17,823	12				
Indian River	4	County Civil	Non-Monetary Civil	2,174	7				
Indian River	4	County Civil	Replevins	630	2				
Indian River	4	County Civil	Small Claims	248,023	296				
Indian River	4	County Civil	Subtotal	377,585	627	5.83	3,655.41	0.066%	\$ 4,135.00
Indian River	4	County Criminal	County Ordinance	7,388	-				
Indian River	4	County Criminal	Criminal Traffic	74,437	147				
Indian River	4	County Criminal	Misdemeanor	36,317	85				
Indian River	4	County Criminal	Municipal Ordinance	3,224	-				
Indian River	4	County Criminal	Subtotal	121,366	232	6.14	1,424.48	0.026%	\$ 1,611.25
Indian River	4	Domestic Relations/Family	Child Support/UIFSA	28,068	47				
Indian River	4	Domestic Relations/Family	Delinquency	(332)	(1)				
Indian River	4	Domestic Relations/Family	Dependency	1,280	5				
Indian River	4	Domestic Relations/Family	Dissolutions	22,262	74				
Indian River	4	Domestic Relations/Family	Domestic Violence	3,798	2				
Indian River	4	Domestic Relations/Family	Other	19,648	49				
Indian River	4	Domestic Relations/Family	Subtotal	74,724	176	7.09	1,247.84	0.023%	\$ 1,411.25
Indian River	4	Probate/Guardianship	Baker/Substance Abuse	5,079	4				
Indian River	4	Probate/Guardianship	Guardianship	2,252	5				
Indian River	4	Probate/Guardianship	Other Social	2,374	8				
Indian River	4	Probate/Guardianship	Probate	31,298	376				
Indian River	4	Probate/Guardianship	Trust	628	2				
Indian River	4	Probate/Guardianship	Subtotal	41,631	395	6.58	2,599.10	0.047%	\$ 2,940.00
Indian River	4	Traffic	Civil Traffic Infraction	353,365	1,118	1.50	1,677.00	0.030%	\$ 1,896.88
Indian River	4	Total	Total	1,158,146	3,565		17,368.41	0.314%	\$19,645.63



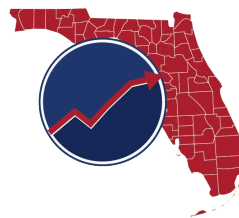
Agenda Item 5a - Attachment 1

County	PG	Division	SRS Case Types	Statewide Pending Cases Above "Normal"	County Share of Statewide Pending Cases Above "Normal"	Statewide WW Avg by Division W/O Non-SRS Cases	Statewide WWM W/O Non-SRS Cases	Percentage of Total WWM W/O Non-SRS Cases	Distribution with Weighting W/O Non-SRS Cases
Nassau	4	Circuit Civil	Auto and Other Negligence	27,109	96				
Nassau	4	Circuit Civil	Condominium	407	-				
Nassau	4	Circuit Civil	Contract and Indebtedness	60,790	126				
Nassau	4	Circuit Civil	Eminent Domain	188	-				
Nassau	4	Circuit Civil	Foreclosure/Real Property	54,336	297				
Nassau	4	Circuit Civil	Liability	1,667	3				
Nassau	4	Circuit Civil	Other Civil/Business Disputes	10,589	10				
Nassau	4	Circuit Civil	Other Civil/General	7,867	35				
Nassau	4	Circuit Civil	Subtotal	162,953	567	6.34	3,594.78	0.065%	\$ 4,066.25
Nassau	4	Circuit Criminal	Felony	26,522	76				
Nassau	4	Circuit Criminal	Subtotal	26,522	76	7.99	607.24	0.011%	\$ 686.88
Nassau	4	County Civil	Civil	108,935	370				
Nassau	4	County Civil	Evictions	17,823	10				
Nassau	4	County Civil	Non-Monetary Civil	2,174	18				
Nassau	4	County Civil	Replevins	630	2				
Nassau	4	County Civil	Small Claims	248,023	453				
Nassau	4	County Civil	Subtotal	377,585	853	5.83	4,972.99	0.090%	\$ 5,625.00
Nassau	4	County Criminal	County Ordinance	7,388	48				
Nassau	4	County Criminal	Criminal Traffic	74,437	355				
Nassau	4	County Criminal	Misdemeanor	36,317	113				
Nassau	4	County Criminal	Municipal Ordinance	3,224	-				
Nassau	4	County Criminal	Subtotal	121,366	516	6.14	3,168.24	0.057%	\$ 3,583.75
Nassau	4	Domestic Relations/Family	Child Support/UIFSA	28,068	142				
Nassau	4	Domestic Relations/Family	Delinquency	(332)	(1)				
Nassau	4	Domestic Relations/Family	Dependency	1,280	6				
Nassau	4	Domestic Relations/Family	Dissolutions	22,262	134				
Nassau	4	Domestic Relations/Family	Domestic Violence	3,798	54				
Nassau	4	Domestic Relations/Family	Other	19,648	123				
Nassau	4	Domestic Relations/Family	Subtotal	74,724	458	7.09	3,247.22	0.059%	\$ 3,673.13
Nassau	4	Probate/Guardianship	Baker/Substance Abuse	5,079	14				
Nassau	4	Probate/Guardianship	Guardianship	2,252	20				
Nassau	4	Probate/Guardianship	Other Social	2,374	2				
Nassau	4	Probate/Guardianship	Probate	31,298	174				
Nassau	4	Probate/Guardianship	Trust	628	-				
Nassau	4	Probate/Guardianship	Subtotal	41,631	210	6.58	1,381.80	0.025%	\$ 1,563.13
Nassau	4	Traffic	Civil Traffic Infraction	353,365	711	1.50	1,066.50	0.019%	\$ 1,206.25
Nassau	4	Total	Total	1,158,146	3,391		18,038.77	0.326%	\$20,404.38



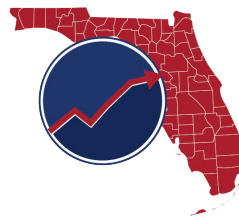
Agenda Item 5a - Attachment 1

County	PG	Division	SRS Case Types	Statewide Pending Cases Above "Normal"	County Share of Statewide Pending Cases Above "Normal"	Statewide WW Avg by Division W/O Non-SRS Cases	Statewide WWM W/O Non-SRS Cases	Percentage of Total WWM W/O Non-SRS Cases	Distribution with Weighting W/O Non-SRS Cases
Putnam	4	Circuit Civil	Auto and Other Negligence	27,109	66				
Putnam	4	Circuit Civil	Condominium	407	-				
Putnam	4	Circuit Civil	Contract and Indebtedness	60,790	64				
Putnam	4	Circuit Civil	Eminent Domain	188	1				
Putnam	4	Circuit Civil	Foreclosure/Real Property	54,336	413				
Putnam	4	Circuit Civil	Liability	1,667	1				
Putnam	4	Circuit Civil	Other Civil/Business Disputes	10,589	3				
Putnam	4	Circuit Civil	Other Civil/General	7,867	22				
Putnam	4	Circuit Civil	Subtotal	162,953	570	6.34	3,613.80	0.065%	\$ 4,087.50
Putnam	4	Circuit Criminal	Felony	26,522	138				
Putnam	4	Circuit Criminal	Subtotal	26,522	138	7.99	1,102.62	0.020%	\$ 1,247.50
Putnam	4	County Civil	Civil	108,935	308				
Putnam	4	County Civil	Evictions	17,823	27				
Putnam	4	County Civil	Non-Monetary Civil	2,174	22				
Putnam	4	County Civil	Replevins	630	2				
Putnam	4	County Civil	Small Claims	248,023	423				
Putnam	4	County Civil	Subtotal	377,585	782	5.83	4,559.06	0.083%	\$ 5,156.88
Putnam	4	County Criminal	County Ordinance	7,388	1				
Putnam	4	County Criminal	Criminal Traffic	74,437	122				
Putnam	4	County Criminal	Misdemeanor	36,317	164				
Putnam	4	County Criminal	Municipal Ordinance	3,224	6				
Putnam	4	County Criminal	Subtotal	121,366	293	6.14	1,799.02	0.033%	\$ 2,035.00
Putnam	4	Domestic Relations/Family	Child Support/UIFSA	28,068	59				
Putnam	4	Domestic Relations/Family	Delinquency	(332)	(4)				
Putnam	4	Domestic Relations/Family	Dependency	1,280	32				
Putnam	4	Domestic Relations/Family	Dissolutions	22,262	61				
Putnam	4	Domestic Relations/Family	Domestic Violence	3,798	9				
Putnam	4	Domestic Relations/Family	Other	19,648	47				
Putnam	4	Domestic Relations/Family	Subtotal	74,724	204	7.09	1,446.36	0.026%	\$ 1,636.25
Putnam	4	Probate/Guardianship	Baker/Substance Abuse	5,079	11				
Putnam	4	Probate/Guardianship	Guardianship	2,252	10				
Putnam	4	Probate/Guardianship	Other Social	2,374	3				
Putnam	4	Probate/Guardianship	Probate	31,298	146				
Putnam	4	Probate/Guardianship	Trust	628	1				
Putnam	4	Probate/Guardianship	Subtotal	41,631	171	6.58	1,125.18	0.020%	\$ 1,272.50
Putnam	4	Traffic	Civil Traffic Infraction	353,365	793	1.50	1,189.50	0.022%	\$ 1,345.63
Putnam	4	Total	Total	1,158,146	2,951		14,835.54	0.269%	\$16,781.25



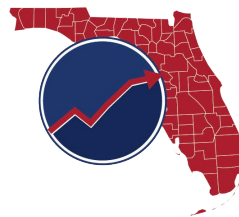
Agenda Item 5a - Attachment 1

County	PG	Division	SRS Case Types	Statewide Pending Cases Above "Normal"	County Share of Statewide Pending Cases Above "Normal"	Statewide WW Avg by Division W/O Non-SRS Cases	Statewide WWM W/O Non-SRS Cases	Percentage of Total WWM W/O Non-SRS Cases	Distribution with Weighting W/O Non-SRS Cases
Sumter	4	Circuit Civil	Auto and Other Negligence	27,109	107				
Sumter	4	Circuit Civil	Condominium	407	-				
Sumter	4	Circuit Civil	Contract and Indebtedness	60,790	146				
Sumter	4	Circuit Civil	Eminent Domain	188	4				
Sumter	4	Circuit Civil	Foreclosure/Real Property	54,336	249				
Sumter	4	Circuit Civil	Liability	1,667	6				
Sumter	4	Circuit Civil	Other Civil/Business Disputes	10,589	47				
Sumter	4	Circuit Civil	Other Civil/General	7,867	12				
Sumter	4	Circuit Civil	Subtotal	162,953	571	6.34	3,620.14	0.066%	\$ 4,095.00
Sumter	4	Circuit Criminal	Felony	26,522	184				
Sumter	4	Circuit Criminal	Subtotal	26,522	184	7.99	1,470.16	0.027%	\$ 1,663.13
Sumter	4	County Civil	Civil	108,935	409				
Sumter	4	County Civil	Evictions	17,823	40				
Sumter	4	County Civil	Non-Monetary Civil	2,174	16				
Sumter	4	County Civil	Replevins	630	2				
Sumter	4	County Civil	Small Claims	248,023	251				
Sumter	4	County Civil	Subtotal	377,585	718	5.83	4,185.94	0.076%	\$ 4,735.00
Sumter	4	County Criminal	County Ordinance	7,388	5				
Sumter	4	County Criminal	Criminal Traffic	74,437	225				
Sumter	4	County Criminal	Misdemeanor	36,317	138				
Sumter	4	County Criminal	Municipal Ordinance	3,224	-				
Sumter	4	County Criminal	Subtotal	121,366	368	6.14	2,259.52	0.041%	\$ 2,555.63
Sumter	4	Domestic Relations/Family	Child Support/UIFSA	28,068	48				
Sumter	4	Domestic Relations/Family	Delinquency	(332)	-				
Sumter	4	Domestic Relations/Family	Dependency	1,280	1				
Sumter	4	Domestic Relations/Family	Dissolutions	22,262	55				
Sumter	4	Domestic Relations/Family	Domestic Violence	3,798	4				
Sumter	4	Domestic Relations/Family	Other	19,648	43				
Sumter	4	Domestic Relations/Family	Subtotal	74,724	151	7.09	1,070.59	0.019%	\$ 1,211.25
Sumter	4	Probate/Guardianship	Baker/Substance Abuse	5,079	1				
Sumter	4	Probate/Guardianship	Guardianship	2,252	12				
Sumter	4	Probate/Guardianship	Other Social	2,374	3				
Sumter	4	Probate/Guardianship	Probate	31,298	229				
Sumter	4	Probate/Guardianship	Trust	628	1				
Sumter	4	Probate/Guardianship	Subtotal	41,631	246	6.58	1,618.68	0.029%	\$ 1,831.25
Sumter	4	Traffic	Civil Traffic Infraction	353,365	1,041	1.50	1,561.50	0.028%	\$ 1,766.25
Sumter	4	Total	Total	1,158,146	3,279		15,786.53	0.286%	\$17,857.50



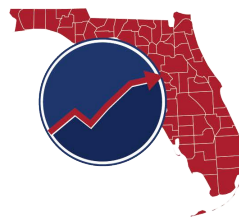
Agenda Item 5a - Attachment 1

County	PG	Division	SRS Case Types	Statewide Pending Cases Above "Normal"	County Share of Statewide Pending Cases Above "Normal"	Statewide WW Avg by Division W/O Non-SRS Cases	Statewide WWM W/O Non-SRS Cases	Percentage of Total WWM W/O Non-SRS Cases	Distribution with Weighting W/O Non-SRS Cases
Walton	4	Circuit Civil	Auto and Other Negligence	27,109	57				
Walton	4	Circuit Civil	Condominium	407	3				
Walton	4	Circuit Civil	Contract and Indebtedness	60,790	159				
Walton	4	Circuit Civil	Eminent Domain	188	1				
Walton	4	Circuit Civil	Foreclosure/Real Property	54,336	295				
Walton	4	Circuit Civil	Liability	1,667	11				
Walton	4	Circuit Civil	Other Civil/Business Disputes	10,589	19				
Walton	4	Circuit Civil	Other Civil/General	7,867	64				
Walton	4	Circuit Civil	Subtotal	162,953	609	6.34	3,861.06	0.070%	\$ 4,367.50
Walton	4	Circuit Criminal	Felony	26,522	145				
Walton	4	Circuit Criminal	Subtotal	26,522	145	7.99	1,158.55	0.021%	\$ 1,310.63
Walton	4	County Civil	Civil	108,935	286				
Walton	4	County Civil	Evictions	17,823	10				
Walton	4	County Civil	Non-Monetary Civil	2,174	20				
Walton	4	County Civil	Replevins	630	3				
Walton	4	County Civil	Small Claims	248,023	296				
Walton	4	County Civil	Subtotal	377,585	615	5.83	3,585.45	0.065%	\$ 4,055.63
Walton	4	County Criminal	County Ordinance	7,388	130				
Walton	4	County Criminal	Criminal Traffic	74,437	209				
Walton	4	County Criminal	Misdemeanor	36,317	175				
Walton	4	County Criminal	Municipal Ordinance	3,224	5				
Walton	4	County Criminal	Subtotal	121,366	519	6.14	3,186.66	0.058%	\$ 3,604.38
Walton	4	Domestic Relations/Family	Child Support/UIFSA	28,068	109				
Walton	4	Domestic Relations/Family	Delinquency	(332)	(2)				
Walton	4	Domestic Relations/Family	Dependency	1,280	12				
Walton	4	Domestic Relations/Family	Dissolutions	22,262	114				
Walton	4	Domestic Relations/Family	Domestic Violence	3,798	19				
Walton	4	Domestic Relations/Family	Other	19,648	77				
Walton	4	Domestic Relations/Family	Subtotal	74,724	329	7.09	2,332.61	0.042%	\$ 2,638.75
Walton	4	Probate/Guardianship	Baker/Substance Abuse	5,079	2				
Walton	4	Probate/Guardianship	Guardianship	2,252	11				
Walton	4	Probate/Guardianship	Other Social	2,374	3				
Walton	4	Probate/Guardianship	Probate	31,298	123				
Walton	4	Probate/Guardianship	Trust	628	-				
Walton	4	Probate/Guardianship	Subtotal	41,631	139	6.58	914.62	0.017%	\$ 1,034.38
Walton	4	Traffic	Civil Traffic Infraction	353,365	388	1.50	582.00	0.011%	\$ 658.13
Walton	4	Total	Total	1,158,146	2,744		15,620.95	0.283%	\$17,669.38



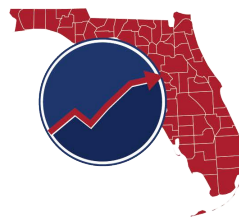
Agenda Item 5a - Attachment 1

County	PG	Division	SRS Case Types	Statewide Pending Cases Above "Normal"	County Share of Statewide Pending Cases Above "Normal"	Statewide WW Avg by Division W/O Non-SRS Cases	Statewide WWM W/O Non-SRS Cases	Percentage of Total WWM W/O Non-SRS Cases	Distribution with Weighting W/O Non-SRS Cases
Alachua	5	Circuit Civil	Auto and Other Negligence	27,109	257				
Alachua	5	Circuit Civil	Condominium	407	1				
Alachua	5	Circuit Civil	Contract and Indebtedness	60,790	152				
Alachua	5	Circuit Civil	Eminent Domain	188	2				
Alachua	5	Circuit Civil	Foreclosure/Real Property	54,336	310				
Alachua	5	Circuit Civil	Liability	1,667	18				
Alachua	5	Circuit Civil	Other Civil/Business Disputes	10,589	19				
Alachua	5	Circuit Civil	Other Civil/General	7,867	36				
Alachua	5	Circuit Civil	Subtotal	162,953	795	6.34	5,040.30	0.091%	\$ 5,701.25
Alachua	5	Circuit Criminal	Felony	26,522	312				
Alachua	5	Circuit Criminal	Subtotal	26,522	312	7.99	2,492.88	0.045%	\$ 2,820.00
Alachua	5	County Civil	Civil	108,935	643				
Alachua	5	County Civil	Evictions	17,823	32				
Alachua	5	County Civil	Non-Monetary Civil	2,174	38				
Alachua	5	County Civil	Replevins	630	5				
Alachua	5	County Civil	Small Claims	248,023	581				
Alachua	5	County Civil	Subtotal	377,585	1,299	5.83	7,573.17	0.137%	\$ 8,566.25
Alachua	5	County Criminal	County Ordinance	7,388	1				
Alachua	5	County Criminal	Criminal Traffic	74,437	564				
Alachua	5	County Criminal	Misdemeanor	36,317	402				
Alachua	5	County Criminal	Municipal Ordinance	3,224	1				
Alachua	5	County Criminal	Subtotal	121,366	968	6.14	5,943.52	0.108%	\$ 6,723.13
Alachua	5	Domestic Relations/Family	Child Support/UIFSA	28,068	100				
Alachua	5	Domestic Relations/Family	Delinquency	(332)	(5)				
Alachua	5	Domestic Relations/Family	Dependency	1,280	25				
Alachua	5	Domestic Relations/Family	Dissolutions	22,262	164				
Alachua	5	Domestic Relations/Family	Domestic Violence	3,798	9				
Alachua	5	Domestic Relations/Family	Other	19,648	147				
Alachua	5	Domestic Relations/Family	Subtotal	74,724	440	7.09	3,119.60	0.056%	\$ 3,528.75
Alachua	5	Probate/Guardianship	Baker/Substance Abuse	5,079	23				
Alachua	5	Probate/Guardianship	Guardianship	2,252	25				
Alachua	5	Probate/Guardianship	Other Social	2,374	14				
Alachua	5	Probate/Guardianship	Probate	31,298	354				
Alachua	5	Probate/Guardianship	Trust	628	1				
Alachua	5	Probate/Guardianship	Subtotal	41,631	417	6.58	2,743.86	0.050%	\$ 3,103.75
Alachua	5	Traffic	Civil Traffic Infraction	353,365	4,239	1.50	6,358.50	0.115%	\$ 7,192.50
Alachua	5	Total	Total	1,158,146	8,470		33,271.83	0.602%	\$37,635.63



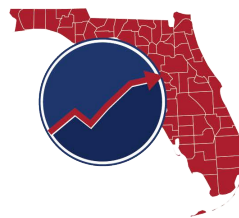
Agenda Item 5a - Attachment 1

County	PG	Division	SRS Case Types	Statewide Pending Cases Above "Normal"	County Share of Statewide Pending Cases Above "Normal"	Statewide WW Avg by Division W/O Non-SRS Cases	Statewide WWM W/O Non-SRS Cases	Percentage of Total WWM W/O Non-SRS Cases	Distribution with Weighting W/O Non-SRS Cases
Charlotte	5	Circuit Civil	Auto and Other Negligence	27,109	155				
Charlotte	5	Circuit Civil	Condominium	407	1				
Charlotte	5	Circuit Civil	Contract and Indebtedness	60,790	272				
Charlotte	5	Circuit Civil	Eminent Domain	188	1				
Charlotte	5	Circuit Civil	Foreclosure/Real Property	54,336	387				
Charlotte	5	Circuit Civil	Liability	1,667	12				
Charlotte	5	Circuit Civil	Other Civil/Business Disputes	10,589	61				
Charlotte	5	Circuit Civil	Other Civil/General	7,867	37				
Charlotte	5	Circuit Civil	Subtotal	162,953	926	6.34	5,870.84	0.106%	\$ 6,640.63
Charlotte	5	Circuit Criminal	Felony	26,522	177				
Charlotte	5	Circuit Criminal	Subtotal	26,522	177	7.99	1,414.23	0.026%	\$ 1,600.00
Charlotte	5	County Civil	Civil	108,935	718				
Charlotte	5	County Civil	Evictions	17,823	-				
Charlotte	5	County Civil	Non-Monetary Civil	2,174	14				
Charlotte	5	County Civil	Replevins	630	3				
Charlotte	5	County Civil	Small Claims	248,023	791				
Charlotte	5	County Civil	Subtotal	377,585	1,526	5.83	8,896.58	0.161%	\$ 10,063.13
Charlotte	5	County Criminal	County Ordinance	7,388	117				
Charlotte	5	County Criminal	Criminal Traffic	74,437	391				
Charlotte	5	County Criminal	Misdemeanor	36,317	193				
Charlotte	5	County Criminal	Municipal Ordinance	3,224	-				
Charlotte	5	County Criminal	Subtotal	121,366	701	6.14	4,304.14	0.078%	\$ 4,868.75
Charlotte	5	Domestic Relations/Family	Child Support/UIFSA	28,068	40				
Charlotte	5	Domestic Relations/Family	Delinquency	(332)	(1)				
Charlotte	5	Domestic Relations/Family	Dependency	1,280	17				
Charlotte	5	Domestic Relations/Family	Dissolutions	22,262	123				
Charlotte	5	Domestic Relations/Family	Domestic Violence	3,798	6				
Charlotte	5	Domestic Relations/Family	Other	19,648	110				
Charlotte	5	Domestic Relations/Family	Subtotal	74,724	295	7.09	2,091.55	0.038%	\$ 2,365.63
Charlotte	5	Probate/Guardianship	Baker/Substance Abuse	5,079	237				
Charlotte	5	Probate/Guardianship	Guardianship	2,252	26				
Charlotte	5	Probate/Guardianship	Other Social	2,374	2				
Charlotte	5	Probate/Guardianship	Probate	31,298	415				
Charlotte	5	Probate/Guardianship	Trust	628	1				
Charlotte	5	Probate/Guardianship	Subtotal	41,631	681	6.58	4,480.98	0.081%	\$ 5,068.75
Charlotte	5	Traffic	Civil Traffic Infraction	353,365	938	1.50	1,407.00	0.025%	\$ 1,591.25
Charlotte	5	Total	Total	1,158,146	5,244		28,465.32	0.515%	\$32,198.13



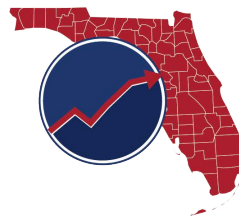
Agenda Item 5a - Attachment 1

County	PG	Division	SRS Case Types	Statewide Pending Cases Above "Normal"	County Share of Statewide Pending Cases Above "Normal"	Statewide WW Avg by Division W/O Non-SRS Cases	Statewide WWM W/O Non-SRS Cases	Percentage of Total WWM W/O Non-SRS Cases	Distribution with Weighting W/O Non-SRS Cases
Clay	5	Circuit Civil	Auto and Other Negligence	27,109	172				
Clay	5	Circuit Civil	Condominium	407	-				
Clay	5	Circuit Civil	Contract and Indebtedness	60,790	182				
Clay	5	Circuit Civil	Eminent Domain	188	1				
Clay	5	Circuit Civil	Foreclosure/Real Property	54,336	450				
Clay	5	Circuit Civil	Liability	1,667	6				
Clay	5	Circuit Civil	Other Civil/Business Disputes	10,589	18				
Clay	5	Circuit Civil	Other Civil/General	7,867	55				
Clay	5	Circuit Civil	Subtotal	162,953	884	6.34	5,604.56	0.101%	\$ 6,339.38
Clay	5	Circuit Criminal	Felony	26,522	142				
Clay	5	Circuit Criminal	Subtotal	26,522	142	7.99	1,134.58	0.021%	\$ 1,283.13
Clay	5	County Civil	Civil	108,935	727				
Clay	5	County Civil	Evictions	17,823	65				
Clay	5	County Civil	Non-Monetary Civil	2,174	13				
Clay	5	County Civil	Replevins	630	6				
Clay	5	County Civil	Small Claims	248,023	921				
Clay	5	County Civil	Subtotal	377,585	1,732	5.83	10,097.56	0.183%	\$ 11,421.88
Clay	5	County Criminal	County Ordinance	7,388	54				
Clay	5	County Criminal	Criminal Traffic	74,437	383				
Clay	5	County Criminal	Misdemeanor	36,317	138				
Clay	5	County Criminal	Municipal Ordinance	3,224	-				
Clay	5	County Criminal	Subtotal	121,366	575	6.14	3,530.50	0.064%	\$ 3,993.75
Clay	5	Domestic Relations/Family	Child Support/UIFSA	28,068	232				
Clay	5	Domestic Relations/Family	Delinquency	(332)	(1)				
Clay	5	Domestic Relations/Family	Dependency	1,280	1				
Clay	5	Domestic Relations/Family	Dissolutions	22,262	136				
Clay	5	Domestic Relations/Family	Domestic Violence	3,798	7				
Clay	5	Domestic Relations/Family	Other	19,648	148				
Clay	5	Domestic Relations/Family	Subtotal	74,724	523	7.09	3,708.07	0.067%	\$ 4,194.38
Clay	5	Probate/Guardianship	Baker/Substance Abuse	5,079	33				
Clay	5	Probate/Guardianship	Guardianship	2,252	50				
Clay	5	Probate/Guardianship	Other Social	2,374	4				
Clay	5	Probate/Guardianship	Probate	31,298	199				
Clay	5	Probate/Guardianship	Trust	628	1				
Clay	5	Probate/Guardianship	Subtotal	41,631	287	6.58	1,888.46	0.034%	\$ 2,136.25
Clay	5	Traffic	Civil Traffic Infraction	353,365	2,752	1.50	4,128.00	0.075%	\$ 4,669.38
Clay	5	Total	Total	1,158,146	6,895		30,091.73	0.545%	\$34,038.13



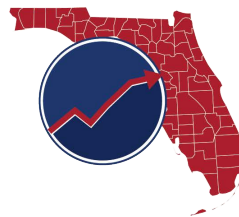
Agenda Item 5a - Attachment 1

County	PG	Division	SRS Case Types	Statewide Pending Cases Above "Normal"	County Share of Statewide Pending Cases Above "Normal"	Statewide WW Avg by Division W/O Non-SRS Cases	Statewide WWM W/O Non-SRS Cases	Percentage of Total WWM W/O Non-SRS Cases	Distribution with Weighting W/O Non-SRS Cases
Hernando	5	Circuit Civil	Auto and Other Negligence	27,109	180				
Hernando	5	Circuit Civil	Condominium	407	1				
Hernando	5	Circuit Civil	Contract and Indebtedness	60,790	240				
Hernando	5	Circuit Civil	Eminent Domain	188	-				
Hernando	5	Circuit Civil	Foreclosure/Real Property	54,336	581				
Hernando	5	Circuit Civil	Liability	1,667	13				
Hernando	5	Circuit Civil	Other Civil/Business Disputes	10,589	22				
Hernando	5	Circuit Civil	Other Civil/General	7,867	54				
Hernando	5	Circuit Civil	Subtotal	162,953	1,091	6.34	6,916.94	0.125%	\$ 7,824.38
Hernando	5	Circuit Criminal	Felony	26,522	246				
Hernando	5	Circuit Criminal	Subtotal	26,522	246	7.99	1,965.54	0.036%	\$ 2,223.13
Hernando	5	County Civil	Civil	108,935	876				
Hernando	5	County Civil	Evictions	17,823	152				
Hernando	5	County Civil	Non-Monetary Civil	2,174	25				
Hernando	5	County Civil	Replevins	630	3				
Hernando	5	County Civil	Small Claims	248,023	1,014				
Hernando	5	County Civil	Subtotal	377,585	2,070	5.83	12,068.10	0.218%	\$ 13,650.63
Hernando	5	County Criminal	County Ordinance	7,388	-				
Hernando	5	County Criminal	Criminal Traffic	74,437	293				
Hernando	5	County Criminal	Misdemeanor	36,317	225				
Hernando	5	County Criminal	Municipal Ordinance	3,224	-				
Hernando	5	County Criminal	Subtotal	121,366	518	6.14	3,180.52	0.058%	\$ 3,597.50
Hernando	5	Domestic Relations/Family	Child Support/UIFSA	28,068	134				
Hernando	5	Domestic Relations/Family	Delinquency	(332)	(1)				
Hernando	5	Domestic Relations/Family	Dependency	1,280	28				
Hernando	5	Domestic Relations/Family	Dissolutions	22,262	158				
Hernando	5	Domestic Relations/Family	Domestic Violence	3,798	18				
Hernando	5	Domestic Relations/Family	Other	19,648	146				
Hernando	5	Domestic Relations/Family	Subtotal	74,724	483	7.09	3,424.47	0.062%	\$ 3,873.75
Hernando	5	Probate/Guardianship	Baker/Substance Abuse	5,079	44				
Hernando	5	Probate/Guardianship	Guardianship	2,252	16				
Hernando	5	Probate/Guardianship	Other Social	2,374	9				
Hernando	5	Probate/Guardianship	Probate	31,298	276				
Hernando	5	Probate/Guardianship	Trust	628	-				
Hernando	5	Probate/Guardianship	Subtotal	41,631	345	6.58	2,270.10	0.041%	\$ 2,568.13
Hernando	5	Traffic	Civil Traffic Infraction	353,365	1,029	1.50	1,543.50	0.028%	\$ 1,746.25
Hernando	5	Total	Total	1,158,146	5,782		31,369.17	0.568%	\$35,483.75



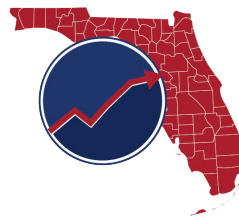
Agenda Item 5a - Attachment 1

County	PG	Division	SRS Case Types	Statewide Pending Cases Above "Normal"	County Share of Statewide Pending Cases Above "Normal"	Statewide WW Avg by Division W/O Non-SRS Cases	Statewide WWM W/O Non-SRS Cases	Percentage of Total WWM W/O Non-SRS Cases	Distribution with Weighting W/O Non-SRS Cases
Martin	5	Circuit Civil	Auto and Other Negligence	27,109	144				
Martin	5	Circuit Civil	Condominium	407	1				
Martin	5	Circuit Civil	Contract and Indebtedness	60,790	420				
Martin	5	Circuit Civil	Eminent Domain	188	-				
Martin	5	Circuit Civil	Foreclosure/Real Property	54,336	306				
Martin	5	Circuit Civil	Liability	1,667	16				
Martin	5	Circuit Civil	Other Civil/Business Disputes	10,589	109				
Martin	5	Circuit Civil	Other Civil/General	7,867	154				
Martin	5	Circuit Civil	Subtotal	162,953	1,150	6.34	7,291.00	0.132%	\$ 8,247.50
Martin	5	Circuit Criminal	Felony	26,522	166				
Martin	5	Circuit Criminal	Subtotal	26,522	166	7.99	1,326.34	0.024%	\$ 1,500.00
Martin	5	County Civil	Civil	108,935	604				
Martin	5	County Civil	Evictions	17,823	47				
Martin	5	County Civil	Non-Monetary Civil	2,174	16				
Martin	5	County Civil	Replevins	630	3				
Martin	5	County Civil	Small Claims	248,023	490				
Martin	5	County Civil	Subtotal	377,585	1,160	5.83	6,762.80	0.122%	\$ 7,650.00
Martin	5	County Criminal	County Ordinance	7,388	12				
Martin	5	County Criminal	Criminal Traffic	74,437	363				
Martin	5	County Criminal	Misdemeanor	36,317	185				
Martin	5	County Criminal	Municipal Ordinance	3,224	-				
Martin	5	County Criminal	Subtotal	121,366	560	6.14	3,438.40	0.062%	\$ 3,889.38
Martin	5	Domestic Relations/Family	Child Support/UIFSA	28,068	65				
Martin	5	Domestic Relations/Family	Delinquency	(332)	(1)				
Martin	5	Domestic Relations/Family	Dependency	1,280	7				
Martin	5	Domestic Relations/Family	Dissolutions	22,262	136				
Martin	5	Domestic Relations/Family	Domestic Violence	3,798	3				
Martin	5	Domestic Relations/Family	Other	19,648	78				
Martin	5	Domestic Relations/Family	Subtotal	74,724	288	7.09	2,041.92	0.037%	\$ 2,310.00
Martin	5	Probate/Guardianship	Baker/Substance Abuse	5,079	4				
Martin	5	Probate/Guardianship	Guardianship	2,252	11				
Martin	5	Probate/Guardianship	Other Social	2,374	9				
Martin	5	Probate/Guardianship	Probate	31,298	392				
Martin	5	Probate/Guardianship	Trust	628	65				
Martin	5	Probate/Guardianship	Subtotal	41,631	481	6.58	3,164.98	0.057%	\$ 3,580.00
Martin	5	Traffic	Civil Traffic Infraction	353,365	1,122	1.50	1,683.00	0.030%	\$ 1,903.75
Martin	5	Total	Total	1,158,146	4,927		25,708.44	0.465%	\$29,080.63



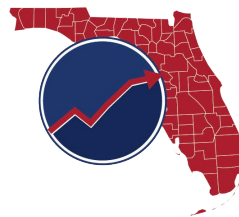
Agenda Item 5a - Attachment 1

County	PG	Division	SRS Case Types	Statewide Pending Cases Above "Normal"	County Share of Statewide Pending Cases Above "Normal"	Statewide WW Avg by Division W/O Non-SRS Cases	Statewide WWM W/O Non-SRS Cases	Percentage of Total WWM W/O Non-SRS Cases	Distribution with Weighting W/O Non-SRS Cases
Monroe	5	Circuit Civil	Auto and Other Negligence	27,109	153				
Monroe	5	Circuit Civil	Condominium	407	4				
Monroe	5	Circuit Civil	Contract and Indebtedness	60,790	320				
Monroe	5	Circuit Civil	Eminent Domain	188	1				
Monroe	5	Circuit Civil	Foreclosure/Real Property	54,336	358				
Monroe	5	Circuit Civil	Liability	1,667	9				
Monroe	5	Circuit Civil	Other Civil/Business Disputes	10,589	59				
Monroe	5	Circuit Civil	Other Civil/General	7,867	103				
Monroe	5	Circuit Civil	Subtotal	162,953	1,007	6.34	6,384.38	0.116%	\$ 7,221.88
Monroe	5	Circuit Criminal	Felony	26,522	368				
Monroe	5	Circuit Criminal	Subtotal	26,522	368	7.99	2,940.32	0.053%	\$ 3,326.25
Monroe	5	County Civil	Civil	108,935	348				
Monroe	5	County Civil	Evictions	17,823	15				
Monroe	5	County Civil	Non-Monetary Civil	2,174	2				
Monroe	5	County Civil	Replevins	630	2				
Monroe	5	County Civil	Small Claims	248,023	190				
Monroe	5	County Civil	Subtotal	377,585	557	5.83	3,247.31	0.059%	\$ 3,673.13
Monroe	5	County Criminal	County Ordinance	7,388	14				
Monroe	5	County Criminal	Criminal Traffic	74,437	493				
Monroe	5	County Criminal	Misdemeanor	36,317	811				
Monroe	5	County Criminal	Municipal Ordinance	3,224	33				
Monroe	5	County Criminal	Subtotal	121,366	1,351	6.14	8,295.14	0.150%	\$ 9,383.13
Monroe	5	Domestic Relations/Family	Child Support/UIFSA	28,068	44				
Monroe	5	Domestic Relations/Family	Delinquency	(332)	-				
Monroe	5	Domestic Relations/Family	Dependency	1,280	-				
Monroe	5	Domestic Relations/Family	Dissolutions	22,262	96				
Monroe	5	Domestic Relations/Family	Domestic Violence	3,798	18				
Monroe	5	Domestic Relations/Family	Other	19,648	57				
Monroe	5	Domestic Relations/Family	Subtotal	74,724	215	7.09	1,524.35	0.028%	\$ 1,724.38
Monroe	5	Probate/Guardianship	Baker/Substance Abuse	5,079	4				
Monroe	5	Probate/Guardianship	Guardianship	2,252	16				
Monroe	5	Probate/Guardianship	Other Social	2,374	2				
Monroe	5	Probate/Guardianship	Probate	31,298	190				
Monroe	5	Probate/Guardianship	Trust	628	-				
Monroe	5	Probate/Guardianship	Subtotal	41,631	212	6.58	1,394.96	0.025%	\$ 1,578.13
Monroe	5	Traffic	Civil Traffic Infraction	353,365	2,380	1.50	3,570.00	0.065%	\$ 4,038.13
Monroe	5	Total	Total	1,158,146	6,090		27,356.46	0.495%	\$30,945.00



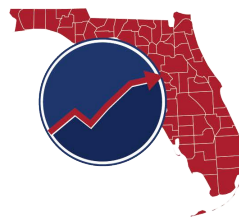
Agenda Item 5a - Attachment 1

County	PG	Division	SRS Case Types	Statewide Pending Cases Above "Normal"	County Share of Statewide Pending Cases Above "Normal"	Statewide WW Avg by Division W/O Non-SRS Cases	Statewide WWM W/O Non-SRS Cases	Percentage of Total WWM W/O Non-SRS Cases	Distribution with Weighting W/O Non-SRS Cases
Okaloosa	5	Circuit Civil	Auto and Other Negligence	27,109	55				
Okaloosa	5	Circuit Civil	Condominium	407	2				
Okaloosa	5	Circuit Civil	Contract and Indebtedness	60,790	94				
Okaloosa	5	Circuit Civil	Eminent Domain	188	1				
Okaloosa	5	Circuit Civil	Foreclosure/Real Property	54,336	277				
Okaloosa	5	Circuit Civil	Liability	1,667	8				
Okaloosa	5	Circuit Civil	Other Civil/Business Disputes	10,589	7				
Okaloosa	5	Circuit Civil	Other Civil/General	7,867	59				
Okaloosa	5	Circuit Civil	Subtotal	162,953	503	6.34	3,189.02	0.058%	\$ 3,607.50
Okaloosa	5	Circuit Criminal	Felony	26,522	282				
Okaloosa	5	Circuit Criminal	Subtotal	26,522	282	7.99	2,253.18	0.041%	\$ 2,548.75
Okaloosa	5	County Civil	Civil	108,935	268				
Okaloosa	5	County Civil	Evictions	17,823	20				
Okaloosa	5	County Civil	Non-Monetary Civil	2,174	7				
Okaloosa	5	County Civil	Replevins	630	3				
Okaloosa	5	County Civil	Small Claims	248,023	41				
Okaloosa	5	County Civil	Subtotal	377,585	339	5.83	1,976.37	0.036%	\$ 2,235.63
Okaloosa	5	County Criminal	County Ordinance	7,388	20				
Okaloosa	5	County Criminal	Criminal Traffic	74,437	598				
Okaloosa	5	County Criminal	Misdemeanor	36,317	473				
Okaloosa	5	County Criminal	Municipal Ordinance	3,224	26				
Okaloosa	5	County Criminal	Subtotal	121,366	1,117	6.14	6,858.38	0.124%	\$ 7,758.13
Okaloosa	5	Domestic Relations/Family	Child Support/UIFSA	28,068	109				
Okaloosa	5	Domestic Relations/Family	Delinquency	(332)	(3)				
Okaloosa	5	Domestic Relations/Family	Dependency	1,280	35				
Okaloosa	5	Domestic Relations/Family	Dissolutions	22,262	89				
Okaloosa	5	Domestic Relations/Family	Domestic Violence	3,798	15				
Okaloosa	5	Domestic Relations/Family	Other	19,648	72				
Okaloosa	5	Domestic Relations/Family	Subtotal	74,724	317	7.09	2,247.53	0.041%	\$ 2,542.50
Okaloosa	5	Probate/Guardianship	Baker/Substance Abuse	5,079	48				
Okaloosa	5	Probate/Guardianship	Guardianship	2,252	4				
Okaloosa	5	Probate/Guardianship	Other Social	2,374	-				
Okaloosa	5	Probate/Guardianship	Probate	31,298	131				
Okaloosa	5	Probate/Guardianship	Trust	628	1				
Okaloosa	5	Probate/Guardianship	Subtotal	41,631	184	6.58	1,210.72	0.022%	\$ 1,369.38
Okaloosa	5	Traffic	Civil Traffic Infraction	353,365	1,404	1.50	2,106.00	0.038%	\$ 2,382.50
Okaloosa	5	Total	Total	1,158,146	4,146		19,841.20	0.359%	\$22,444.38



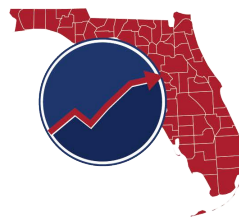
Agenda Item 5a - Attachment 1

County	PG	Division	SRS Case Types	Statewide Pending Cases Above "Normal"	County Share of Statewide Pending Cases Above "Normal"	Statewide WW Avg by Division W/O Non-SRS Cases	Statewide WWM W/O Non-SRS Cases	Percentage of Total WWM W/O Non-SRS Cases	Distribution with Weighting W/O Non-SRS Cases
Saint Johns	5	Circuit Civil	Auto and Other Negligence	27,109	1				
Saint Johns	5	Circuit Civil	Condominium	407	-				
Saint Johns	5	Circuit Civil	Contract and Indebtedness	60,790	-				
Saint Johns	5	Circuit Civil	Eminent Domain	188	-				
Saint Johns	5	Circuit Civil	Foreclosure/Real Property	54,336	2				
Saint Johns	5	Circuit Civil	Liability	1,667	-				
Saint Johns	5	Circuit Civil	Other Civil/Business Disputes	10,589	-				
Saint Johns	5	Circuit Civil	Other Civil/General	7,867	1				
Saint Johns	5	Circuit Civil	Subtotal	162,953	4	6.34	25.36	0.000%	\$ 28.75
Saint Johns	5	Circuit Criminal	Felony	26,522	123				
Saint Johns	5	Circuit Criminal	Subtotal	26,522	123	7.99	982.77	0.018%	\$ 1,111.88
Saint Johns	5	County Civil	Civil	108,935	332				
Saint Johns	5	County Civil	Evictions	17,823	32				
Saint Johns	5	County Civil	Non-Monetary Civil	2,174	4				
Saint Johns	5	County Civil	Replevins	630	-				
Saint Johns	5	County Civil	Small Claims	248,023	252				
Saint Johns	5	County Civil	Subtotal	377,585	620	5.83	3,614.60	0.065%	\$ 4,088.75
Saint Johns	5	County Criminal	County Ordinance	7,388	5				
Saint Johns	5	County Criminal	Criminal Traffic	74,437	344				
Saint Johns	5	County Criminal	Misdemeanor	36,317	193				
Saint Johns	5	County Criminal	Municipal Ordinance	3,224	11				
Saint Johns	5	County Criminal	Subtotal	121,366	553	6.14	3,395.42	0.061%	\$ 3,840.63
Saint Johns	5	Domestic Relations/Family	Child Support/UIFSA	28,068	-				
Saint Johns	5	Domestic Relations/Family	Delinquency	(332)	(1)				
Saint Johns	5	Domestic Relations/Family	Dependency	1,280	-				
Saint Johns	5	Domestic Relations/Family	Dissolutions	22,262	-				
Saint Johns	5	Domestic Relations/Family	Domestic Violence	3,798	-				
Saint Johns	5	Domestic Relations/Family	Other	19,648	-				
Saint Johns	5	Domestic Relations/Family	Subtotal	74,724	(1)	7.09	(7.09)	0.000%	\$ (8.13)
Saint Johns	5	Probate/Guardianship	Baker/Substance Abuse	5,079	1				
Saint Johns	5	Probate/Guardianship	Guardianship	2,252	-				
Saint Johns	5	Probate/Guardianship	Other Social	2,374	-				
Saint Johns	5	Probate/Guardianship	Probate	31,298	2				
Saint Johns	5	Probate/Guardianship	Trust	628	-				
Saint Johns	5	Probate/Guardianship	Subtotal	41,631	3	6.58	19.74	0.000%	\$ 22.50
Saint Johns	5	Traffic	Civil Traffic Infraction	353,365	1,199	1.50	1,798.50	0.033%	\$ 2,034.38
Saint Johns	5	Total	Total	1,158,146	2,501		9,829.30	0.178%	\$11,118.75



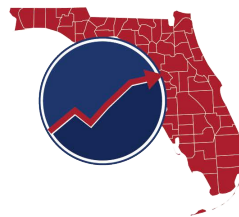
Agenda Item 5a - Attachment 1

County	PG	Division	SRS Case Types	Statewide Pending Cases Above "Normal"	County Share of Statewide Pending Cases Above "Normal"	Statewide WW Avg by Division W/O Non-SRS Cases	Statewide WWM W/O Non-SRS Cases	Percentage of Total WWM W/O Non-SRS Cases	Distribution with Weighting W/O Non-SRS Cases
Santa Rosa	5	Circuit Civil	Auto and Other Negligence	27,109	105				
Santa Rosa	5	Circuit Civil	Condominium	407	-				
Santa Rosa	5	Circuit Civil	Contract and Indebtedness	60,790	220				
Santa Rosa	5	Circuit Civil	Eminent Domain	188	-				
Santa Rosa	5	Circuit Civil	Foreclosure/Real Property	54,336	430				
Santa Rosa	5	Circuit Civil	Liability	1,667	11				
Santa Rosa	5	Circuit Civil	Other Civil/Business Disputes	10,589	30				
Santa Rosa	5	Circuit Civil	Other Civil/General	7,867	59				
Santa Rosa	5	Circuit Civil	Subtotal	162,953	855	6.34	5,420.70	0.098%	\$ 6,131.88
Santa Rosa	5	Circuit Criminal	Felony	26,522	197				
Santa Rosa	5	Circuit Criminal	Subtotal	26,522	197	7.99	1,574.03	0.028%	\$ 1,780.63
Santa Rosa	5	County Civil	Civil	108,935	612				
Santa Rosa	5	County Civil	Evictions	17,823	47				
Santa Rosa	5	County Civil	Non-Monetary Civil	2,174	38				
Santa Rosa	5	County Civil	Replevins	630	3				
Santa Rosa	5	County Civil	Small Claims	248,023	1,136				
Santa Rosa	5	County Civil	Subtotal	377,585	1,836	5.83	10,703.88	0.194%	\$ 12,107.50
Santa Rosa	5	County Criminal	County Ordinance	7,388	53				
Santa Rosa	5	County Criminal	Criminal Traffic	74,437	360				
Santa Rosa	5	County Criminal	Misdemeanor	36,317	179				
Santa Rosa	5	County Criminal	Municipal Ordinance	3,224	1				
Santa Rosa	5	County Criminal	Subtotal	121,366	593	6.14	3,641.02	0.066%	\$ 4,118.75
Santa Rosa	5	Domestic Relations/Family	Child Support/UIFSA	28,068	156				
Santa Rosa	5	Domestic Relations/Family	Delinquency	(332)	(2)				
Santa Rosa	5	Domestic Relations/Family	Dependency	1,280	28				
Santa Rosa	5	Domestic Relations/Family	Dissolutions	22,262	311				
Santa Rosa	5	Domestic Relations/Family	Domestic Violence	3,798	54				
Santa Rosa	5	Domestic Relations/Family	Other	19,648	221				
Santa Rosa	5	Domestic Relations/Family	Subtotal	74,724	768	7.09	5,445.12	0.099%	\$ 6,159.38
Santa Rosa	5	Probate/Guardianship	Baker/Substance Abuse	5,079	9				
Santa Rosa	5	Probate/Guardianship	Guardianship	2,252	11				
Santa Rosa	5	Probate/Guardianship	Other Social	2,374	2				
Santa Rosa	5	Probate/Guardianship	Probate	31,298	224				
Santa Rosa	5	Probate/Guardianship	Trust	628	84				
Santa Rosa	5	Probate/Guardianship	Subtotal	41,631	330	6.58	2,171.40	0.039%	\$ 2,456.25
Santa Rosa	5	Traffic	Civil Traffic Infraction	353,365	2,366	1.50	3,549.00	0.064%	\$ 4,014.38
Santa Rosa	5	Total	Total	1,158,146	6,945		32,505.15	0.588%	\$36,768.75



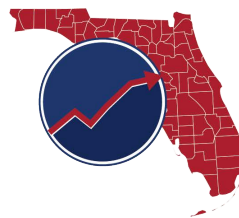
Agenda Item 5a - Attachment 1

County	PG	Division	SRS Case Types	Statewide Pending Cases Above "Normal"	County Share of Statewide Pending Cases Above "Normal"	Statewide WW Avg by Division W/O Non-SRS Cases	Statewide WWM W/O Non-SRS Cases	Percentage of Total WWM W/O Non-SRS Cases	Distribution with Weighting W/O Non-SRS Cases
Bay	6	Circuit Civil	Auto and Other Negligence	27,109	134				
Bay	6	Circuit Civil	Condominium	407	2				
Bay	6	Circuit Civil	Contract and Indebtedness	60,790	235				
Bay	6	Circuit Civil	Eminent Domain	188	1				
Bay	6	Circuit Civil	Foreclosure/Real Property	54,336	680				
Bay	6	Circuit Civil	Liability	1,667	11				
Bay	6	Circuit Civil	Other Civil/Business Disputes	10,589	486				
Bay	6	Circuit Civil	Other Civil/General	7,867	76				
Bay	6	Circuit Civil	Subtotal	162,953	1,625	6.34	10,302.50	0.186%	\$ 11,653.75
Bay	6	Circuit Criminal	Felony	26,522	668				
Bay	6	Circuit Criminal	Subtotal	26,522	668	7.99	5,337.32	0.097%	\$ 6,037.50
Bay	6	County Civil	Civil	108,935	466				
Bay	6	County Civil	Evictions	17,823	-				
Bay	6	County Civil	Non-Monetary Civil	2,174	29				
Bay	6	County Civil	Replevins	630	9				
Bay	6	County Civil	Small Claims	248,023	491				
Bay	6	County Civil	Subtotal	377,585	995	5.83	5,800.85	0.105%	\$ 6,561.88
Bay	6	County Criminal	County Ordinance	7,388	-				
Bay	6	County Criminal	Criminal Traffic	74,437	1,419				
Bay	6	County Criminal	Misdemeanor	36,317	718				
Bay	6	County Criminal	Municipal Ordinance	3,224	122				
Bay	6	County Criminal	Subtotal	121,366	2,259	6.14	13,870.26	0.251%	\$ 15,689.38
Bay	6	Domestic Relations/Family	Child Support/UIFSA	28,068	51				
Bay	6	Domestic Relations/Family	Delinquency	(332)	(5)				
Bay	6	Domestic Relations/Family	Dependency	1,280	18				
Bay	6	Domestic Relations/Family	Dissolutions	22,262	218				
Bay	6	Domestic Relations/Family	Domestic Violence	3,798	12				
Bay	6	Domestic Relations/Family	Other	19,648	153				
Bay	6	Domestic Relations/Family	Subtotal	74,724	447	7.09	3,169.23	0.057%	\$ 3,585.00
Bay	6	Probate/Guardianship	Baker/Substance Abuse	5,079	11				
Bay	6	Probate/Guardianship	Guardianship	2,252	55				
Bay	6	Probate/Guardianship	Other Social	2,374	9				
Bay	6	Probate/Guardianship	Probate	31,298	316				
Bay	6	Probate/Guardianship	Trust	628	1				
Bay	6	Probate/Guardianship	Subtotal	41,631	392	6.58	2,579.36	0.047%	\$ 2,917.50
Bay	6	Traffic	Civil Traffic Infraction	353,365	2,378	1.50	3,567.00	0.065%	\$ 4,035.00
Bay	6	Total	Total	1,158,146	8,764		44,626.52	0.808%	\$50,480.00



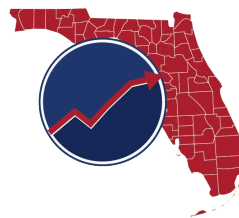
Agenda Item 5a - Attachment 1

County	PG	Division	SRS Case Types	Statewide Pending Cases Above "Normal"	County Share of Statewide Pending Cases Above "Normal"	Statewide WW Avg by Division W/O Non-SRS Cases	Statewide WWM W/O Non-SRS Cases	Percentage of Total WWM W/O Non-SRS Cases	Distribution with Weighting W/O Non-SRS Cases
Brevard	6	Circuit Civil	Auto and Other Negligence	27,109	744				
Brevard	6	Circuit Civil	Condominium	407	5				
Brevard	6	Circuit Civil	Contract and Indebtedness	60,790	1,482				
Brevard	6	Circuit Civil	Eminent Domain	188	5				
Brevard	6	Circuit Civil	Foreclosure/Real Property	54,336	1,935				
Brevard	6	Circuit Civil	Liability	1,667	48				
Brevard	6	Circuit Civil	Other Civil/Business Disputes	10,589	268				
Brevard	6	Circuit Civil	Other Civil/General	7,867	157				
Brevard	6	Circuit Civil	Subtotal	162,953	4,644	6.34	29,442.96	0.533%	\$ 33,304.38
Brevard	6	Circuit Criminal	Felony	26,522	1,767				
Brevard	6	Circuit Criminal	Subtotal	26,522	1,767	7.99	14,118.33	0.256%	\$ 15,970.00
Brevard	6	County Civil	Civil	108,935	2,384				
Brevard	6	County Civil	Evictions	17,823	200				
Brevard	6	County Civil	Non-Monetary Civil	2,174	56				
Brevard	6	County Civil	Replevins	630	15				
Brevard	6	County Civil	Small Claims	248,023	3,245				
Brevard	6	County Civil	Subtotal	377,585	5,900	5.83	34,397.00	0.623%	\$ 38,908.13
Brevard	6	County Criminal	County Ordinance	7,388	15				
Brevard	6	County Criminal	Criminal Traffic	74,437	920				
Brevard	6	County Criminal	Misdemeanor	36,317	2,611				
Brevard	6	County Criminal	Municipal Ordinance	3,224	28				
Brevard	6	County Criminal	Subtotal	121,366	3,574	6.14	21,944.36	0.397%	\$ 24,822.50
Brevard	6	Domestic Relations/Family	Child Support/UIFSA	28,068	402				
Brevard	6	Domestic Relations/Family	Delinquency	(332)	(52)				
Brevard	6	Domestic Relations/Family	Dependency	1,280	-				
Brevard	6	Domestic Relations/Family	Dissolutions	22,262	691				
Brevard	6	Domestic Relations/Family	Domestic Violence	3,798	62				
Brevard	6	Domestic Relations/Family	Other	19,648	730				
Brevard	6	Domestic Relations/Family	Subtotal	74,724	1,833	7.09	12,995.97	0.235%	\$ 14,700.63
Brevard	6	Probate/Guardianship	Baker/Substance Abuse	5,079	27				
Brevard	6	Probate/Guardianship	Guardianship	2,252	41				
Brevard	6	Probate/Guardianship	Other Social	2,374	25				
Brevard	6	Probate/Guardianship	Probate	31,298	795				
Brevard	6	Probate/Guardianship	Trust	628	25				
Brevard	6	Probate/Guardianship	Subtotal	41,631	913	6.58	6,007.54	0.109%	\$ 6,795.63
Brevard	6	Traffic	Civil Traffic Infraction	353,365	1,556	1.50	2,334.00	0.042%	\$ 2,640.00
Brevard	6	Total	Total	1,158,146	20,187		121,240.16	2.194%	\$137,141.25



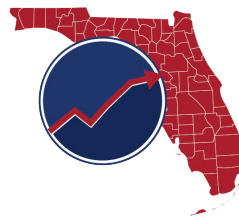
Agenda Item 5a - Attachment 1

County	PG	Division	SRS Case Types	Statewide Pending Cases Above "Normal"	County Share of Statewide Pending Cases Above "Normal"	Statewide WW Avg by Division W/O Non-SRS Cases	Statewide WWM W/O Non-SRS Cases	Percentage of Total WWM W/O Non-SRS Cases	Distribution with Weighting W/O Non-SRS Cases
Collier	6	Circuit Civil	Auto and Other Negligence	27,109	291				
Collier	6	Circuit Civil	Condominium	407	4				
Collier	6	Circuit Civil	Contract and Indebtedness	60,790	1,631				
Collier	6	Circuit Civil	Eminent Domain	188	23				
Collier	6	Circuit Civil	Foreclosure/Real Property	54,336	691				
Collier	6	Circuit Civil	Liability	1,667	25				
Collier	6	Circuit Civil	Other Civil/Business Disputes	10,589	404				
Collier	6	Circuit Civil	Other Civil/General	7,867	81				
Collier	6	Circuit Civil	Subtotal	162,953	3,150	6.34	19,971.00	0.361%	\$ 22,590.63
Collier	6	Circuit Criminal	Felony	26,522	191				
Collier	6	Circuit Criminal	Subtotal	26,522	191	7.99	1,526.09	0.028%	\$ 1,726.25
Collier	6	County Civil	Civil	108,935	1,653				
Collier	6	County Civil	Evictions	17,823	80				
Collier	6	County Civil	Non-Monetary Civil	2,174	22				
Collier	6	County Civil	Replevins	630	6				
Collier	6	County Civil	Small Claims	248,023	1,598				
Collier	6	County Civil	Subtotal	377,585	3,359	5.83	19,582.97	0.354%	\$ 22,151.25
Collier	6	County Criminal	County Ordinance	7,388	12				
Collier	6	County Criminal	Criminal Traffic	74,437	723				
Collier	6	County Criminal	Misdemeanor	36,317	277				
Collier	6	County Criminal	Municipal Ordinance	3,224	67				
Collier	6	County Criminal	Subtotal	121,366	1,079	6.14	6,625.06	0.120%	\$ 7,493.75
Collier	6	Domestic Relations/Family	Child Support/UIFSA	28,068	95				
Collier	6	Domestic Relations/Family	Delinquency	(332)	(2)				
Collier	6	Domestic Relations/Family	Dependency	1,280	20				
Collier	6	Domestic Relations/Family	Dissolutions	22,262	360				
Collier	6	Domestic Relations/Family	Domestic Violence	3,798	19				
Collier	6	Domestic Relations/Family	Other	19,648	194				
Collier	6	Domestic Relations/Family	Subtotal	74,724	686	7.09	4,863.74	0.088%	\$ 5,501.88
Collier	6	Probate/Guardianship	Baker/Substance Abuse	5,079	29				
Collier	6	Probate/Guardianship	Guardianship	2,252	53				
Collier	6	Probate/Guardianship	Other Social	2,374	21				
Collier	6	Probate/Guardianship	Probate	31,298	832				
Collier	6	Probate/Guardianship	Trust	628	-				
Collier	6	Probate/Guardianship	Subtotal	41,631	935	6.58	6,152.30	0.111%	\$ 6,959.38
Collier	6	Traffic	Civil Traffic Infraction	353,365	2,068	1.50	3,102.00	0.056%	\$ 3,508.75
Collier	6	Total	Total	1,158,146	11,468		61,823.16	1.119%	\$69,931.88



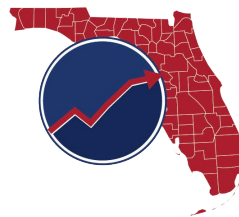
Agenda Item 5a - Attachment 1

County	PG	Division	SRS Case Types	Statewide Pending Cases Above "Normal"	County Share of Statewide Pending Cases Above "Normal"	Statewide WW Avg by Division W/O Non-SRS Cases	Statewide WWM W/O Non-SRS Cases	Percentage of Total WWM W/O Non-SRS Cases	Distribution with Weighting W/O Non-SRS Cases
Escambia	6	Circuit Civil	Auto and Other Negligence	27,109	335				
Escambia	6	Circuit Civil	Condominium	407	2				
Escambia	6	Circuit Civil	Contract and Indebtedness	60,790	625				
Escambia	6	Circuit Civil	Eminent Domain	188	30				
Escambia	6	Circuit Civil	Foreclosure/Real Property	54,336	774				
Escambia	6	Circuit Civil	Liability	1,667	35				
Escambia	6	Circuit Civil	Other Civil/Business Disputes	10,589	79				
Escambia	6	Circuit Civil	Other Civil/General	7,867	143				
Escambia	6	Circuit Civil	Subtotal	162,953	2,023	6.34	12,825.82	0.232%	\$ 14,508.13
Escambia	6	Circuit Criminal	Felony	26,522	506				
Escambia	6	Circuit Criminal	Subtotal	26,522	506	7.99	4,042.94	0.073%	\$ 4,573.13
Escambia	6	County Civil	Civil	108,935	1,081				
Escambia	6	County Civil	Evictions	17,823	62				
Escambia	6	County Civil	Non-Monetary Civil	2,174	77				
Escambia	6	County Civil	Replevins	630	17				
Escambia	6	County Civil	Small Claims	248,023	1,830				
Escambia	6	County Civil	Subtotal	377,585	3,067	5.83	17,880.61	0.324%	\$ 20,225.63
Escambia	6	County Criminal	County Ordinance	7,388	27				
Escambia	6	County Criminal	Criminal Traffic	74,437	549				
Escambia	6	County Criminal	Misdemeanor	36,317	438				
Escambia	6	County Criminal	Municipal Ordinance	3,224	2				
Escambia	6	County Criminal	Subtotal	121,366	1,016	6.14	6,238.24	0.113%	\$ 7,056.25
Escambia	6	Domestic Relations/Family	Child Support/UIFSA	28,068	291				
Escambia	6	Domestic Relations/Family	Delinquency	(332)	(4)				
Escambia	6	Domestic Relations/Family	Dependency	1,280	52				
Escambia	6	Domestic Relations/Family	Dissolutions	22,262	481				
Escambia	6	Domestic Relations/Family	Domestic Violence	3,798	71				
Escambia	6	Domestic Relations/Family	Other	19,648	596				
Escambia	6	Domestic Relations/Family	Subtotal	74,724	1,487	7.09	10,542.83	0.191%	\$ 11,925.63
Escambia	6	Probate/Guardianship	Baker/Substance Abuse	5,079	14				
Escambia	6	Probate/Guardianship	Guardianship	2,252	17				
Escambia	6	Probate/Guardianship	Other Social	2,374	7				
Escambia	6	Probate/Guardianship	Probate	31,298	509				
Escambia	6	Probate/Guardianship	Trust	628	3				
Escambia	6	Probate/Guardianship	Subtotal	41,631	550	6.58	3,619.00	0.066%	\$ 4,093.75
Escambia	6	Traffic	Civil Traffic Infraction	353,365	3,413	1.50	5,119.50	0.093%	\$ 5,791.25
Escambia	6	Total	Total	1,158,146	12,062		60,268.94	1.091%	\$68,173.75



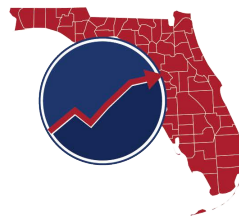
Agenda Item 5a - Attachment 1

County	PG	Division	SRS Case Types	Statewide Pending Cases Above "Normal"	County Share of Statewide Pending Cases Above "Normal"	Statewide WW Avg by Division W/O Non-SRS Cases	Statewide WWM W/O Non-SRS Cases	Percentage of Total WWM W/O Non-SRS Cases	Distribution with Weighting W/O Non-SRS Cases
Lake	6	Circuit Civil	Auto and Other Negligence	27,109	428				
Lake	6	Circuit Civil	Condominium	407	3				
Lake	6	Circuit Civil	Contract and Indebtedness	60,790	599				
Lake	6	Circuit Civil	Eminent Domain	188	4				
Lake	6	Circuit Civil	Foreclosure/Real Property	54,336	1,069				
Lake	6	Circuit Civil	Liability	1,667	27				
Lake	6	Circuit Civil	Other Civil/Business Disputes	10,589	81				
Lake	6	Circuit Civil	Other Civil/General	7,867	71				
Lake	6	Circuit Civil	Subtotal	162,953	2,282	6.34	14,467.88	0.262%	\$ 16,365.63
Lake	6	Circuit Criminal	Felony	26,522	371				
Lake	6	Circuit Criminal	Subtotal	26,522	371	7.99	2,964.29	0.054%	\$ 3,353.13
Lake	6	County Civil	Civil	108,935	1,424				
Lake	6	County Civil	Evictions	17,823	52				
Lake	6	County Civil	Non-Monetary Civil	2,174	63				
Lake	6	County Civil	Replevins	630	9				
Lake	6	County Civil	Small Claims	248,023	2,054				
Lake	6	County Civil	Subtotal	377,585	3,602	5.83	20,999.66	0.380%	\$ 23,753.75
Lake	6	County Criminal	County Ordinance	7,388	2				
Lake	6	County Criminal	Criminal Traffic	74,437	458				
Lake	6	County Criminal	Misdemeanor	36,317	302				
Lake	6	County Criminal	Municipal Ordinance	3,224	13				
Lake	6	County Criminal	Subtotal	121,366	775	6.14	4,758.50	0.086%	\$ 5,382.50
Lake	6	Domestic Relations/Family	Child Support/UIFSA	28,068	241				
Lake	6	Domestic Relations/Family	Delinquency	(332)	(6)				
Lake	6	Domestic Relations/Family	Dependency	1,280	21				
Lake	6	Domestic Relations/Family	Dissolutions	22,262	349				
Lake	6	Domestic Relations/Family	Domestic Violence	3,798	9				
Lake	6	Domestic Relations/Family	Other	19,648	286				
Lake	6	Domestic Relations/Family	Subtotal	74,724	900	7.09	6,381.00	0.115%	\$ 7,218.13
Lake	6	Probate/Guardianship	Baker/Substance Abuse	5,079	4				
Lake	6	Probate/Guardianship	Guardianship	2,252	45				
Lake	6	Probate/Guardianship	Other Social	2,374	12				
Lake	6	Probate/Guardianship	Probate	31,298	555				
Lake	6	Probate/Guardianship	Trust	628	3				
Lake	6	Probate/Guardianship	Subtotal	41,631	619	6.58	4,073.02	0.074%	\$ 4,607.50
Lake	6	Traffic	Civil Traffic Infraction	353,365	2,483	1.50	3,724.50	0.067%	\$ 4,213.13
Lake	6	Total	Total	1,158,146	11,032		57,368.85	1.038%	\$64,893.75



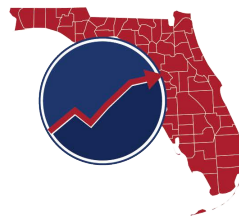
Agenda Item 5a - Attachment 1

County	PG	Division	SRS Case Types	Statewide Pending Cases Above "Normal"	County Share of Statewide Pending Cases Above "Normal"	Statewide WW Avg by Division W/O Non-SRS Cases	Statewide WWM W/O Non-SRS Cases	Percentage of Total WWM W/O Non-SRS Cases	Distribution with Weighting W/O Non-SRS Cases
Leon	6	Circuit Civil	Auto and Other Negligence	27,109	308				
Leon	6	Circuit Civil	Condominium	407	1				
Leon	6	Circuit Civil	Contract and Indebtedness	60,790	284				
Leon	6	Circuit Civil	Eminent Domain	188	3				
Leon	6	Circuit Civil	Foreclosure/Real Property	54,336	415				
Leon	6	Circuit Civil	Liability	1,667	19				
Leon	6	Circuit Civil	Other Civil/Business Disputes	10,589	141				
Leon	6	Circuit Civil	Other Civil/General	7,867	102				
Leon	6	Circuit Civil	Subtotal	162,953	1,273	6.34	8,070.82	0.146%	\$ 9,129.38
Leon	6	Circuit Criminal	Felony	26,522	555				
Leon	6	Circuit Criminal	Subtotal	26,522	555	7.99	4,434.45	0.080%	\$ 5,016.25
Leon	6	County Civil	Civil	108,935	-				
Leon	6	County Civil	Evictions	17,823	2,599				
Leon	6	County Civil	Non-Monetary Civil	2,174	31				
Leon	6	County Civil	Replevins	630	13				
Leon	6	County Civil	Small Claims	248,023	1,108				
Leon	6	County Civil	Subtotal	377,585	3,751	5.83	21,868.33	0.396%	\$ 24,736.25
Leon	6	County Criminal	County Ordinance	7,388	41				
Leon	6	County Criminal	Criminal Traffic	74,437	1,051				
Leon	6	County Criminal	Misdemeanor	36,317	636				
Leon	6	County Criminal	Municipal Ordinance	3,224	91				
Leon	6	County Criminal	Subtotal	121,366	1,819	6.14	11,168.66	0.202%	\$ 12,633.75
Leon	6	Domestic Relations/Family	Child Support/UIFSA	28,068	14				
Leon	6	Domestic Relations/Family	Delinquency	(332)	(4)				
Leon	6	Domestic Relations/Family	Dependency	1,280	12				
Leon	6	Domestic Relations/Family	Dissolutions	22,262	37				
Leon	6	Domestic Relations/Family	Domestic Violence	3,798	44				
Leon	6	Domestic Relations/Family	Other	19,648	191				
Leon	6	Domestic Relations/Family	Subtotal	74,724	294	7.09	2,084.46	0.038%	\$ 2,358.13
Leon	6	Probate/Guardianship	Baker/Substance Abuse	5,079	2				
Leon	6	Probate/Guardianship	Guardianship	2,252	19				
Leon	6	Probate/Guardianship	Other Social	2,374	655				
Leon	6	Probate/Guardianship	Probate	31,298	409				
Leon	6	Probate/Guardianship	Trust	628	-				
Leon	6	Probate/Guardianship	Subtotal	41,631	1,085	6.58	7,139.30	0.129%	\$ 8,075.63
Leon	6	Traffic	Civil Traffic Infraction	353,365	2,213	1.50	3,319.50	0.060%	\$ 3,755.00
Leon	6	Total	Total	1,158,146	10,990		58,085.52	1.051%	\$65,704.38



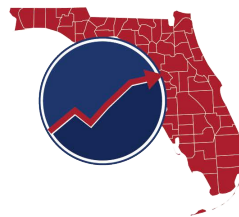
Agenda Item 5a - Attachment 1

County	PG	Division	SRS Case Types	Statewide Pending Cases Above "Normal"	County Share of Statewide Pending Cases Above "Normal"	Statewide WW Avg by Division W/O Non-SRS Cases	Statewide WWM W/O Non-SRS Cases	Percentage of Total WWM W/O Non-SRS Cases	Distribution with Weighting W/O Non-SRS Cases
Manatee	6	Circuit Civil	Auto and Other Negligence	27,109	493				
Manatee	6	Circuit Civil	Condominium	407	2				
Manatee	6	Circuit Civil	Contract and Indebtedness	60,790	627				
Manatee	6	Circuit Civil	Eminent Domain	188	18				
Manatee	6	Circuit Civil	Foreclosure/Real Property	54,336	951				
Manatee	6	Circuit Civil	Liability	1,667	21				
Manatee	6	Circuit Civil	Other Civil/Business Disputes	10,589	62				
Manatee	6	Circuit Civil	Other Civil/General	7,867	99				
Manatee	6	Circuit Civil	Subtotal	162,953	2,273	6.34	14,410.82	0.261%	\$ 16,300.63
Manatee	6	Circuit Criminal	Felony	26,522	469				
Manatee	6	Circuit Criminal	Subtotal	26,522	469	7.99	3,747.31	0.068%	\$ 4,238.75
Manatee	6	County Civil	Civil	108,935	1,639				
Manatee	6	County Civil	Evictions	17,823	135				
Manatee	6	County Civil	Non-Monetary Civil	2,174	32				
Manatee	6	County Civil	Replevins	630	14				
Manatee	6	County Civil	Small Claims	248,023	2,389				
Manatee	6	County Civil	Subtotal	377,585	4,209	5.83	24,538.47	0.444%	\$ 27,756.88
Manatee	6	County Criminal	County Ordinance	7,388	140				
Manatee	6	County Criminal	Criminal Traffic	74,437	923				
Manatee	6	County Criminal	Misdemeanor	36,317	588				
Manatee	6	County Criminal	Municipal Ordinance	3,224	18				
Manatee	6	County Criminal	Subtotal	121,366	1,669	6.14	10,247.66	0.185%	\$ 11,591.88
Manatee	6	Domestic Relations/Family	Child Support/UIFSA	28,068	425				
Manatee	6	Domestic Relations/Family	Delinquency	(332)	(7)				
Manatee	6	Domestic Relations/Family	Dependency	1,280	51				
Manatee	6	Domestic Relations/Family	Dissolutions	22,262	462				
Manatee	6	Domestic Relations/Family	Domestic Violence	3,798	53				
Manatee	6	Domestic Relations/Family	Other	19,648	443				
Manatee	6	Domestic Relations/Family	Subtotal	74,724	1,427	7.09	10,117.43	0.183%	\$ 11,444.38
Manatee	6	Probate/Guardianship	Baker/Substance Abuse	5,079	64				
Manatee	6	Probate/Guardianship	Guardianship	2,252	25				
Manatee	6	Probate/Guardianship	Other Social	2,374	14				
Manatee	6	Probate/Guardianship	Probate	31,298	577				
Manatee	6	Probate/Guardianship	Trust	628	-				
Manatee	6	Probate/Guardianship	Subtotal	41,631	680	6.58	4,474.40	0.081%	\$ 5,061.25
Manatee	6	Traffic	Civil Traffic Infraction	353,365	2,805	1.50	4,207.50	0.076%	\$ 4,759.38
Manatee	6	Total	Total	1,158,146	13,532		71,743.59	1.298%	\$81,153.13



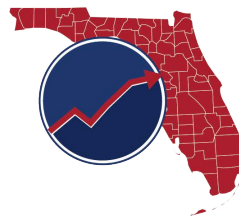
Agenda Item 5a - Attachment 1

County	PG	Division	SRS Case Types	Statewide Pending Cases Above "Normal"	County Share of Statewide Pending Cases Above "Normal"	Statewide WW Avg by Division W/O Non-SRS Cases	Statewide WWM W/O Non-SRS Cases	Percentage of Total WWM W/O Non-SRS Cases	Distribution with Weighting W/O Non-SRS Cases
Marion	6	Circuit Civil	Auto and Other Negligence	27,109	435				
Marion	6	Circuit Civil	Condominium	407	1				
Marion	6	Circuit Civil	Contract and Indebtedness	60,790	501				
Marion	6	Circuit Civil	Eminent Domain	188	5				
Marion	6	Circuit Civil	Foreclosure/Real Property	54,336	1,198				
Marion	6	Circuit Civil	Liability	1,667	28				
Marion	6	Circuit Civil	Other Civil/Business Disputes	10,589	73				
Marion	6	Circuit Civil	Other Civil/General	7,867	118				
Marion	6	Circuit Civil	Subtotal	162,953	2,359	6.34	14,956.06	0.271%	\$ 16,917.50
Marion	6	Circuit Criminal	Felony	26,522	776				
Marion	6	Circuit Criminal	Subtotal	26,522	776	7.99	6,200.24	0.112%	\$ 7,013.75
Marion	6	County Civil	Civil	108,935	1,491				
Marion	6	County Civil	Evictions	17,823	162				
Marion	6	County Civil	Non-Monetary Civil	2,174	93				
Marion	6	County Civil	Replevins	630	10				
Marion	6	County Civil	Small Claims	248,023	1,211				
Marion	6	County Civil	Subtotal	377,585	2,967	5.83	17,297.61	0.313%	\$ 19,566.25
Marion	6	County Criminal	County Ordinance	7,388	27				
Marion	6	County Criminal	Criminal Traffic	74,437	675				
Marion	6	County Criminal	Misdemeanor	36,317	656				
Marion	6	County Criminal	Municipal Ordinance	3,224	16				
Marion	6	County Criminal	Subtotal	121,366	1,374	6.14	8,436.36	0.153%	\$ 9,543.13
Marion	6	Domestic Relations/Family	Child Support/UIFSA	28,068	150				
Marion	6	Domestic Relations/Family	Delinquency	(332)	(6)				
Marion	6	Domestic Relations/Family	Dependency	1,280	45				
Marion	6	Domestic Relations/Family	Dissolutions	22,262	367				
Marion	6	Domestic Relations/Family	Domestic Violence	3,798	14				
Marion	6	Domestic Relations/Family	Other	19,648	326				
Marion	6	Domestic Relations/Family	Subtotal	74,724	896	7.09	6,352.64	0.115%	\$ 7,185.63
Marion	6	Probate/Guardianship	Baker/Substance Abuse	5,079	10				
Marion	6	Probate/Guardianship	Guardianship	2,252	34				
Marion	6	Probate/Guardianship	Other Social	2,374	18				
Marion	6	Probate/Guardianship	Probate	31,298	707				
Marion	6	Probate/Guardianship	Trust	628	5				
Marion	6	Probate/Guardianship	Subtotal	41,631	774	6.58	5,092.92	0.092%	\$ 5,760.63
Marion	6	Traffic	Civil Traffic Infraction	353,365	1,488	1.50	2,232.00	0.040%	\$ 2,525.00
Marion	6	Total	Total	1,158,146	10,634		60,567.83	1.096%	\$68,511.88



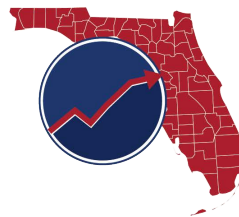
Agenda Item 5a - Attachment 1

County	PG	Division	SRS Case Types	Statewide Pending Cases Above "Normal"	County Share of Statewide Pending Cases Above "Normal"	Statewide WW Avg by Division W/O Non-SRS Cases	Statewide WWM W/O Non-SRS Cases	Percentage of Total WWM W/O Non-SRS Cases	Distribution with Weighting W/O Non-SRS Cases
Osceola	6	Circuit Civil	Auto and Other Negligence	27,109	740				
Osceola	6	Circuit Civil	Condominium	407	7				
Osceola	6	Circuit Civil	Contract and Indebtedness	60,790	1,394				
Osceola	6	Circuit Civil	Eminent Domain	188	1				
Osceola	6	Circuit Civil	Foreclosure/Real Property	54,336	1,721				
Osceola	6	Circuit Civil	Liability	1,667	26				
Osceola	6	Circuit Civil	Other Civil/Business Disputes	10,589	191				
Osceola	6	Circuit Civil	Other Civil/General	7,867	154				
Osceola	6	Circuit Civil	Subtotal	162,953	4,234	6.34	26,843.56	0.486%	\$ 30,364.38
Osceola	6	Circuit Criminal	Felony	26,522	371				
Osceola	6	Circuit Criminal	Subtotal	26,522	371	7.99	2,964.29	0.054%	\$ 3,353.13
Osceola	6	County Civil	Civil	108,935	3,037				
Osceola	6	County Civil	Evictions	17,823	267				
Osceola	6	County Civil	Non-Monetary Civil	2,174	2				
Osceola	6	County Civil	Replevins	630	21				
Osceola	6	County Civil	Small Claims	248,023	2,684				
Osceola	6	County Civil	Subtotal	377,585	6,011	5.83	35,044.13	0.634%	\$ 39,640.63
Osceola	6	County Criminal	County Ordinance	7,388	3				
Osceola	6	County Criminal	Criminal Traffic	74,437	822				
Osceola	6	County Criminal	Misdemeanor	36,317	472				
Osceola	6	County Criminal	Municipal Ordinance	3,224	3				
Osceola	6	County Criminal	Subtotal	121,366	1,300	6.14	7,982.00	0.144%	\$ 9,028.75
Osceola	6	Domestic Relations/Family	Child Support/UIFSA	28,068	827				
Osceola	6	Domestic Relations/Family	Delinquency	(332)	(9)				
Osceola	6	Domestic Relations/Family	Dependency	1,280	37				
Osceola	6	Domestic Relations/Family	Dissolutions	22,262	647				
Osceola	6	Domestic Relations/Family	Domestic Violence	3,798	36				
Osceola	6	Domestic Relations/Family	Other	19,648	410				
Osceola	6	Domestic Relations/Family	Subtotal	74,724	1,948	7.09	13,811.32	0.250%	\$ 15,622.50
Osceola	6	Probate/Guardianship	Baker/Substance Abuse	5,079	14				
Osceola	6	Probate/Guardianship	Guardianship	2,252	23				
Osceola	6	Probate/Guardianship	Other Social	2,374	7				
Osceola	6	Probate/Guardianship	Probate	31,298	332				
Osceola	6	Probate/Guardianship	Trust	628	2				
Osceola	6	Probate/Guardianship	Subtotal	41,631	378	6.58	2,487.24	0.045%	\$ 2,813.75
Osceola	6	Traffic	Civil Traffic Infraction	353,365	10,250	1.50	15,375.00	0.278%	\$ 17,391.25
Osceola	6	Total	Total	1,158,146	24,492		104,507.54	1.891%	\$118,214.38



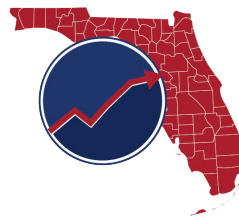
Agenda Item 5a - Attachment 1

County	PG	Division	SRS Case Types	Statewide Pending Cases Above "Normal"	County Share of Statewide Pending Cases Above "Normal"	Statewide WW Avg by Division W/O Non-SRS Cases	Statewide WWM W/O Non-SRS Cases	Percentage of Total WWM W/O Non-SRS Cases	Distribution with Weighting W/O Non-SRS Cases
Pasco	6	Circuit Civil	Auto and Other Negligence	27,109	640				
Pasco	6	Circuit Civil	Condominium	407	2				
Pasco	6	Circuit Civil	Contract and Indebtedness	60,790	880				
Pasco	6	Circuit Civil	Eminent Domain	188	-				
Pasco	6	Circuit Civil	Foreclosure/Real Property	54,336	2,628				
Pasco	6	Circuit Civil	Liability	1,667	33				
Pasco	6	Circuit Civil	Other Civil/Business Disputes	10,589	91				
Pasco	6	Circuit Civil	Other Civil/General	7,867	183				
Pasco	6	Circuit Civil	Subtotal	162,953	4,457	6.34	28,257.38	0.511%	\$ 31,963.75
Pasco	6	Circuit Criminal	Felony	26,522	822				
Pasco	6	Circuit Criminal	Subtotal	26,522	822	7.99	6,567.78	0.119%	\$ 7,429.38
Pasco	6	County Civil	Civil	108,935	2,907				
Pasco	6	County Civil	Evictions	17,823	467				
Pasco	6	County Civil	Non-Monetary Civil	2,174	63				
Pasco	6	County Civil	Replevins	630	12				
Pasco	6	County Civil	Small Claims	248,023	3,590				
Pasco	6	County Civil	Subtotal	377,585	7,039	5.83	41,037.37	0.743%	\$ 46,420.00
Pasco	6	County Criminal	County Ordinance	7,388	1,125				
Pasco	6	County Criminal	Criminal Traffic	74,437	1,189				
Pasco	6	County Criminal	Misdemeanor	36,317	1,155				
Pasco	6	County Criminal	Municipal Ordinance	3,224	45				
Pasco	6	County Criminal	Subtotal	121,366	3,514	6.14	21,575.96	0.390%	\$ 24,405.63
Pasco	6	Domestic Relations/Family	Child Support/UIFSA	28,068	766				
Pasco	6	Domestic Relations/Family	Delinquency	(332)	(9)				
Pasco	6	Domestic Relations/Family	Dependency	1,280	45				
Pasco	6	Domestic Relations/Family	Dissolutions	22,262	561				
Pasco	6	Domestic Relations/Family	Domestic Violence	3,798	117				
Pasco	6	Domestic Relations/Family	Other	19,648	612				
Pasco	6	Domestic Relations/Family	Subtotal	74,724	2,092	7.09	14,832.28	0.268%	\$ 16,777.50
Pasco	6	Probate/Guardianship	Baker/Substance Abuse	5,079	75				
Pasco	6	Probate/Guardianship	Guardianship	2,252	132				
Pasco	6	Probate/Guardianship	Other Social	2,374	7				
Pasco	6	Probate/Guardianship	Probate	31,298	617				
Pasco	6	Probate/Guardianship	Trust	628	4				
Pasco	6	Probate/Guardianship	Subtotal	41,631	835	6.58	5,494.30	0.099%	\$ 6,215.00
Pasco	6	Traffic	Civil Traffic Infraction	353,365	4,065	1.50	6,097.50	0.110%	\$ 6,897.50
Pasco	6	Total	Total	1,158,146	22,824		123,862.57	2.242%	\$140,108.75



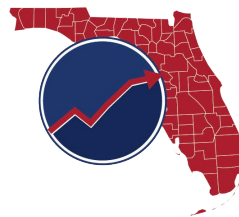
Agenda Item 5a - Attachment 1

County	PG	Division	SRS Case Types	Statewide Pending Cases Above "Normal"	County Share of Statewide Pending Cases Above "Normal"	Statewide WW Avg by Division W/O Non-SRS Cases	Statewide WWM W/O Non-SRS Cases	Percentage of Total WWM W/O Non-SRS Cases	Distribution with Weighting W/O Non-SRS Cases
Saint Lucie	6	Circuit Civil	Auto and Other Negligence	27,109	276				
Saint Lucie	6	Circuit Civil	Condominium	407	2				
Saint Lucie	6	Circuit Civil	Contract and Indebtedness	60,790	646				
Saint Lucie	6	Circuit Civil	Eminent Domain	188	4				
Saint Lucie	6	Circuit Civil	Foreclosure/Real Property	54,336	656				
Saint Lucie	6	Circuit Civil	Liability	1,667	33				
Saint Lucie	6	Circuit Civil	Other Civil/Business Disputes	10,589	139				
Saint Lucie	6	Circuit Civil	Other Civil/General	7,867	108				
Saint Lucie	6	Circuit Civil	Subtotal	162,953	1,864	6.34	11,817.76	0.214%	\$ 13,367.50
Saint Lucie	6	Circuit Criminal	Felony	26,522	421				
Saint Lucie	6	Circuit Criminal	Subtotal	26,522	421	7.99	3,363.79	0.061%	\$ 3,805.00
Saint Lucie	6	County Civil	Civil	108,935	870				
Saint Lucie	6	County Civil	Evictions	17,823	125				
Saint Lucie	6	County Civil	Non-Monetary Civil	2,174	18				
Saint Lucie	6	County Civil	Replevins	630	4				
Saint Lucie	6	County Civil	Small Claims	248,023	1,693				
Saint Lucie	6	County Civil	Subtotal	377,585	2,710	5.83	15,799.30	0.286%	\$ 17,871.25
Saint Lucie	6	County Criminal	County Ordinance	7,388	146				
Saint Lucie	6	County Criminal	Criminal Traffic	74,437	641				
Saint Lucie	6	County Criminal	Misdemeanor	36,317	407				
Saint Lucie	6	County Criminal	Municipal Ordinance	3,224	104				
Saint Lucie	6	County Criminal	Subtotal	121,366	1,298	6.14	7,969.72	0.144%	\$ 9,015.00
Saint Lucie	6	Domestic Relations/Family	Child Support/UIFSA	28,068	241				
Saint Lucie	6	Domestic Relations/Family	Delinquency	(332)	(5)				
Saint Lucie	6	Domestic Relations/Family	Dependency	1,280	26				
Saint Lucie	6	Domestic Relations/Family	Dissolutions	22,262	420				
Saint Lucie	6	Domestic Relations/Family	Domestic Violence	3,798	11				
Saint Lucie	6	Domestic Relations/Family	Other	19,648	277				
Saint Lucie	6	Domestic Relations/Family	Subtotal	74,724	970	7.09	6,877.30	0.124%	\$ 7,779.38
Saint Lucie	6	Probate/Guardianship	Baker/Substance Abuse	5,079	22				
Saint Lucie	6	Probate/Guardianship	Guardianship	2,252	31				
Saint Lucie	6	Probate/Guardianship	Other Social	2,374	13				
Saint Lucie	6	Probate/Guardianship	Probate	31,298	489				
Saint Lucie	6	Probate/Guardianship	Trust	628	-				
Saint Lucie	6	Probate/Guardianship	Subtotal	41,631	555	6.58	3,651.90	0.066%	\$ 4,130.63
Saint Lucie	6	Traffic	Civil Traffic Infraction	353,365	2,152	1.50	3,228.00	0.058%	\$ 3,651.25
Saint Lucie	6	Total	Total	1,158,146	9,970		52,707.77	0.954%	\$59,620.00



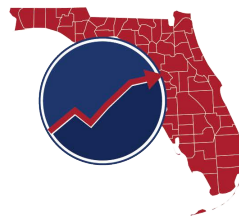
Agenda Item 5a - Attachment 1

County	PG	Division	SRS Case Types	Statewide Pending Cases Above "Normal"	County Share of Statewide Pending Cases Above "Normal"	Statewide WW Avg by Division W/O Non-SRS Cases	Statewide WWM W/O Non-SRS Cases	Percentage of Total WWM W/O Non-SRS Cases	Distribution with Weighting W/O Non-SRS Cases
Sarasota	6	Circuit Civil	Auto and Other Negligence	27,109	371				
Sarasota	6	Circuit Civil	Condominium	407	10				
Sarasota	6	Circuit Civil	Contract and Indebtedness	60,790	424				
Sarasota	6	Circuit Civil	Eminent Domain	188	4				
Sarasota	6	Circuit Civil	Foreclosure/Real Property	54,336	968				
Sarasota	6	Circuit Civil	Liability	1,667	31				
Sarasota	6	Circuit Civil	Other Civil/Business Disputes	10,589	281				
Sarasota	6	Circuit Civil	Other Civil/General	7,867	156				
Sarasota	6	Circuit Civil	Subtotal	162,953	2,245	6.34	14,233.30	0.258%	\$ 16,100.00
Sarasota	6	Circuit Criminal	Felony	26,522	393				
Sarasota	6	Circuit Criminal	Subtotal	26,522	393	7.99	3,140.07	0.057%	\$ 3,551.88
Sarasota	6	County Civil	Civil	108,935	1,631				
Sarasota	6	County Civil	Evictions	17,823	215				
Sarasota	6	County Civil	Non-Monetary Civil	2,174	23				
Sarasota	6	County Civil	Replevins	630	8				
Sarasota	6	County Civil	Small Claims	248,023	1,395				
Sarasota	6	County Civil	Subtotal	377,585	3,272	5.83	19,075.76	0.345%	\$ 21,577.50
Sarasota	6	County Criminal	County Ordinance	7,388	2				
Sarasota	6	County Criminal	Criminal Traffic	74,437	788				
Sarasota	6	County Criminal	Misdemeanor	36,317	393				
Sarasota	6	County Criminal	Municipal Ordinance	3,224	34				
Sarasota	6	County Criminal	Subtotal	121,366	1,217	6.14	7,472.38	0.135%	\$ 8,452.50
Sarasota	6	Domestic Relations/Family	Child Support/UIFSA	28,068	193				
Sarasota	6	Domestic Relations/Family	Delinquency	(332)	(4)				
Sarasota	6	Domestic Relations/Family	Dependency	1,280	35				
Sarasota	6	Domestic Relations/Family	Dissolutions	22,262	322				
Sarasota	6	Domestic Relations/Family	Domestic Violence	3,798	16				
Sarasota	6	Domestic Relations/Family	Other	19,648	267				
Sarasota	6	Domestic Relations/Family	Subtotal	74,724	829	7.09	5,877.61	0.106%	\$ 6,648.75
Sarasota	6	Probate/Guardianship	Baker/Substance Abuse	5,079	395				
Sarasota	6	Probate/Guardianship	Guardianship	2,252	31				
Sarasota	6	Probate/Guardianship	Other Social	2,374	16				
Sarasota	6	Probate/Guardianship	Probate	31,298	867				
Sarasota	6	Probate/Guardianship	Trust	628	20				
Sarasota	6	Probate/Guardianship	Subtotal	41,631	1,329	6.58	8,744.82	0.158%	\$ 9,891.88
Sarasota	6	Traffic	Civil Traffic Infraction	353,365	3,970	1.50	5,955.00	0.108%	\$ 6,736.25
Sarasota	6	Total	Total	1,158,146	13,255		64,498.94	1.167%	\$72,958.75



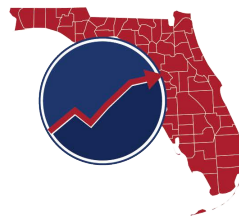
Agenda Item 5a - Attachment 1

County	PG	Division	SRS Case Types	Statewide Pending Cases Above "Normal"	County Share of Statewide Pending Cases Above "Normal"	Statewide WW Avg by Division W/O Non-SRS Cases	Statewide WWM W/O Non-SRS Cases	Percentage of Total WWM W/O Non-SRS Cases	Distribution with Weighting W/O Non-SRS Cases
Seminole	6	Circuit Civil	Auto and Other Negligence	27,109	644				
Seminole	6	Circuit Civil	Condominium	407	5				
Seminole	6	Circuit Civil	Contract and Indebtedness	60,790	1,303				
Seminole	6	Circuit Civil	Eminent Domain	188	3				
Seminole	6	Circuit Civil	Foreclosure/Real Property	54,336	1,090				
Seminole	6	Circuit Civil	Liability	1,667	32				
Seminole	6	Circuit Civil	Other Civil/Business Disputes	10,589	162				
Seminole	6	Circuit Civil	Other Civil/General	7,867	71				
Seminole	6	Circuit Civil	Subtotal	162,953	3,310	6.34	20,985.40	0.380%	\$ 23,737.50
Seminole	6	Circuit Criminal	Felony	26,522	281				
Seminole	6	Circuit Criminal	Subtotal	26,522	281	7.99	2,245.19	0.041%	\$ 2,539.38
Seminole	6	County Civil	Civil	108,935	2,242				
Seminole	6	County Civil	Evictions	17,823	182				
Seminole	6	County Civil	Non-Monetary Civil	2,174	34				
Seminole	6	County Civil	Replevins	630	7				
Seminole	6	County Civil	Small Claims	248,023	3,803				
Seminole	6	County Civil	Subtotal	377,585	6,268	5.83	36,542.44	0.661%	\$ 41,335.00
Seminole	6	County Criminal	County Ordinance	7,388	647				
Seminole	6	County Criminal	Criminal Traffic	74,437	1,444				
Seminole	6	County Criminal	Misdemeanor	36,317	607				
Seminole	6	County Criminal	Municipal Ordinance	3,224	4				
Seminole	6	County Criminal	Subtotal	121,366	2,702	6.14	16,590.28	0.300%	\$ 18,766.25
Seminole	6	Domestic Relations/Family	Child Support/UIFSA	28,068	347				
Seminole	6	Domestic Relations/Family	Delinquency	(332)	(4)				
Seminole	6	Domestic Relations/Family	Dependency	1,280	12				
Seminole	6	Domestic Relations/Family	Dissolutions	22,262	574				
Seminole	6	Domestic Relations/Family	Domestic Violence	3,798	59				
Seminole	6	Domestic Relations/Family	Other	19,648	527				
Seminole	6	Domestic Relations/Family	Subtotal	74,724	1,515	7.09	10,741.35	0.194%	\$ 12,150.00
Seminole	6	Probate/Guardianship	Baker/Substance Abuse	5,079	56				
Seminole	6	Probate/Guardianship	Guardianship	2,252	63				
Seminole	6	Probate/Guardianship	Other Social	2,374	2				
Seminole	6	Probate/Guardianship	Probate	31,298	548				
Seminole	6	Probate/Guardianship	Trust	628	2				
Seminole	6	Probate/Guardianship	Subtotal	41,631	671	6.58	4,415.18	0.080%	\$ 4,994.38
Seminole	6	Traffic	Civil Traffic Infraction	353,365	5,918	1.50	8,877.00	0.161%	\$ 10,041.25
Seminole	6	Total	Total	1,158,146	20,665		100,396.84	1.817%	\$113,563.75



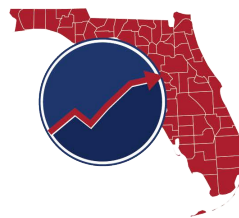
Agenda Item 5a - Attachment 1

County	PG	Division	SRS Case Types	Statewide Pending Cases Above "Normal"	County Share of Statewide Pending Cases Above "Normal"	Statewide WW Avg by Division W/O Non-SRS Cases	Statewide WWM W/O Non-SRS Cases	Percentage of Total WWM W/O Non-SRS Cases	Distribution with Weighting W/O Non-SRS Cases
Duval	7	Circuit Civil	Auto and Other Negligence	27,109	2,135				
Duval	7	Circuit Civil	Condominium	407	4				
Duval	7	Circuit Civil	Contract and Indebtedness	60,790	2,111				
Duval	7	Circuit Civil	Eminent Domain	188	16				
Duval	7	Circuit Civil	Foreclosure/Real Property	54,336	2,135				
Duval	7	Circuit Civil	Liability	1,667	119				
Duval	7	Circuit Civil	Other Civil/Business Disputes	10,589	174				
Duval	7	Circuit Civil	Other Civil/General	7,867	262				
Duval	7	Circuit Civil	Subtotal	162,953	6,956	6.34	44,101.04	0.798%	\$ 49,885.00
Duval	7	Circuit Criminal	Felony	26,522	939				
Duval	7	Circuit Criminal	Subtotal	26,522	939	7.99	7,502.61	0.136%	\$ 8,486.88
Duval	7	County Civil	Civil	108,935	4,525				
Duval	7	County Civil	Evictions	17,823	497				
Duval	7	County Civil	Non-Monetary Civil	2,174	110				
Duval	7	County Civil	Replevins	630	75				
Duval	7	County Civil	Small Claims	248,023	17,817				
Duval	7	County Civil	Subtotal	377,585	23,024	5.83	134,229.92	2.429%	\$ 151,835.00
Duval	7	County Criminal	County Ordinance	7,388	-				
Duval	7	County Criminal	Criminal Traffic	74,437	6,139				
Duval	7	County Criminal	Misdemeanor	36,317	1,130				
Duval	7	County Criminal	Municipal Ordinance	3,224	99				
Duval	7	County Criminal	Subtotal	121,366	7,368	6.14	45,239.52	0.819%	\$ 51,173.13
Duval	7	Domestic Relations/Family	Child Support/UIFSA	28,068	1,135				
Duval	7	Domestic Relations/Family	Delinquency	(332)	(13)				
Duval	7	Domestic Relations/Family	Dependency	1,280	228				
Duval	7	Domestic Relations/Family	Dissolutions	22,262	1,496				
Duval	7	Domestic Relations/Family	Domestic Violence	3,798	229				
Duval	7	Domestic Relations/Family	Other	19,648	1,448				
Duval	7	Domestic Relations/Family	Subtotal	74,724	4,523	7.09	32,068.07	0.580%	\$ 36,273.75
Duval	7	Probate/Guardianship	Baker/Substance Abuse	5,079	166				
Duval	7	Probate/Guardianship	Guardianship	2,252	182				
Duval	7	Probate/Guardianship	Other Social	2,374	40				
Duval	7	Probate/Guardianship	Probate	31,298	1,296				
Duval	7	Probate/Guardianship	Trust	628	12				
Duval	7	Probate/Guardianship	Subtotal	41,631	1,696	6.58	11,159.68	0.202%	\$ 12,623.13
Duval	7	Traffic	Civil Traffic Infraction	353,365	13,735	1.50	20,602.50	0.373%	\$ 23,304.38
Duval	7	Total	Total	1,158,146	58,241		294,903.34	5.337%	\$333,581.25



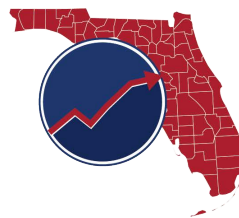
Agenda Item 5a - Attachment 1

County	PG	Division	SRS Case Types	Statewide Pending Cases Above "Normal"	County Share of Statewide Pending Cases Above "Normal"	Statewide WW Avg by Division W/O Non-SRS Cases	Statewide WWM W/O Non-SRS Cases	Percentage of Total WWM W/O Non-SRS Cases	Distribution with Weighting W/O Non-SRS Cases
Lee	7	Circuit Civil	Auto and Other Negligence	27,109	607				
Lee	7	Circuit Civil	Condominium	407	4				
Lee	7	Circuit Civil	Contract and Indebtedness	60,790	3,386				
Lee	7	Circuit Civil	Eminent Domain	188	-				
Lee	7	Circuit Civil	Foreclosure/Real Property	54,336	833				
Lee	7	Circuit Civil	Liability	1,667	31				
Lee	7	Circuit Civil	Other Civil/Business Disputes	10,589	669				
Lee	7	Circuit Civil	Other Civil/General	7,867	88				
Lee	7	Circuit Civil	Subtotal	162,953	5,618	6.34	35,618.12	0.645%	\$ 40,290.00
Lee	7	Circuit Criminal	Felony	26,522	320				
Lee	7	Circuit Criminal	Subtotal	26,522	320	7.99	2,556.80	0.046%	\$ 2,891.88
Lee	7	County Civil	Civil	108,935	3,972				
Lee	7	County Civil	Evictions	17,823	504				
Lee	7	County Civil	Non-Monetary Civil	2,174	72				
Lee	7	County Civil	Replevins	630	17				
Lee	7	County Civil	Small Claims	248,023	4,974				
Lee	7	County Civil	Subtotal	377,585	9,539	5.83	55,612.37	1.007%	\$ 62,906.25
Lee	7	County Criminal	County Ordinance	7,388	795				
Lee	7	County Criminal	Criminal Traffic	74,437	1,710				
Lee	7	County Criminal	Misdemeanor	36,317	561				
Lee	7	County Criminal	Municipal Ordinance	3,224	224				
Lee	7	County Criminal	Subtotal	121,366	3,290	6.14	20,200.60	0.366%	\$ 22,850.00
Lee	7	Domestic Relations/Family	Child Support/UIFSA	28,068	2,976				
Lee	7	Domestic Relations/Family	Delinquency	(332)	(8)				
Lee	7	Domestic Relations/Family	Dependency	1,280	-				
Lee	7	Domestic Relations/Family	Dissolutions	22,262	852				
Lee	7	Domestic Relations/Family	Domestic Violence	3,798	51				
Lee	7	Domestic Relations/Family	Other	19,648	549				
Lee	7	Domestic Relations/Family	Subtotal	74,724	4,420	7.09	31,337.80	0.567%	\$ 35,448.13
Lee	7	Probate/Guardianship	Baker/Substance Abuse	5,079	434				
Lee	7	Probate/Guardianship	Guardianship	2,252	56				
Lee	7	Probate/Guardianship	Other Social	2,374	28				
Lee	7	Probate/Guardianship	Probate	31,298	4,120				
Lee	7	Probate/Guardianship	Trust	628	13				
Lee	7	Probate/Guardianship	Subtotal	41,631	4,651	6.58	30,603.58	0.554%	\$ 34,617.50
Lee	7	Traffic	Civil Traffic Infraction	353,365	5,163	1.50	7,744.50	0.140%	\$ 8,760.00
Lee	7	Total	Total	1,158,146	33,001		183,673.77	3.324%	\$207,763.75



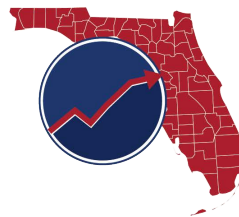
Agenda Item 5a - Attachment 1

County	PG	Division	SRS Case Types	Statewide Pending Cases Above "Normal"	County Share of Statewide Pending Cases Above "Normal"	Statewide WW Avg by Division W/O Non-SRS Cases	Statewide WWM W/O Non-SRS Cases	Percentage of Total WWM W/O Non-SRS Cases	Distribution with Weighting W/O Non-SRS Cases
Pinellas	7	Circuit Civil	Auto and Other Negligence	27,109	1,618				
Pinellas	7	Circuit Civil	Condominium	407	13				
Pinellas	7	Circuit Civil	Contract and Indebtedness	60,790	1,970				
Pinellas	7	Circuit Civil	Eminent Domain	188	3				
Pinellas	7	Circuit Civil	Foreclosure/Real Property	54,336	2,155				
Pinellas	7	Circuit Civil	Liability	1,667	84				
Pinellas	7	Circuit Civil	Other Civil/Business Disputes	10,589	137				
Pinellas	7	Circuit Civil	Other Civil/General	7,867	405				
Pinellas	7	Circuit Civil	Subtotal	162,953	6,385	6.34	40,480.90	0.733%	\$ 45,790.00
Pinellas	7	Circuit Criminal	Felony	26,522	1,659				
Pinellas	7	Circuit Criminal	Subtotal	26,522	1,659	7.99	13,255.41	0.240%	\$ 14,993.75
Pinellas	7	County Civil	Civil	108,935	3,304				
Pinellas	7	County Civil	Evictions	17,823	884				
Pinellas	7	County Civil	Non-Monetary Civil	2,174	83				
Pinellas	7	County Civil	Replevins	630	32				
Pinellas	7	County Civil	Small Claims	248,023	3,920				
Pinellas	7	County Civil	Subtotal	377,585	8,223	5.83	47,940.09	0.868%	\$ 54,227.50
Pinellas	7	County Criminal	County Ordinance	7,388	159				
Pinellas	7	County Criminal	Criminal Traffic	74,437	3,590				
Pinellas	7	County Criminal	Misdemeanor	36,317	1,829				
Pinellas	7	County Criminal	Municipal Ordinance	3,224	172				
Pinellas	7	County Criminal	Subtotal	121,366	5,750	6.14	35,305.00	0.639%	\$ 39,935.63
Pinellas	7	Domestic Relations/Family	Child Support/UIFSA	28,068	6,042				
Pinellas	7	Domestic Relations/Family	Delinquency	(332)	(7)				
Pinellas	7	Domestic Relations/Family	Dependency	1,280	-				
Pinellas	7	Domestic Relations/Family	Dissolutions	22,262	929				
Pinellas	7	Domestic Relations/Family	Domestic Violence	3,798	175				
Pinellas	7	Domestic Relations/Family	Other	19,648	945				
Pinellas	7	Domestic Relations/Family	Subtotal	74,724	8,084	7.09	57,315.56	1.037%	\$ 64,833.13
Pinellas	7	Probate/Guardianship	Baker/Substance Abuse	5,079	78				
Pinellas	7	Probate/Guardianship	Guardianship	2,252	66				
Pinellas	7	Probate/Guardianship	Other Social	2,374	13				
Pinellas	7	Probate/Guardianship	Probate	31,298	1,494				
Pinellas	7	Probate/Guardianship	Trust	628	47				
Pinellas	7	Probate/Guardianship	Subtotal	41,631	1,698	6.58	11,172.84	0.202%	\$ 12,638.13
Pinellas	7	Traffic	Civil Traffic Infraction	353,365	6,689	1.50	10,033.50	0.182%	\$ 11,349.38
Pinellas	7	Total	Total	1,158,146	38,488		215,503.30	3.900%	\$243,767.50



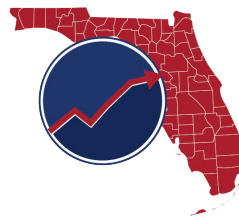
Agenda Item 5a - Attachment 1

County	PG	Division	SRS Case Types	Statewide Pending Cases Above "Normal"	County Share of Statewide Pending Cases Above "Normal"	Statewide WW Avg by Division W/O Non-SRS Cases	Statewide WWM W/O Non-SRS Cases	Percentage of Total WWM W/O Non-SRS Cases	Distribution with Weighting W/O Non-SRS Cases
Polk	7	Circuit Civil	Auto and Other Negligence	27,109	847				
Polk	7	Circuit Civil	Condominium	407	1				
Polk	7	Circuit Civil	Contract and Indebtedness	60,790	1,141				
Polk	7	Circuit Civil	Eminent Domain	188	14				
Polk	7	Circuit Civil	Foreclosure/Real Property	54,336	2,792				
Polk	7	Circuit Civil	Liability	1,667	39				
Polk	7	Circuit Civil	Other Civil/Business Disputes	10,589	129				
Polk	7	Circuit Civil	Other Civil/General	7,867	210				
Polk	7	Circuit Civil	Subtotal	162,953	5,173	6.34	32,796.82	0.594%	\$ 37,098.13
Polk	7	Circuit Criminal	Felony	26,522	966				
Polk	7	Circuit Criminal	Subtotal	26,522	966	7.99	7,718.34	0.140%	\$ 8,730.63
Polk	7	County Civil	Civil	108,935	2,618				
Polk	7	County Civil	Evictions	17,823	220				
Polk	7	County Civil	Non-Monetary Civil	2,174	104				
Polk	7	County Civil	Replevins	630	15				
Polk	7	County Civil	Small Claims	248,023	2,685				
Polk	7	County Civil	Subtotal	377,585	5,642	5.83	32,892.86	0.595%	\$ 37,206.88
Polk	7	County Criminal	County Ordinance	7,388	1,142				
Polk	7	County Criminal	Criminal Traffic	74,437	1,532				
Polk	7	County Criminal	Misdemeanor	36,317	1,112				
Polk	7	County Criminal	Municipal Ordinance	3,224	38				
Polk	7	County Criminal	Subtotal	121,366	3,824	6.14	23,479.36	0.425%	\$ 26,558.75
Polk	7	Domestic Relations/Family	Child Support/UIFSA	28,068	720				
Polk	7	Domestic Relations/Family	Delinquency	(332)	(11)				
Polk	7	Domestic Relations/Family	Dependency	1,280	34				
Polk	7	Domestic Relations/Family	Dissolutions	22,262	942				
Polk	7	Domestic Relations/Family	Domestic Violence	3,798	99				
Polk	7	Domestic Relations/Family	Other	19,648	719				
Polk	7	Domestic Relations/Family	Subtotal	74,724	2,503	7.09	17,746.27	0.321%	\$ 20,073.75
Polk	7	Probate/Guardianship	Baker/Substance Abuse	5,079	235				
Polk	7	Probate/Guardianship	Guardianship	2,252	224				
Polk	7	Probate/Guardianship	Other Social	2,374	14				
Polk	7	Probate/Guardianship	Probate	31,298	854				
Polk	7	Probate/Guardianship	Trust	628	2				
Polk	7	Probate/Guardianship	Subtotal	41,631	1,329	6.58	8,744.82	0.158%	\$ 9,891.88
Polk	7	Traffic	Civil Traffic Infraction	353,365	7,181	1.50	10,771.50	0.195%	\$ 12,184.38
Polk	7	Total	Total	1,158,146	26,618		134,149.97	2.428%	\$151,744.38



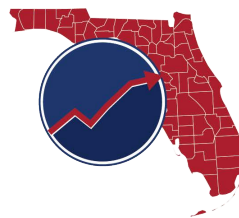
Agenda Item 5a - Attachment 1

County	PG	Division	SRS Case Types	Statewide Pending Cases Above "Normal"	County Share of Statewide Pending Cases Above "Normal"	Statewide WW Avg by Division W/O Non-SRS Cases	Statewide WWM W/O Non-SRS Cases	Percentage of Total WWM W/O Non-SRS Cases	Distribution with Weighting W/O Non-SRS Cases
Volusia	7	Circuit Civil	Auto and Other Negligence	27,109	725				
Volusia	7	Circuit Civil	Condominium	407	2				
Volusia	7	Circuit Civil	Contract and Indebtedness	60,790	426				
Volusia	7	Circuit Civil	Eminent Domain	188	5				
Volusia	7	Circuit Civil	Foreclosure/Real Property	54,336	1,817				
Volusia	7	Circuit Civil	Liability	1,667	41				
Volusia	7	Circuit Civil	Other Civil/Business Disputes	10,589	409				
Volusia	7	Circuit Civil	Other Civil/General	7,867	138				
Volusia	7	Circuit Civil	Subtotal	162,953	3,563	6.34	22,589.42	0.409%	\$ 25,552.50
Volusia	7	Circuit Criminal	Felony	26,522	683				
Volusia	7	Circuit Criminal	Subtotal	26,522	683	7.99	5,457.17	0.099%	\$ 6,173.13
Volusia	7	County Civil	Civil	108,935	2,278				
Volusia	7	County Civil	Evictions	17,823	12				
Volusia	7	County Civil	Non-Monetary Civil	2,174	45				
Volusia	7	County Civil	Replevins	630	14				
Volusia	7	County Civil	Small Claims	248,023	8,463				
Volusia	7	County Civil	Subtotal	377,585	10,812	5.83	63,033.96	1.141%	\$ 71,301.25
Volusia	7	County Criminal	County Ordinance	7,388	61				
Volusia	7	County Criminal	Criminal Traffic	74,437	1,378				
Volusia	7	County Criminal	Misdemeanor	36,317	1,116				
Volusia	7	County Criminal	Municipal Ordinance	3,224	67				
Volusia	7	County Criminal	Subtotal	121,366	2,622	6.14	16,099.08	0.291%	\$ 18,210.63
Volusia	7	Domestic Relations/Family	Child Support/UIFSA	28,068	252				
Volusia	7	Domestic Relations/Family	Delinquency	(332)	(4)				
Volusia	7	Domestic Relations/Family	Dependency	1,280	76				
Volusia	7	Domestic Relations/Family	Dissolutions	22,262	374				
Volusia	7	Domestic Relations/Family	Domestic Violence	3,798	29				
Volusia	7	Domestic Relations/Family	Other	19,648	466				
Volusia	7	Domestic Relations/Family	Subtotal	74,724	1,193	7.09	8,458.37	0.153%	\$ 9,567.50
Volusia	7	Probate/Guardianship	Baker/Substance Abuse	5,079	34				
Volusia	7	Probate/Guardianship	Guardianship	2,252	50				
Volusia	7	Probate/Guardianship	Other Social	2,374	958				
Volusia	7	Probate/Guardianship	Probate	31,298	862				
Volusia	7	Probate/Guardianship	Trust	628	26				
Volusia	7	Probate/Guardianship	Subtotal	41,631	1,930	6.58	12,699.40	0.230%	\$ 14,365.00
Volusia	7	Traffic	Civil Traffic Infraction	353,365	2,817	1.50	4,225.50	0.076%	\$ 4,780.00
Volusia	7	Total	Total	1,158,146	23,620		132,562.90	2.399%	\$149,950.00



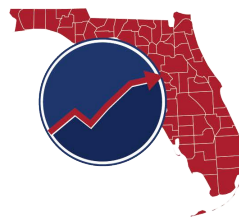
Agenda Item 5a - Attachment 1

County	PG	Division	SRS Case Types	Statewide Pending Cases Above "Normal"	County Share of Statewide Pending Cases Above "Normal"	Statewide WW Avg by Division W/O Non-SRS Cases	Statewide WWM W/O Non-SRS Cases	Percentage of Total WWM W/O Non-SRS Cases	Distribution with Weighting W/O Non-SRS Cases
Broward	8	Circuit Civil	Auto and Other Negligence	27,109	2,580				
Broward	8	Circuit Civil	Condominium	407	97				
Broward	8	Circuit Civil	Contract and Indebtedness	60,790	8,900				
Broward	8	Circuit Civil	Eminent Domain	188	1				
Broward	8	Circuit Civil	Foreclosure/Real Property	54,336	5,059				
Broward	8	Circuit Civil	Liability	1,667	159				
Broward	8	Circuit Civil	Other Civil/Business Disputes	10,589	1,927				
Broward	8	Circuit Civil	Other Civil/General	7,867	784				
Broward	8	Circuit Civil	Subtotal	162,953	19,507	6.34	123,674.38	2.238%	\$ 139,895.00
Broward	8	Circuit Criminal	Felony	26,522	2,096				
Broward	8	Circuit Criminal	Subtotal	26,522	2,096	7.99	16,747.04	0.303%	\$ 18,943.75
Broward	8	County Civil	Civil	108,935	12,924				
Broward	8	County Civil	Evictions	17,823	557				
Broward	8	County Civil	Non-Monetary Civil	2,174	97				
Broward	8	County Civil	Replevins	630	45				
Broward	8	County Civil	Small Claims	248,023	33,018				
Broward	8	County Civil	Subtotal	377,585	46,641	5.83	271,917.03	4.921%	\$ 307,581.25
Broward	8	County Criminal	County Ordinance	7,388	19				
Broward	8	County Criminal	Criminal Traffic	74,437	4,990				
Broward	8	County Criminal	Misdemeanor	36,317	2,290				
Broward	8	County Criminal	Municipal Ordinance	3,224	1,077				
Broward	8	County Criminal	Subtotal	121,366	8,376	6.14	51,428.64	0.931%	\$ 58,173.75
Broward	8	Domestic Relations/Family	Child Support/UIFSA	28,068	533				
Broward	8	Domestic Relations/Family	Delinquency	(332)	(66)				
Broward	8	Domestic Relations/Family	Dependency	1,280	-				
Broward	8	Domestic Relations/Family	Dissolutions	22,262	1,813				
Broward	8	Domestic Relations/Family	Domestic Violence	3,798	325				
Broward	8	Domestic Relations/Family	Other	19,648	1,343				
Broward	8	Domestic Relations/Family	Subtotal	74,724	3,948	7.09	27,991.32	0.507%	\$ 31,662.50
Broward	8	Probate/Guardianship	Baker/Substance Abuse	5,079	583				
Broward	8	Probate/Guardianship	Guardianship	2,252	111				
Broward	8	Probate/Guardianship	Other Social	2,374	68				
Broward	8	Probate/Guardianship	Probate	31,298	2,609				
Broward	8	Probate/Guardianship	Trust	628	76				
Broward	8	Probate/Guardianship	Subtotal	41,631	3,447	6.58	22,681.26	0.411%	\$ 25,656.25
Broward	8	Traffic	Civil Traffic Infraction	353,365	12,819	1.50	19,228.50	0.348%	\$ 21,750.63
Broward	8	Total	Total	1,158,146	96,834		533,668.17	9.659%	\$603,663.13



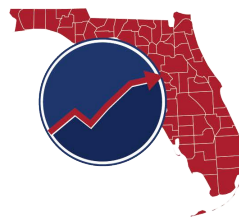
Agenda Item 5a - Attachment 1

County	PG	Division	SRS Case Types	Statewide Pending Cases Above "Normal"	County Share of Statewide Pending Cases Above "Normal"	Statewide WW Avg by Division W/O Non-SRS Cases	Statewide WWM W/O Non-SRS Cases	Percentage of Total WWM W/O Non-SRS Cases	Distribution with Weighting W/O Non-SRS Cases
Hillsborough	8	Circuit Civil	Auto and Other Negligence	27,109	2,185				
Hillsborough	8	Circuit Civil	Condominium	407	5				
Hillsborough	8	Circuit Civil	Contract and Indebtedness	60,790	2,976				
Hillsborough	8	Circuit Civil	Eminent Domain	188	1				
Hillsborough	8	Circuit Civil	Foreclosure/Real Property	54,336	2,076				
Hillsborough	8	Circuit Civil	Liability	1,667	87				
Hillsborough	8	Circuit Civil	Other Civil/Business Disputes	10,589	223				
Hillsborough	8	Circuit Civil	Other Civil/General	7,867	489				
Hillsborough	8	Circuit Civil	Subtotal	162,953	8,042	6.34	50,986.28	0.923%	\$ 57,673.75
Hillsborough	8	Circuit Criminal	Felony	26,522	1,134				
Hillsborough	8	Circuit Criminal	Subtotal	26,522	1,134	7.99	9,060.66	0.164%	\$ 10,248.75
Hillsborough	8	County Civil	Civil	108,935	8,469				
Hillsborough	8	County Civil	Evictions	17,823	4,593				
Hillsborough	8	County Civil	Non-Monetary Civil	2,174	194				
Hillsborough	8	County Civil	Replevins	630	57				
Hillsborough	8	County Civil	Small Claims	248,023	41,638				
Hillsborough	8	County Civil	Subtotal	377,585	54,951	5.83	320,364.33	5.798%	\$ 362,382.50
Hillsborough	8	County Criminal	County Ordinance	7,388	33				
Hillsborough	8	County Criminal	Criminal Traffic	74,437	4,108				
Hillsborough	8	County Criminal	Misdemeanor	36,317	1,698				
Hillsborough	8	County Criminal	Municipal Ordinance	3,224	27				
Hillsborough	8	County Criminal	Subtotal	121,366	5,866	6.14	36,017.24	0.652%	\$ 40,741.25
Hillsborough	8	Domestic Relations/Family	Child Support/UIFSA	28,068	2,710				
Hillsborough	8	Domestic Relations/Family	Delinquency	(332)	(20)				
Hillsborough	8	Domestic Relations/Family	Dependency	1,280	-				
Hillsborough	8	Domestic Relations/Family	Dissolutions	22,262	1,332				
Hillsborough	8	Domestic Relations/Family	Domestic Violence	3,798	150				
Hillsborough	8	Domestic Relations/Family	Other	19,648	1,420				
Hillsborough	8	Domestic Relations/Family	Subtotal	74,724	5,592	7.09	39,647.28	0.718%	\$ 44,847.50
Hillsborough	8	Probate/Guardianship	Baker/Substance Abuse	5,079	248				
Hillsborough	8	Probate/Guardianship	Guardianship	2,252	82				
Hillsborough	8	Probate/Guardianship	Other Social	2,374	10				
Hillsborough	8	Probate/Guardianship	Probate	31,298	1,234				
Hillsborough	8	Probate/Guardianship	Trust	628	17				
Hillsborough	8	Probate/Guardianship	Subtotal	41,631	1,591	6.58	10,468.78	0.189%	\$ 11,841.88
Hillsborough	8	Traffic	Civil Traffic Infraction	353,365	17,552	1.50	26,328.00	0.477%	\$ 29,781.25
Hillsborough	8	Total	Total	1,158,146	94,728		492,872.57	8.920%	\$557,516.88



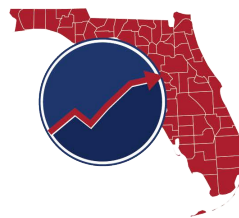
Agenda Item 5a - Attachment 1

County	PG	Division	SRS Case Types	Statewide Pending Cases Above "Normal"	County Share of Statewide Pending Cases Above "Normal"	Statewide WW Avg by Division W/O Non-SRS Cases	Statewide WWM W/O Non-SRS Cases	Percentage of Total WWM W/O Non-SRS Cases	Distribution with Weighting W/O Non-SRS Cases
Miami-Dade	8	Circuit Civil	Auto and Other Negligence	27,109	3,573				
Miami-Dade	8	Circuit Civil	Condominium	407	172				
Miami-Dade	8	Circuit Civil	Contract and Indebtedness	60,790	15,731				
Miami-Dade	8	Circuit Civil	Eminent Domain	188	11				
Miami-Dade	8	Circuit Civil	Foreclosure/Real Property	54,336	8,100				
Miami-Dade	8	Circuit Civil	Liability	1,667	233				
Miami-Dade	8	Circuit Civil	Other Civil/Business Disputes	10,589	2,150				
Miami-Dade	8	Circuit Civil	Other Civil/General	7,867	1,836				
Miami-Dade	8	Circuit Civil	Subtotal	162,953	31,806	6.34	201,650.04	3.650%	\$ 228,098.13
Miami-Dade	8	Circuit Criminal	Felony	26,522	2,235				
Miami-Dade	8	Circuit Criminal	Subtotal	26,522	2,235	7.99	17,857.65	0.323%	\$ 20,200.00
Miami-Dade	8	County Civil	Civil	108,935	29,510				
Miami-Dade	8	County Civil	Evictions	17,823	2,985				
Miami-Dade	8	County Civil	Non-Monetary Civil	2,174	176				
Miami-Dade	8	County Civil	Replevins	630	118				
Miami-Dade	8	County Civil	Small Claims	248,023	66,311				
Miami-Dade	8	County Civil	Subtotal	377,585	99,100	5.83	577,753.00	10.456%	\$ 653,530.00
Miami-Dade	8	County Criminal	County Ordinance	7,388	95				
Miami-Dade	8	County Criminal	Criminal Traffic	74,437	22,492				
Miami-Dade	8	County Criminal	Misdemeanor	36,317	4,580				
Miami-Dade	8	County Criminal	Municipal Ordinance	3,224	105				
Miami-Dade	8	County Criminal	Subtotal	121,366	27,272	6.14	167,450.08	3.031%	\$ 189,412.50
Miami-Dade	8	Domestic Relations/Family	Child Support/UIFSA	28,068	4,626				
Miami-Dade	8	Domestic Relations/Family	Delinquency	(332)	(18)				
Miami-Dade	8	Domestic Relations/Family	Dependency	1,280	1				
Miami-Dade	8	Domestic Relations/Family	Dissolutions	22,262	2,199				
Miami-Dade	8	Domestic Relations/Family	Domestic Violence	3,798	1,548				
Miami-Dade	8	Domestic Relations/Family	Other	19,648	2,445				
Miami-Dade	8	Domestic Relations/Family	Subtotal	74,724	10,801	7.09	76,579.09	1.386%	\$ 86,623.13
Miami-Dade	8	Probate/Guardianship	Baker/Substance Abuse	5,079	136				
Miami-Dade	8	Probate/Guardianship	Guardianship	2,252	277				
Miami-Dade	8	Probate/Guardianship	Other Social	2,374	150				
Miami-Dade	8	Probate/Guardianship	Probate	31,298	2,308				
Miami-Dade	8	Probate/Guardianship	Trust	628	35				
Miami-Dade	8	Probate/Guardianship	Subtotal	41,631	2,906	6.58	19,121.48	0.346%	\$ 21,629.38
Miami-Dade	8	Traffic	Civil Traffic Infraction	353,365	151,513	1.50	227,269.50	4.113%	\$ 257,077.50
Miami-Dade	8	Total	Total	1,158,146	325,633		1,287,680.84	23.305%	\$1,456,570.63



Agenda Item 5a - Attachment 1

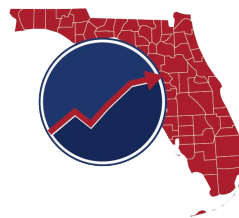
County	PG	Division	SRS Case Types	Statewide Pending Cases Above "Normal"	County Share of Statewide Pending Cases Above "Normal"	Statewide WW Avg by Division W/O Non-SRS Cases	Statewide WWM W/O Non-SRS Cases	Percentage of Total WWM W/O Non-SRS Cases	Distribution with Weighting W/O Non-SRS Cases
Orange	8	Circuit Civil	Auto and Other Negligence	27,109	2,615				
Orange	8	Circuit Civil	Condominium	407	10				
Orange	8	Circuit Civil	Contract and Indebtedness	60,790	4,096				
Orange	8	Circuit Civil	Eminent Domain	188	3				
Orange	8	Circuit Civil	Foreclosure/Real Property	54,336	2,737				
Orange	8	Circuit Civil	Liability	1,667	125				
Orange	8	Circuit Civil	Other Civil/Business Disputes	10,589	550				
Orange	8	Circuit Civil	Other Civil/General	7,867	361				
Orange	8	Circuit Civil	Subtotal	162,953	10,497	6.34	66,550.98	1.204%	\$ 75,279.38
Orange	8	Circuit Criminal	Felony	26,522	3,301				
Orange	8	Circuit Criminal	Subtotal	26,522	3,301	7.99	26,374.99	0.477%	\$ 29,834.38
Orange	8	County Civil	Civil	108,935	3,389				
Orange	8	County Civil	Evictions	17,823	919				
Orange	8	County Civil	Non-Monetary Civil	2,174	54				
Orange	8	County Civil	Replevins	630	18				
Orange	8	County Civil	Small Claims	248,023	23,212				
Orange	8	County Civil	Subtotal	377,585	27,592	5.83	160,861.36	2.911%	\$ 181,959.38
Orange	8	County Criminal	County Ordinance	7,388	353				
Orange	8	County Criminal	Criminal Traffic	74,437	3,579				
Orange	8	County Criminal	Misdemeanor	36,317	5,265				
Orange	8	County Criminal	Municipal Ordinance	3,224	506				
Orange	8	County Criminal	Subtotal	121,366	9,703	6.14	59,576.42	1.078%	\$ 67,390.63
Orange	8	Domestic Relations/Family	Child Support/UIFSA	28,068	1,234				
Orange	8	Domestic Relations/Family	Delinquency	(332)	(10)				
Orange	8	Domestic Relations/Family	Dependency	1,280	19				
Orange	8	Domestic Relations/Family	Dissolutions	22,262	1,923				
Orange	8	Domestic Relations/Family	Domestic Violence	3,798	89				
Orange	8	Domestic Relations/Family	Other	19,648	1,450				
Orange	8	Domestic Relations/Family	Subtotal	74,724	4,705	7.09	33,358.45	0.604%	\$ 37,733.75
Orange	8	Probate/Guardianship	Baker/Substance Abuse	5,079	120				
Orange	8	Probate/Guardianship	Guardianship	2,252	67				
Orange	8	Probate/Guardianship	Other Social	2,374	44				
Orange	8	Probate/Guardianship	Probate	31,298	926				
Orange	8	Probate/Guardianship	Trust	628	7				
Orange	8	Probate/Guardianship	Subtotal	41,631	1,164	6.58	7,659.12	0.139%	\$ 8,663.75
Orange	8	Traffic	Civil Traffic Infraction	353,365	39,954	1.50	59,931.00	1.085%	\$ 67,791.25
Orange	8	Total	Total	1,158,146	96,916		414,312.32	7.498%	\$468,652.50



Agenda Item 5a - Attachment 1

County	PG	Division	SRS Case Types	Statewide Pending Cases Above "Normal"	County Share of Statewide Pending Cases Above "Normal"	Statewide WW Avg by Division W/O Non-SRS Cases	Statewide WWM W/O Non-SRS Cases	Percentage of Total WWM W/O Non-SRS Cases	Distribution with Weighting W/O Non-SRS Cases
Palm Beach	8	Circuit Civil	Auto and Other Negligence	27,109	1,904				
Palm Beach	8	Circuit Civil	Condominium	407	38				
Palm Beach	8	Circuit Civil	Contract and Indebtedness	60,790	5,439				
Palm Beach	8	Circuit Civil	Eminent Domain	188	16				
Palm Beach	8	Circuit Civil	Foreclosure/Real Property	54,336	3,742				
Palm Beach	8	Circuit Civil	Liability	1,667	193				
Palm Beach	8	Circuit Civil	Other Civil/Business Disputes	10,589	1,080				
Palm Beach	8	Circuit Civil	Other Civil/General	7,867	405				
Palm Beach	8	Circuit Civil	Subtotal	162,953	12,817	6.34	81,259.78	1.471%	\$ 91,917.50
Palm Beach	8	Circuit Criminal	Felony	26,522	908				
Palm Beach	8	Circuit Criminal	Subtotal	26,522	908	7.99	7,254.92	0.131%	\$ 8,206.25
Palm Beach	8	County Civil	Civil	108,935	6,083				
Palm Beach	8	County Civil	Evictions	17,823	974				
Palm Beach	8	County Civil	Non-Monetary Civil	2,174	108				
Palm Beach	8	County Civil	Replevins	630	23				
Palm Beach	8	County Civil	Small Claims	248,023	6,807				
Palm Beach	8	County Civil	Subtotal	377,585	13,995	5.83	81,590.85	1.477%	\$ 92,291.88
Palm Beach	8	County Criminal	County Ordinance	7,388	1,850				
Palm Beach	8	County Criminal	Criminal Traffic	74,437	4,576				
Palm Beach	8	County Criminal	Misdemeanor	36,317	1,738				
Palm Beach	8	County Criminal	Municipal Ordinance	3,224	246				
Palm Beach	8	County Criminal	Subtotal	121,366	8,410	6.14	51,637.40	0.935%	\$ 58,410.00
Palm Beach	8	Domestic Relations/Family	Child Support/UIFSA	28,068	366				
Palm Beach	8	Domestic Relations/Family	Delinquency	(332)	(12)				
Palm Beach	8	Domestic Relations/Family	Dependency	1,280	28				
Palm Beach	8	Domestic Relations/Family	Dissolutions	22,262	2,062				
Palm Beach	8	Domestic Relations/Family	Domestic Violence	3,798	77				
Palm Beach	8	Domestic Relations/Family	Other	19,648	1,366				
Palm Beach	8	Domestic Relations/Family	Subtotal	74,724	3,887	7.09	27,558.83	0.499%	\$ 31,173.13
Palm Beach	8	Probate/Guardianship	Baker/Substance Abuse	5,079	1,593				
Palm Beach	8	Probate/Guardianship	Guardianship	2,252	137				
Palm Beach	8	Probate/Guardianship	Other Social	2,374	51				
Palm Beach	8	Probate/Guardianship	Probate	31,298	2,599				
Palm Beach	8	Probate/Guardianship	Trust	628	149				
Palm Beach	8	Probate/Guardianship	Subtotal	41,631	4,529	6.58	29,800.82	0.539%	\$ 33,709.38
Palm Beach	8	Traffic	Civil Traffic Infraction	353,365	16,862	1.50	25,293.00	0.458%	\$ 28,610.63
Palm Beach	8	Total	Total	1,158,146	61,408		304,395.60	5.509%	\$344,318.75

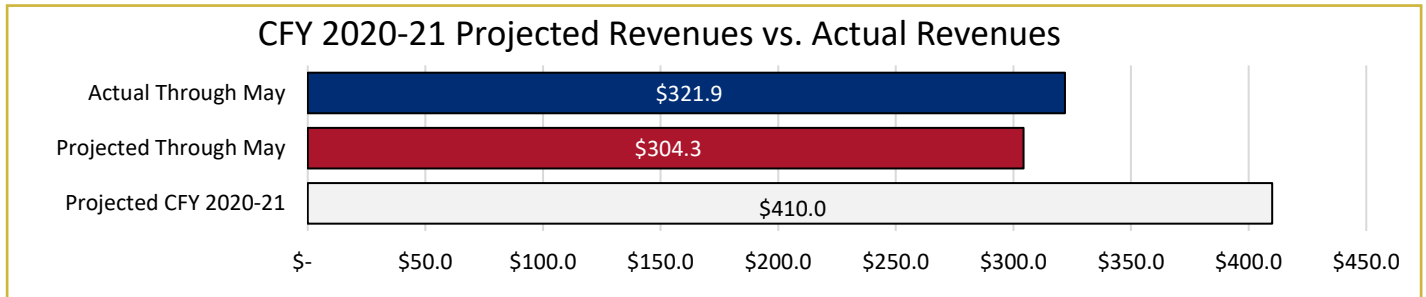
Total 1,158,146 - 5,525,313.23 1.000 6,250,000.63



CCOC
 FLORIDA CLERKS OF COURT
 OPERATIONS CORPORATION

REVENUE REPORT – Through May 2021

The July Article V Revenue Estimating Conference projected the clerks to collect a total statewide revenue of **\$410 million** for CFY 2020-21.



Total revenues reported for May 2021 were **\$35,936,488.63**

- This amount is about **\$2.1 million, or 6.3 percent above** the July REC projection for May.
- Through the first nine months, the REC expected clerks to collect approximately **\$304.3 million**. The actual revenue is **\$322.1 million**.
- YTD Revenue is **\$17.8 million above** expectations or **5.8 percent above** the nine-month projection.
 - Total revenue is above projection mainly due to the unexpected revenue from the restoration of voting rights initiative.

Compared to April 2021 – down **\$3.4 million, or 8.5 percent**, compared to last month.

- County Civil revenue is down **\$0.2 million – down 1.8 percent**.
- Civil Traffic revenue is down **\$1.2 million – down 12.7 percent**.
- Criminal Traffic revenue is down **\$0.5 million – down 16.2 percent**.

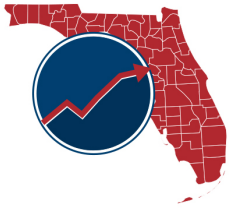
Compared to May 2020 – up **\$14.2 million, or 65.5 percent**, year-over-year.

- Civil Traffic revenue is up \$3.3 million – up 70.2 percent.
- County Civil revenue is up \$6.1 million – up 96.3 percent.

Year to Date – up **\$27.9 million, or 9.5 percent**, compared to Sept-May last year.

- Circuit Criminal is up \$11.2 million – up 72.5 percent.
- County Criminal is up \$0.05 million – up 0.4 percent.
- Criminal Traffic is up \$1.8 million – up 8.6 percent.
- Civil Traffic is down **\$6.2 million – down 8.1 percent**.
- Unallocated revenue is down **\$3.5 million – down 25.4 percent**.
- Combined, Circuit Civil and County Civil revenue is up \$19.8 million – up 15.6 percent overall. ¹
 - County Civil is up \$22.2 million – up 26.6 percent.
 - Circuit Civil is down **\$2.4 million – down 5.5 percent**.
- Probate is up \$2.4 million – up 19.7 percent.
- Dependency is down **\$0.03 million – down 9.5 percent**.
- Family is up \$2.3 million – up 14.2 percent.

¹ As of January 1, 2020, the Legislature transferred certain Circuit Civil cases (cases valued between \$15,000 and \$30,000) to the County Civil division.



AGENDA ITEM 5b

DATE: June 28, 2021
SUBJECT: PIE Committee Update and Future Outlook
COMMITTEE ACTION: Approve the PIE Committee Report

OVERVIEW:

The PIE Committee met on January 19, 2021, after the last Executive Council meeting and discussed several issues, including:

- Changes to the Performance Measures
- Revising the Fiscal Management Report Form
- Adjustments to the Case Weights
- Working with FCCC on a Best Practice Recognition Program

ACTION ITEMS:

1. The PIE Committee approved changing the performance measures for CFY 2021-22:

Collections Performance Measure and Standards:

- 1) Circuit Civil, County Civil, Probate – Increase to 95% from current 90%; Family – Increase to 90% from current 75%
- 2) Circuit Criminal – Send to a workgroup to determine the proper standard
- 3) Criminal Traffic – Increase to 50% from current 40%
- 4) Civil Traffic – Send to a workgroup to determine the proper standard

Timeliness Performance Measures and Standards:

- 5) All Court Divisions (Filing & Docketing) – Send to a workgroup to determine the proper standard

Jury Payment Performance Measure and Standards:

- 6) No changes recommended.

The PIE Committee also directed CCOC staff to select the Workgroup members of clerk staff to also review possible new measures to add or consider measures to remove or changed to meet the latest legislative actions.

2. The PIE Committee approved the revisions to the Fiscal Management Report, changing the wording of the questions to relate to the fiscal reports submitted to CCOC and having CCOC staff automate responses based on submission information to alleviate some workload on clerks.
3. The PIE Committee approved adjustments to the Case Weights:
 - 1) The new sub-case type of Risk Protection Orders (RPO's) be weighted 6 like Baker Act & Substance abuse cases.
 - 2) The new sub-case type of Vulnerable Adult cases be weighted 6 like Baker Act & Substance abuse cases.
 - 3) Search Warrants be reduced from 2 to 0.
 - 4) Professional Guardian Files be reduced from 2 to 0.
 - 5) Other Real Property Actions be reduced from 7 to 6 and Other Civil be increased from a 5 to 6, to be consistent with the weights of Condominium and Contract and Indebtedness sub-cases.
 - 6) Cases Unable to be Categorized be reduced from 1 to 0.
 - 7) All Other Felonies remains at 8.
4. CFY 2019-20 Annual Collection Agents Summary Report – report attached for Executive Council approval. Once adopted, the report will be posted to the CCOC website: <https://flccoc.org/ccoc-reports/#acar>.

CFY 2021-22 OUTLOOK:

The CCOC PIE Committee will meet in the near future to continue its work. Included in the upcoming year, the PIE Committee will consider:

- Updating the Performance Measures
- Validating and Adjusting the Case Weights
- Review Current Reporting Requirements and Streamline Reports

COMMITTEE ACTION: Approve the PIE Committee Report

LEAD STAFF: Jason L. Welty, Deputy Executive Director
Marleni Bruner, Senior Budget Manager

ATTACHMENTS:

1. CFY 2019-20 Annual Collection Agents Summary Report



Collection Agent Annual Report

County Fiscal Year 2019 - 20

(October 1, 2019 through September 30, 2020)



TABLE OF CONTENTS

SECTION 1	COLLECTION AGENTS UNDER CONTRACT	3
SECTION 2	STATE-WIDE DATA SUMMARY AND ANALYSIS	4
SECTION 3	COLLECTIONS AGENT DATA BY COUNTY	
	ACCOUNTS SENT FOR COLLECTION ACTION	5
SECTION 4	COLLECTIONS AGENT DATA BY COUNTY	
	COLLECTIONS RECEIVED	8

SECTION ONE STATE-WIDE DATA: Agents Contracted by County

COLLECTION AGENTS UNDER CONTRACT BY COUNTY					
County	Agent	County	Agent	County	Agent
Alachua	Gila Corporation dba Municipal Services Bureau	Hernando	Linebarger, Goggan, Blair & Sampson, LLP	Osceola	Valley Collection Service, LLC
Baker	Perdue Brandon	Highlands	Penn Credit Corporation	Osceola	IC System, Inc
Bay	Penn Credit Corporation	Highlands	Perdue Brandon	Palm Beach	Linebarger, Goggan, Blair & Sampson, LLP
Bradford	Perdue Brandon	Hillsborough	Linebarger, Goggan, Blair & Sampson, LLP	Palm Beach	Penn Credit Corporation
Broward	Linebarger, Goggan, Blair & Sampson, LLP	Hillsborough	Perdue Brandon	Pasco	Linebarger, Goggan, Blair & Sampson, LLP
Broward	Penn Credit Corporation	Hillsborough	Penn Credit Corporation	Pasco	Penn Credit Corporation
Calhoun	Credit Bureau of Marianna, Inc.	Holmes	Perdue Brandon	Pinellas	Penn Credit Corporation
Calhoun	Penn Credit Corporation	Holmes	Penn Credit Corporation	Pinellas	Linebarger, Goggan, Blair & Sampson, LLP
Charlotte	Linebarger, Goggan, Blair & Sampson, LLP	Indian River	Penn Credit Corporation	Polk	Penn Credit Corporation
Charlotte	Penn Credit Corporation	Jackson	Credit Bureau of Marianna, Inc.	Polk	Linebarger, Goggan, Blair & Sampson, LLP
Citrus	Linebarger, Goggan, Blair & Sampson, LLP	Jefferson	Penn Credit Corporation	Putnam	Gila Corporation dba Municipal Services Bureau
Citrus	Gila Corporation dba Municipal Services Bureau	Lafayette	Perdue Brandon	Putnam	Penn Credit Corporation
Clay	Linebarger, Goggan, Blair & Sampson, LLP	Lake	Linebarger, Goggan, Blair & Sampson, LLP	Saint Johns	Linebarger, Goggan, Blair & Sampson, LLP
Clay	Gila Corporation dba Municipal Services Bureau	Lee	Linebarger, Goggan, Blair & Sampson, LLP	Saint Johns	Gila Corporation dba Municipal Services Bureau
Collier	Linebarger, Goggan, Blair & Sampson, LLP	Leon	Linebarger, Goggan, Blair & Sampson, LLP	Saint Lucie	Penn Credit Corporation
Collier	Penn Credit Corporation	Leon	Penn Credit Corporation	Saint Lucie	Linebarger, Goggan, Blair & Sampson, LLP
Columbia	Penn Credit Corporation	Leon	Perdue Brandon	Saint Lucie	The Law Offices of Travis R. Walker, P.A.
DeSoto	Perdue Brandon	Levy	NO AGENTS UNDER CONTRACT	Santa Rosa	Perdue Brandon
Dixie	NO AGENTS UNDER CONTRACT	Liberty	Penn Credit Corporation	Sarasota	Linebarger, Goggan, Blair & Sampson, LLP
Duval	Linebarger, Goggan, Blair & Sampson, LLP	Liberty	Perdue Brandon	Sarasota	Penn Credit Corporation
Duval	Gila Corporation dba Municipal Services Bureau	Madison	Perdue Brandon	Sarasota	AllianceOne
Duval	Penn Credit Corporation	Manatee	Perdue Brandon	Seminole	Linebarger, Goggan, Blair & Sampson, LLP
Escambia	Penn Credit Corporation	Manatee	Linebarger, Goggan, Blair & Sampson, LLP	Seminole	Penn Credit Corporation
Escambia	Linebarger, Goggan, Blair & Sampson, LLP	Marion	Gila Corporation dba Municipal Services Bureau	Sumter	NO AGENTS UNDER CONTRACT
Flagler	Linebarger, Goggan, Blair & Sampson, LLP	Martin	Linebarger, Goggan, Blair & Sampson, LLP	Suwannee	Gila Corporation dba Municipal Services Bureau
Flagler	Penn Credit Corporation	Miami-Dade	AllianceOne	Taylor	Perdue Brandon
Franklin	Penn Credit Corporation	Miami-Dade	Linebarger, Goggan, Blair & Sampson, LLP	Union	Penn Credit Corporation
Franklin	Perdue Brandon	Miami-Dade	Penn Credit Corporation	Volusia	Linebarger Goggan
Gadsden	Perdue Brandon	Miami-Dade	Duncan Solutions	Volusia	Perdue Brandon
Gilchrist	Perdue Brandon	Monroe	Linebarger, Goggan, Blair & Sampson, LLP	Wakulla	Penn Credit Corporation
Glades	Gila Corporation dba Municipal Services Bureau	Monroe	Gila Corporation dba Municipal Services Bureau	Walton	Penn Credit Corporation
Glades	Penn Credit Corporation	Nassau	Penn Credit Corporation	Washington	Credit Bureau of Marianna, Inc.
Glades	Perdue Brandon	Okaloosa	Penn Credit Corporation		
Gulf	Penn Credit Corporation	Okeechobee	Perdue Brandon		
Gulf	Perdue Brandon	Orange	Linebarger, Goggan, Blair & Sampson, LLP		
Hamilton	Perdue Brandon	Orange	AllianceOne		
Hardee	Perdue Brandon	Orange	Penn Credit Corporation		
Hendry	Perdue Brandon	Osceola	Penn Credit Corporation		
Hernando	Aspen National Collections	Osceola	Linebarger, Goggan, Blair & Sampson, LLP		

NOTE: 66 of 67 County Clerks' offices submitted the Clerk of Court Annual Collection Agent Report. **Brevard** county did not submit a report as of the time this summary report was prepared.

SECTION TWO STATE-WIDE DATA: Summary Data and Analysis

ACCOUNTS SENT FOR COLLECTION ACTION															
Criminal Circuit	Criminal County	Delinquency	Criminal Traffic	Unallocated Lump Sum Criminal	TOTAL CRIMINAL	Civil Circuit	Civil County	Probate	Juvenile Dependency	Family	Civil Traffic	Unallocated Lump Sum Civil	TOTAL CIVIL	TOTAL OF ACCOUNTS SENT TO AGENTS	
\$160,680,324.18	\$71,256,784.95	\$781,377.29	\$44,655,826.91	\$2,809,379.32	\$280,183,692.65	\$55,167.94	\$920,913.62	\$6,476.00	\$37,310.00	\$154,344.86	\$98,346,199.76	\$115,757.61	\$99,636,169.79	\$379,819,862.44	
\$280,183,692.65															\$1,289,970.03

COLLECTIONS RECEIVED															
Criminal Circuit	Criminal County	Delinquency	Criminal Traffic	Unallocated Lump Sum Criminal	TOTAL CRIMINAL	Civil Circuit	Civil County	Probate	Juvenile Dependency	Family	Civil Traffic	Unallocated Lump Sum Civil	TOTAL CIVIL	TOTAL OF ACCOUNTS REC'V FROM AGENTS	
\$6,379,309.13	\$5,498,195.40	\$18,912.56	\$9,425,658.53	\$827,138.83	\$22,149,214.45	\$4,059.30	\$46,257.88	\$366.00	\$6,175.08	\$10,663.58	\$42,272,852.63	\$168,506.74	\$42,508,881.21	\$64,658,095.66	
\$22,149,214.45															\$236,028.58

Multiple-Contract Density			
Counties with One Collections Agent Contract	Counties with Two Collections Agent Contracts	Counties with Three Collections Agent Contracts	Counties with Four Collections Agent Contracts
30	24	7	2

Distribution of Contracts Among Collection Agents											
AllianceOne	Aspen National Collections	Credit Bureau of Marianna, Inc.	Duncan Solutions	IC Systems, Inc.	Linebarger, Goggan, Blair & Sampson, LLP	Gila Corporation dba Municipal Services Bureau	Perdue, Brandon, Fielder, Collins, and Mott, LLC	Penn Credit Corporation	Valley Collection Service, LLC	The Law Offices of Travis R. Walker, P.A.	TOTAL NUMBER OF CONTRACTS
3	1	3	1	1	28	10	23	35	1	1	107

**SECTION THREE
STATE-WIDE DATA: Collections Sent**

ACCOUNTS SENT FOR COLLECTION ACTION															
County	Criminal Circuit	Criminal County	Delinquency	Criminal Traffic	Unallocated Lump Sum Criminal	TOTAL CRIMINAL	Civil Circuit	Civil County	Probate	Juvenile Dependency	Family	Civil Traffic	Unallocated Lump Sum Civil	TOTAL CIVIL	TOTAL OF ACCOUNTS SENT TO AGENTS
Alachua	\$2,056,180.58	\$275,583.38	\$0.00	\$203,526.64	\$0.00	\$2,535,290.60	\$9,067.00	\$1,909.13	\$2,385.00	\$0.00	\$18,615.50	\$432,357.81	\$0.00	\$464,334.44	\$2,999,625.04
Baker	\$0.00	\$0.00	\$0.00	\$0.00	\$0.00	\$0.00	\$0.00	\$0.00	\$0.00	\$0.00	\$0.00	\$16,152.00	\$0.00	\$16,152.00	\$16,152.00
Bay	\$0.00	\$0.00	\$0.00	\$584.00	\$0.00	\$584.00	\$0.00	\$0.00	\$0.00	\$0.00	\$0.00	\$306,975.20	\$7,568.65	\$314,543.85	\$315,127.85
Bradford	\$668.00	\$1,212.50	\$0.00	\$1,569.25	\$0.00	\$3,449.75	\$0.00	\$0.00	\$0.00	\$0.00	\$616.00	\$160,004.05	\$0.00	\$160,620.05	\$164,069.80
Broward	\$1,941,784.55	\$724,689.75	\$0.00	\$642,197.10	\$0.00	\$3,308,671.40	\$0.00	\$0.00	\$0.00	\$0.00	\$0.00	\$2,172,164.87	\$0.00	\$2,172,164.87	\$5,480,836.27
Broward	\$1,456,323.95	\$712,032.55	\$0.00	\$637,061.20	\$0.00	\$2,805,417.70	\$0.00	\$0.00	\$0.00	\$0.00	\$0.00	\$2,169,957.33	\$0.00	\$2,169,957.33	\$4,975,375.03
Calhoun	\$0.00	\$0.00	\$0.00	\$0.00	\$0.00	\$0.00	\$0.00	\$0.00	\$0.00	\$0.00	\$0.00	\$1,774.00	\$0.00	\$1,774.00	\$1,774.00
Calhoun	\$0.00	\$0.00	\$0.00	\$0.00	\$0.00	\$0.00	\$0.00	\$0.00	\$0.00	\$0.00	\$0.00	\$2,316.00	\$0.00	\$2,316.00	\$2,316.00
Charlotte	\$0.00	\$0.00	\$0.00	\$0.00	\$0.00	\$0.00	\$0.00	\$0.00	\$0.00	\$0.00	\$0.00	\$63,198.00	\$0.00	\$63,198.00	\$63,198.00
Charlotte	\$0.00	\$0.00	\$0.00	\$0.00	\$0.00	\$0.00	\$0.00	\$0.00	\$0.00	\$0.00	\$0.00	\$80,642.00	\$0.00	\$80,642.00	\$80,642.00
Citrus	\$1,117,821.24	\$430,239.60	\$0.00	\$348,000.84	\$5,153.66	\$1,901,215.34	\$0.00	\$0.00	\$0.00	\$0.00	\$0.00	\$101,516.40	\$0.00	\$101,516.40	\$2,002,731.74
Citrus	\$668,492.80	\$141,103.37	\$6,822.00	\$120,840.82	\$25,419.00	\$962,677.99	\$0.00	\$0.00	\$0.00	\$0.00	\$0.00	\$59,631.47	\$0.00	\$59,631.47	\$1,022,309.46
Clay	\$0.00	\$0.00	\$0.00	\$0.00	\$0.00	\$0.00	\$0.00	\$0.00	\$0.00	\$0.00	\$0.00	\$0.00	\$0.00	\$0.00	\$0.00
Clay	\$0.00	\$0.00	\$0.00	\$0.00	\$0.00	\$0.00	\$0.00	\$0.00	\$0.00	\$0.00	\$0.00	\$0.00	\$0.00	\$0.00	\$0.00
Collier	\$2,012,544.52	\$200,848.04	\$0.00	\$303,523.36	\$0.00	\$2,516,915.92	\$0.00	\$0.00	\$0.00	\$0.00	\$0.00	\$415,547.73	\$0.00	\$415,547.73	\$2,932,463.65
Collier	\$1,271,606.00	\$191,763.85	\$0.00	\$299,188.88	\$0.00	\$1,762,558.73	\$0.00	\$0.00	\$0.00	\$0.00	\$0.00	\$397,154.34	\$0.00	\$397,154.34	\$2,159,713.07
Columbia	\$0.00	\$423.00	\$0.00	\$3,022.20	\$0.00	\$3,445.20	\$0.00	\$0.00	\$0.00	\$0.00	\$0.00	\$62,734.50	\$0.00	\$62,734.50	\$66,179.70
DeSoto	\$68,995.82	\$5,073.92	\$0.00	\$2,679.50	\$0.00	\$76,749.24	\$0.00	\$0.00	\$0.00	\$0.00	\$0.00	\$0.00	\$0.00	\$0.00	\$76,749.24
Dixie	\$0.00	\$0.00	\$0.00	\$0.00	\$0.00	\$0.00	\$0.00	\$0.00	\$0.00	\$0.00	\$0.00	\$0.00	\$0.00	\$0.00	\$0.00
Duval	\$4,454,638.00	\$2,296,919.46	\$0.00	\$1,992,186.28	\$0.00	\$8,743,743.74	\$0.00	\$0.00	\$0.00	\$0.00	\$0.00	\$1,177,489.37	\$0.00	\$1,177,489.37	\$9,921,233.11
Duval	\$1,400.44	\$0.00	\$0.00	\$0.00	\$0.00	\$1,400.44	\$0.00	\$0.00	\$0.00	\$0.00	\$0.00	\$0.00	\$0.00	\$0.00	\$1,400.44
Duval	\$0.00	\$22,346.72	\$0.00	\$13,273.20	\$0.00	\$35,619.92	\$0.00	\$0.00	\$0.00	\$0.00	\$0.00	\$7,477.00	\$0.00	\$7,477.00	\$43,096.92
Escambia	\$0.00	\$0.00	\$0.00	\$0.00	\$0.00	\$0.00	\$0.00	\$0.00	\$0.00	\$0.00	\$0.00	\$0.00	\$0.00	\$0.00	\$0.00
Escambia	\$422,029.59	\$5,842,623.44	\$0.00	\$2,397,185.76	\$0.00	\$8,661,838.79	\$0.00	\$0.00	\$0.00	\$0.00	\$0.00	\$2,497,541.59	\$0.00	\$2,497,541.59	\$11,159,380.38
Flagler	\$793.00	\$32,062.04	\$0.00	\$31,315.62	\$0.00	\$64,170.66	\$0.00	\$0.00	\$0.00	\$0.00	\$0.00	\$69,963.73	\$0.00	\$69,963.73	\$134,134.39
Flagler	\$0.00	\$38,889.64	\$0.00	\$18,858.44	\$0.00	\$57,748.08	\$0.00	\$0.00	\$0.00	\$0.00	\$0.00	\$73,276.55	\$0.00	\$73,276.55	\$131,024.63
Franklin	\$30,809.43	\$21,607.00	\$0.00	\$10,150.00	\$0.00	\$62,566.43	\$0.00	\$0.00	\$0.00	\$0.00	\$0.00	\$4,906.00	\$0.00	\$4,906.00	\$67,472.43
Franklin	\$19,044.57	\$13,475.00	\$0.00	\$10,280.00	\$0.00	\$42,799.57	\$0.00	\$0.00	\$0.00	\$0.00	\$0.00	\$3,767.05	\$0.00	\$3,767.05	\$46,566.62
Gadsden	\$0.00	\$0.00	\$0.00	\$0.00	\$0.00	\$0.00	\$0.00	\$0.00	\$0.00	\$0.00	\$0.00	\$177,748.50	\$0.00	\$177,748.50	\$177,748.50
Gilchrist	\$0.00	\$0.00	\$0.00	\$0.00	\$0.00	\$0.00	\$0.00	\$2,882.00	\$0.00	\$0.00	\$0.00	\$6,227.00	\$0.00	\$9,109.00	\$9,109.00
Glades	\$0.00	\$0.00	\$0.00	\$0.00	\$0.00	\$0.00	\$0.00	\$0.00	\$0.00	\$0.00	\$0.00	\$0.00	\$0.00	\$0.00	\$0.00
Glades	\$0.00	\$0.00	\$0.00	\$0.00	\$0.00	\$0.00	\$0.00	\$0.00	\$0.00	\$0.00	\$0.00	\$0.00	\$0.00	\$0.00	\$0.00
Glades	\$0.00	\$0.00	\$0.00	\$0.00	\$0.00	\$0.00	\$0.00	\$0.00	\$0.00	\$0.00	\$0.00	\$0.00	\$0.00	\$0.00	\$0.00
Gulf	\$3,057.98	\$0.00	\$0.00	\$0.00	\$0.00	\$3,057.98	\$0.00	\$0.00	\$0.00	\$0.00	\$0.00	\$454.00	\$0.00	\$454.00	\$3,511.98
Gulf	\$40,270.69	\$10,231.00	\$0.00	\$2,009.20	\$0.00	\$52,510.89	\$0.00	\$2,225.00	\$0.00	\$0.00	\$60.00	\$6,181.00	\$93,155.47	\$101,621.47	\$154,132.36

**SECTION THREE
STATE-WIDE DATA: Collections Sent**

ACCOUNTS SENT FOR COLLECTION ACTION															
County	Criminal Circuit	Criminal County	Delinquency	Criminal Traffic	Unallocated Lump Sum Criminal	TOTAL CRIMINAL	Civil Circuit	Civil County	Probate	Juvenile Dependency	Family	Civil Traffic	Unallocated Lump Sum Civil	TOTAL CIVIL	TOTAL OF ACCOUNTS SENT TO AGENTS
Hamilton	\$0.00	\$0.00	\$0.00	\$12,583.40	\$0.00	\$12,583.40	\$0.00	\$0.00	\$0.00	\$0.00	\$0.00	\$75,317.00	\$0.00	\$75,317.00	\$87,900.40
Hardee	\$137,325.59	\$18,340.42	\$0.00	\$18,512.21	\$0.00	\$174,178.22	\$0.00	\$0.00	\$0.00	\$0.00	\$0.00	\$57,518.50	\$0.00	\$57,518.50	\$231,696.72
Hendry	\$239,115.84	\$7,419.31	\$0.00	\$2,154.00	\$0.00	\$248,689.15	\$0.00	\$0.00	\$0.00	\$0.00	\$0.00	\$29,197.50	\$755.49	\$29,952.99	\$278,642.14
Hernando	\$0.00	\$0.00	\$0.00	\$286,701.39	\$0.00	\$286,701.39	\$0.00	\$0.00	\$0.00	\$0.00	\$0.00	\$0.00	\$0.00	\$0.00	\$286,701.39
Hernando	\$2,481,043.13	\$674,613.31	\$0.00	\$0.00	\$0.00	\$3,155,656.44	\$0.00	\$0.00	\$0.00	\$0.00	\$0.00	\$250,330.81	\$0.00	\$250,330.81	\$3,405,987.25
Highlands	\$1,384,489.73	\$318,223.04	\$0.00	\$155,694.48	\$0.00	\$1,858,407.25	\$0.00	\$0.00	\$0.00	\$0.00	\$0.00	\$0.00	\$0.00	\$0.00	\$1,858,407.25
Highlands	\$0.00	\$0.00	\$77,601.73	\$0.00	\$0.00	\$77,601.73	\$0.00	\$0.00	\$0.00	\$8,910.00	\$0.00	\$81,379.45	\$0.00	\$90,289.45	\$167,891.18
Hillsborough	\$0.00	\$1,197,773.00	\$0.00	\$745,642.00	\$0.00	\$1,943,415.00	\$0.00	\$0.00	\$0.00	\$0.00	\$0.00	\$278,832.00	\$0.00	\$278,832.00	\$2,222,247.00
Hillsborough	\$16,181,882.00	\$16,403,509.00	\$0.00	\$13,642,098.00	\$0.00	\$46,227,489.00	\$0.00	\$0.00	\$0.00	\$0.00	\$0.00	\$10,592,126.00	\$0.00	\$10,592,126.00	\$56,819,615.00
Hillsborough	\$0.00	\$0.00	\$0.00	\$4,271.00	\$0.00	\$4,271.00	\$0.00	\$0.00	\$0.00	\$0.00	\$0.00	\$1,616.00	\$0.00	\$1,616.00	\$5,887.00
Holmes	\$528,884.97	\$101,829.35	\$0.00	\$81,295.04	\$0.00	\$712,009.36	\$0.00	\$650.00	\$0.00	\$0.00	\$0.00	\$69,068.33	\$0.00	\$69,718.33	\$781,727.69
Holmes	\$0.00	\$0.00	\$0.00	\$0.00	\$0.00	\$0.00	\$0.00	\$0.00	\$0.00	\$0.00	\$0.00	\$0.00	\$0.00	\$0.00	\$0.00
Indian River	\$0.00	\$0.00	\$0.00	\$0.00	\$0.00	\$0.00	\$0.00	\$0.00	\$0.00	\$0.00	\$0.00	\$0.00	\$0.00	\$0.00	\$0.00
Jackson	\$805,425.00	\$38,259.00	\$0.00	\$25,578.00	\$0.00	\$869,262.00	\$0.00	\$0.00	\$0.00	\$0.00	\$0.00	\$60,392.00	\$0.00	\$60,392.00	\$929,654.00
Jefferson	\$14,579.00	\$6,113.00	\$0.00	\$3,039.00	\$0.00	\$23,731.00	\$0.00	\$0.00	\$0.00	\$0.00	\$1,094.00	\$18,020.00	\$0.00	\$19,114.00	\$42,845.00
Lafayette	\$0.00	\$0.00	\$0.00	\$0.00	\$0.00	\$0.00	\$0.00	\$0.00	\$0.00	\$0.00	\$0.00	\$8,698.00	\$0.00	\$8,698.00	\$8,698.00
Lake	\$1,848.75	\$0.00	\$0.00	\$0.00	\$0.00	\$1,848.75	\$0.00	\$0.00	\$0.00	\$0.00	\$0.00	\$347,295.08	\$0.00	\$347,295.08	\$349,143.83
Lee	\$6,670,932.00	\$1,278,231.00	\$30,687.00	\$1,167,042.00	\$0.00	\$9,146,892.00	\$27,842.00	\$10,727.00	\$3,570.00	\$28,400.00	\$86,752.00	\$4,270,214.00	\$0.00	\$4,427,505.00	\$13,574,397.00
Leon	\$882,081.71	\$248,274.26	\$0.00	\$139,552.05	\$0.00	\$1,269,908.02	\$4,346.00	\$3,343.25	\$326.00	\$0.00	\$10,552.00	\$240,668.10	\$0.00	\$259,235.35	\$1,529,143.37
Leon	\$649,443.37	\$95,559.70	\$0.00	\$52,416.93	\$0.00	\$797,420.00	\$1,145.80	\$2,458.00	\$195.00	\$0.00	\$4,120.50	\$107,353.70	\$0.00	\$115,273.00	\$912,693.00
Leon	\$438,099.98	\$99,361.29	\$0.00	\$66,514.98	\$0.00	\$603,976.25	\$2,945.00	\$1,910.50	\$0.00	\$0.00	\$6,662.00	\$125,568.85	\$0.00	\$137,086.35	\$741,062.60
Levy	\$0.00	\$0.00	\$0.00	\$0.00	\$0.00	\$0.00	\$0.00	\$0.00	\$0.00	\$0.00	\$0.00	\$0.00	\$0.00	\$0.00	\$0.00
Liberty	\$0.00	\$0.00	\$0.00	\$0.00	\$0.00	\$0.00	\$0.00	\$0.00	\$0.00	\$0.00	\$0.00	\$21,529.20	\$0.00	\$21,529.20	\$21,529.20
Liberty	\$0.00	\$0.00	\$0.00	\$0.00	\$0.00	\$0.00	\$0.00	\$0.00	\$0.00	\$0.00	\$0.00	\$22,234.32	\$0.00	\$22,234.32	\$22,234.32
Madison	\$0.00	\$0.00	\$0.00	\$0.00	\$0.00	\$0.00	\$0.00	\$0.00	\$0.00	\$0.00	\$0.00	\$0.00	\$0.00	\$0.00	\$0.00
Manatee	\$2,593,223.00	\$1,261,327.00	\$0.00	\$913,559.00	\$0.00	\$4,768,109.00	\$0.00	\$0.00	\$0.00	\$0.00	\$0.00	\$358,933.00	\$0.00	\$358,933.00	\$5,127,042.00
Manatee	\$6,202,056.00	\$2,558,082.00	\$0.00	\$2,005,628.00	\$0.00	\$10,765,766.00	\$0.00	\$0.00	\$0.00	\$0.00	\$0.00	\$457,766.00	\$0.00	\$457,766.00	\$11,223,532.00
Marion	\$4,566,974.21	\$440,756.89	\$0.00	\$116,038.64	\$0.00	\$5,123,769.74	\$0.00	\$0.00	\$0.00	\$0.00	\$0.00	\$278,152.81	\$0.00	\$278,152.81	\$5,401,922.55
Martin	\$2,281,604.02	\$213,783.33	\$0.00	\$254,138.54	\$0.00	\$2,749,525.89	\$0.00	\$0.00	\$0.00	\$0.00	\$0.00	\$318,303.05	\$0.00	\$318,303.05	\$3,067,828.94
Miami-Dade	\$964,819.23	\$423,852.90	\$0.00	\$413,307.17	\$0.00	\$1,801,979.30	\$0.00	\$0.00	\$0.00	\$0.00	\$0.00	\$4,753,032.43	\$0.00	\$4,753,032.43	\$6,555,011.73
Miami-Dade	\$2,004,597.15	\$880,635.77	\$0.00	\$413,628.60	\$0.00	\$3,298,861.52	\$0.00	\$0.00	\$0.00	\$0.00	\$0.00	\$7,491,032.87	\$0.00	\$7,491,032.87	\$10,789,894.39
Miami-Dade	\$0.00	\$0.00	\$0.00	\$413,166.22	\$0.00	\$413,166.22	\$0.00	\$0.00	\$0.00	\$0.00	\$0.00	\$7,490,452.51	\$0.00	\$7,490,452.51	\$7,903,618.73
Miami-Dade	\$0.00	\$0.00	\$0.00	\$0.00	\$0.00	\$0.00	\$0.00	\$0.00	\$0.00	\$0.00	\$0.00	\$2,735,825.00	\$0.00	\$2,735,825.00	\$2,735,825.00
Monroe	\$0.00	\$0.00	\$0.00	\$0.00	\$0.00	\$0.00	\$0.00	\$0.00	\$0.00	\$0.00	\$0.00	\$257,232.19	\$0.00	\$257,232.19	\$257,232.19
Monroe	\$0.00	\$0.00	\$0.00	\$0.00	\$0.00	\$0.00	\$0.00	\$0.00	\$0.00	\$0.00	\$0.00	\$111,103.92	\$0.00	\$111,103.92	\$111,103.92
Nassau	\$528,100.14	\$83,965.05	\$0.00	\$143,743.52	\$0.00	\$755,808.71	\$0.00	\$0.00	\$0.00	\$0.00	\$2,314.00	\$107,833.80	\$0.00	\$110,147.80	\$865,956.51

**SECTION THREE
STATE-WIDE DATA: Collections Sent**

ACCOUNTS SENT FOR COLLECTION ACTION															
County	Criminal Circuit	Criminal County	Delinquency	Criminal Traffic	Unallocated Lump Sum Criminal	TOTAL CRIMINAL	Civil Circuit	Civil County	Probate	Juvenile Dependency	Family	Civil Traffic	Unallocated Lump Sum Civil	TOTAL CIVIL	TOTAL OF ACCOUNTS SENT TO AGENTS
Okaloosa	\$10,220,989.90	\$486,472.24	\$0.00	\$449,077.43	\$0.00	\$11,156,539.57	\$0.00	\$0.00	\$0.00	\$0.00	\$0.00	\$446,757.65	\$2,659.00	\$449,416.65	\$11,605,956.22
Okeechobee	\$896,298.52	\$133,740.60	\$11,786.97	\$100,795.50	\$0.00	\$1,142,621.59	\$100.00	\$1,073.50	\$0.00	\$0.00	\$695.00	\$69,841.40	\$0.00	\$71,709.90	\$1,214,331.49
Orange	\$13,683,547.00	\$5,605,200.00	\$0.00	\$3,597,477.00	\$0.00	\$22,886,224.00	\$0.00	\$0.00	\$0.00	\$0.00	\$0.00	\$13,264,287.00	\$0.00	\$13,264,287.00	\$36,150,511.00
Orange	\$27,764,786.00	\$6,263,590.00	\$0.00	\$3,139,925.00	\$0.00	\$37,168,301.00	\$0.00	\$0.00	\$0.00	\$0.00	\$0.00	\$11,230,696.00	\$0.00	\$11,230,696.00	\$48,398,997.00
Orange	\$0.00	\$0.00	\$0.00	\$0.00	\$0.00	\$0.00	\$0.00	\$0.00	\$0.00	\$0.00	\$0.00	\$0.00	\$0.00	\$0.00	\$0.00
Osceola	\$786,269.13	\$77,983.94	\$0.00	\$68,003.09	\$0.00	\$932,256.16	\$0.00	\$0.00	\$0.00	\$0.00	\$0.00	\$428,368.15	\$0.00	\$428,368.15	\$1,360,624.31
Osceola	\$729,493.47	\$104,179.81	\$0.00	\$112,666.52	\$0.00	\$946,339.80	\$0.00	\$0.00	\$0.00	\$0.00	\$0.00	\$406,555.98	\$0.00	\$406,555.98	\$1,352,895.78
Osceola	\$118,079.24	\$65,801.17	\$0.00	\$82,912.85	\$0.00	\$266,793.26	\$0.00	\$0.00	\$0.00	\$0.00	\$0.00	\$447,289.64	\$0.00	\$447,289.64	\$714,082.90
Osceola	\$230.85	\$440.50	\$0.00	\$93.00	\$0.00	\$764.35	\$0.00	\$0.00	\$0.00	\$0.00	\$0.00	\$18,307.84	\$0.00	\$18,307.84	\$19,072.19
Palm Beach	\$3,250,390.25	\$1,679,113.42	\$0.00	\$1,771,082.02	\$0.00	\$6,700,585.69	\$0.00	\$0.00	\$0.00	\$0.00	\$0.00	\$1,962,615.05	\$0.00	\$1,962,615.05	\$8,663,200.74
Palm Beach	\$3,538,586.65	\$1,687,360.98	\$0.00	\$1,748,368.87	\$0.00	\$6,974,316.50	\$0.00	\$0.00	\$0.00	\$0.00	\$0.00	\$2,031,088.10	\$0.00	\$2,031,088.10	\$9,005,404.60
Pasco	\$656,052.01	\$273,393.65	\$0.00	\$141,461.15	\$0.00	\$1,070,906.81	\$0.00	\$0.00	\$0.00	\$0.00	\$0.00	\$204,755.75	\$0.00	\$204,755.75	\$1,275,662.56
Pasco	\$441,163.30	\$221,217.03	\$0.00	\$127,892.52	\$0.00	\$790,272.85	\$0.00	\$0.00	\$0.00	\$0.00	\$0.00	\$148,438.98	\$0.00	\$148,438.98	\$938,711.83
Pinellas	\$10,404,132.40	\$2,207,653.83	\$0.00	\$0.00	\$0.00	\$12,611,786.23	\$0.00	\$322,344.18	\$0.00	\$0.00	\$0.00	\$2,292,801.77	\$0.00	\$2,615,145.95	\$15,226,932.18
Pinellas	\$10,983,879.00	\$2,179,427.00	\$0.00	\$0.00	\$0.00	\$13,163,306.00	\$0.00	\$355,120.00	\$0.00	\$0.00	\$0.00	\$2,210,285.00	\$10,950.00	\$2,576,355.00	\$15,739,661.00
Polk	\$0.00	\$0.00	\$0.00	\$0.00	\$0.00	\$0.00	\$0.00	\$0.00	\$0.00	\$0.00	\$0.00	\$2,284.27	\$0.00	\$2,284.27	\$2,284.27
Polk	\$0.00	\$297,911.52	\$0.00	\$3,062,905.34	\$0.00	\$3,360,816.86	\$0.00	\$0.00	\$0.00	\$0.00	\$0.00	\$1,254,910.06	\$0.00	\$1,254,910.06	\$4,615,726.92
Putnam	\$0.00	\$0.00	\$0.00	\$0.00	\$0.00	\$0.00	\$2,176.00	\$0.00	\$0.00	\$0.00	\$0.00	\$16,376.00	\$381.00	\$18,933.00	\$18,933.00
Putnam	\$2,074.34	\$0.00	\$0.00	\$4,930.00	\$0.00	\$7,004.34	\$0.00	\$0.00	\$0.00	\$0.00	\$0.00	\$52,236.18	\$0.00	\$52,236.18	\$59,240.52
Saint Johns	\$119,366.19	\$75,293.75	\$0.00	\$152,001.60	\$0.00	\$346,661.54	\$0.00	\$0.00	\$0.00	\$0.00	\$0.00	\$69,068.30	\$0.00	\$69,068.30	\$415,729.84
Saint Johns	\$75,093.46	\$15,445.00	\$0.00	\$62,581.67	\$0.00	\$153,120.13	\$0.00	\$0.00	\$0.00	\$0.00	\$0.00	\$44,372.00	\$0.00	\$44,372.00	\$197,492.13
Saint Lucie	\$546,485.16	\$110,492.07	\$284,946.02	\$82,082.43	\$15,006.14	\$1,039,011.82	\$0.00	\$0.00	\$0.00	\$0.00	\$0.00	\$232,056.67	\$0.00	\$232,056.67	\$1,271,068.49
Saint Lucie	\$743,165.67	\$103,565.52	\$324,508.62	\$75,796.45	\$18,419.52	\$1,265,455.78	\$0.00	\$0.00	\$0.00	\$0.00	\$0.00	\$154,861.75	\$0.00	\$154,861.75	\$1,420,317.53
Saint Lucie	\$85,963.49	\$26,831.44	\$34,899.95	\$12,714.56	\$13,218.00	\$173,627.44	\$0.00	\$0.00	\$0.00	\$0.00	\$0.00	\$0.00	\$0.00	\$0.00	\$173,627.44
Santa Rosa	\$6,971,837.47	\$1,139,437.96	\$0.00	\$608,475.28	\$0.00	\$8,719,750.71	\$7,546.14	\$59,199.73	\$0.00	\$0.00	\$18,548.70	\$2,205,533.84	\$0.00	\$2,290,828.41	\$11,010,579.12
Sarasota	\$0.00	\$0.00	\$0.00	\$0.00	\$2,582,152.00	\$2,582,152.00	\$0.00	\$0.00	\$0.00	\$0.00	\$0.00	\$1,039,982.00	\$0.00	\$1,039,982.00	\$3,622,134.00
Sarasota	\$0.00	\$0.00	\$0.00	\$0.00	\$0.00	\$0.00	\$0.00	\$0.00	\$0.00	\$0.00	\$0.00	\$0.00	\$0.00	\$0.00	\$0.00
Sarasota	\$0.00	\$0.00	\$0.00	\$0.00	\$136,943.00	\$136,943.00	\$0.00	\$0.00	\$0.00	\$0.00	\$0.00	\$192,290.00	\$0.00	\$192,290.00	\$329,233.00
Seminole	\$1,361,331.54	\$307,814.43	\$0.00	\$356,006.42	\$0.00	\$2,025,152.39	\$0.00	\$0.00	\$0.00	\$0.00	\$0.00	\$417,852.54	\$0.00	\$417,852.54	\$2,443,004.93
Seminole	\$1,243,300.83	\$366,609.98	\$0.00	\$343,231.78	\$0.00	\$1,953,142.59	\$0.00	\$0.00	\$0.00	\$0.00	\$0.00	\$463,427.30	\$0.00	\$463,427.30	\$2,416,569.89
Sumter	\$0.00	\$0.00	\$0.00	\$0.00	\$0.00	\$0.00	\$0.00	\$0.00	\$0.00	\$0.00	\$0.00	\$0.00	\$0.00	\$0.00	\$0.00
Suwannee	\$0.00	\$0.00	\$0.00	\$0.00	\$0.00	\$0.00	\$0.00	\$0.00	\$0.00	\$0.00	\$0.00	\$54,516.00	\$0.00	\$54,516.00	\$54,516.00
Taylor	\$0.00	\$0.00	\$0.00	\$10,909.00	\$0.00	\$10,909.00	\$0.00	\$0.00	\$0.00	\$0.00	\$0.00	\$27,453.50	\$0.00	\$27,453.50	\$38,362.50
Union	\$0.00	\$0.00	\$0.00	\$0.00	\$0.00	\$0.00	\$0.00	\$0.00	\$0.00	\$0.00	\$0.00	\$0.00	\$0.00	\$0.00	\$0.00
Volusia	\$69,070.56	\$473,574.10	\$0.00	\$362,845.73	\$13,068.00	\$918,558.39	\$0.00	\$0.00	\$0.00	\$0.00	\$0.00	\$371,706.07	\$0.00	\$371,706.07	\$1,290,264.46
Volusia	\$497,252.31	\$9,956,816.07	\$10,125.00	\$0.00	\$0.00	\$10,464,193.38	\$0.00	\$157,071.33	\$0.00	\$0.00	\$4,315.16	\$4,963,579.31	\$288.00	\$5,125,253.80	\$15,589,447.18
Wakulla	\$321,578.99	\$65,689.40	\$0.00	\$40,782.85	\$0.00	\$428,051.24	\$0.00	\$0.00	\$0.00	\$0.00	\$0.00	\$32,700.25	\$0.00	\$32,700.25	\$460,751.49
Total	\$160,680,324.18	\$71,256,784.95	\$781,377.29	\$44,655,826.91	\$2,809,379.32	\$280,183,692.65	\$55,167.94	\$920,913.62	\$6,476.00	\$37,310.00	\$154,344.86	\$98,346,199.76	\$115,757.61	\$99,636,169.79	\$379,819,862.44

**SECTION FOUR
STATE-WIDE DATA: Collections Received**

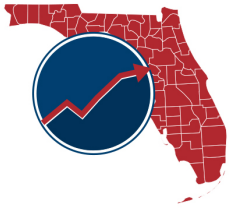
AMOUNTS RECEIVED DUE TO COLLECTION AGENT ACTIVITIES															
County	Criminal Circuit	Criminal County	Delinquency	Criminal Traffic	Unallocated Lump Sum Criminal	TOTAL CRIMINAL	Civil Circuit	Civil County	Probate	Juvenile Dependency	Family	Civil Traffic	Unallocated Lump Sum Civil	TOTAL CIVIL	TOTAL OF ACCOUNTS REC'V FROM AGENTS
Alachua	\$79,019.82	\$46,784.08	\$0.00	\$60,523.70	\$0.00	\$186,327.60	\$120.00	\$180.00	\$0.00	\$0.00	\$1,507.60	\$272,750.97	\$0.00	\$274,558.57	\$460,886.17
Baker	\$0.00	\$0.00	\$0.00	\$0.00	\$0.00	\$0.00	\$0.00	\$0.00	\$0.00	\$0.00	\$0.00	\$27,922.10	\$0.00	\$27,922.10	\$27,922.10
Bay	\$5,975.01	\$1,361.98	\$0.00	\$4,035.48	\$0.00	\$11,372.47	\$0.00	\$0.00	\$0.00	\$0.00	\$0.00	\$204,601.25	\$6,550.96	\$211,152.21	\$222,524.68
Bradford	\$0.00	\$155.00	\$0.00	\$1,501.50	\$0.00	\$1,656.50	\$0.00	\$0.00	\$0.00	\$0.00	\$0.00	\$142,702.10	\$0.00	\$142,702.10	\$144,358.60
Broward	\$132,441.30	\$84,284.98	\$0.00	\$507,375.65	\$0.00	\$724,101.93	\$0.00	\$0.00	\$0.00	\$0.00	\$0.00	\$1,696,770.07	\$0.00	\$1,696,770.07	\$2,420,872.00
Broward	\$147,782.62	\$77,698.04	\$0.00	\$463,508.01	\$0.00	\$688,988.67	\$0.00	\$0.00	\$0.00	\$0.00	\$0.00	\$1,680,969.81	\$0.00	\$1,680,969.81	\$2,369,958.48
Calhoun	\$0.00	\$0.00	\$0.00	\$0.00	\$0.00	\$0.00	\$0.00	\$0.00	\$0.00	\$0.00	\$0.00	\$2,736.40	\$0.00	\$2,736.40	\$2,736.40
Calhoun	\$0.00	\$0.00	\$0.00	\$0.00	\$0.00	\$0.00	\$0.00	\$0.00	\$0.00	\$0.00	\$0.00	\$1,163.00	\$0.00	\$1,163.00	\$1,163.00
Charlotte	\$2,654.00	\$3,145.00	\$0.00	\$11,710.00	\$0.00	\$17,509.00	\$0.00	\$0.00	\$0.00	\$0.00	\$0.00	\$51,239.00	\$0.00	\$51,239.00	\$68,748.00
Charlotte	\$4,003.00	\$2,805.00	\$0.00	\$10,458.00	\$0.00	\$17,266.00	\$0.00	\$0.00	\$0.00	\$0.00	\$0.00	\$52,839.00	\$0.00	\$52,839.00	\$70,105.00
Citrus	\$74,441.89	\$41,570.64	\$0.00	\$38,605.32	\$1,626.00	\$156,243.85	\$0.00	\$0.00	\$0.00	\$0.00	\$0.00	\$64,178.40	\$0.00	\$64,178.40	\$220,422.25
Citrus	\$20,257.71	\$9,401.41	\$835.00	\$8,072.62	\$788.00	\$39,354.74	\$0.00	\$0.00	\$0.00	\$0.00	\$0.00	\$19,194.05	\$0.00	\$19,194.05	\$58,548.79
Clay	\$24,294.30	\$31,022.54	\$0.00	\$32,110.68	\$0.00	\$87,427.52	\$0.00	\$0.00	\$0.00	\$0.00	\$0.00	\$127,090.17	\$0.00	\$127,090.17	\$214,517.69
Clay	\$62,029.58	\$59,174.15	\$0.00	\$53,420.97	\$0.00	\$174,624.70	\$0.00	\$0.00	\$0.00	\$0.00	\$0.00	\$124,970.01	\$0.00	\$124,970.01	\$299,594.71
Collier	\$31,767.20	\$28,748.19	\$0.00	\$95,255.93	\$0.00	\$155,771.32	\$0.00	\$0.00	\$0.00	\$0.00	\$0.00	\$236,762.57	\$0.00	\$236,762.57	\$392,533.89
Collier	\$26,668.07	\$21,613.52	\$0.00	\$94,825.15	\$0.00	\$143,106.74	\$0.00	\$0.00	\$0.00	\$0.00	\$0.00	\$232,915.38	\$0.00	\$232,915.38	\$376,022.12
Columbia	\$0.00	\$1,729.32	\$0.00	\$1,837.08	\$0.00	\$3,566.40	\$0.00	\$0.00	\$0.00	\$0.00	\$0.00	\$102,189.13	\$0.00	\$102,189.13	\$105,755.53
DeSoto	\$19.00	\$0.00	\$0.00	\$175.00	\$0.00	\$194.00	\$0.00	\$0.00	\$0.00	\$0.00	\$0.00	\$431.00	\$0.00	\$431.00	\$625.00
Dixie	\$0.00	\$0.00	\$0.00	\$0.00	\$0.00	\$0.00	\$0.00	\$0.00	\$0.00	\$0.00	\$0.00	\$0.00	\$0.00	\$0.00	\$0.00
Duval	\$72,061.39	\$157,825.91	\$0.00	\$619,711.89	\$0.00	\$849,599.19	\$0.00	\$0.00	\$0.00	\$0.00	\$0.00	\$1,052,844.55	\$0.00	\$1,052,844.55	\$1,902,443.74
Duval	\$0.00	\$0.00	\$0.00	\$0.00	\$0.00	\$0.00	\$0.00	\$0.00	\$0.00	\$0.00	\$0.00	\$0.00	\$0.00	\$0.00	\$0.00
Duval	\$0.00	\$0.00	\$0.00	\$0.00	\$0.00	\$0.00	\$0.00	\$0.00	\$0.00	\$0.00	\$0.00	\$0.00	\$0.00	\$0.00	\$0.00
Escambia	\$0.00	\$0.00	\$0.00	\$0.00	\$0.00	\$0.00	\$0.00	\$0.00	\$0.00	\$0.00	\$0.00	\$0.00	\$0.00	\$0.00	\$0.00
Escambia	\$1,616.99	\$76,126.49	\$0.00	\$101,783.70	\$0.00	\$179,527.18	\$0.00	\$0.00	\$0.00	\$0.00	\$0.00	\$494,558.24	\$0.00	\$494,558.24	\$674,085.42
Flagler	\$250.00	\$5,782.38	\$0.00	\$6,893.93	\$0.00	\$12,926.31	\$0.00	\$0.00	\$0.00	\$0.00	\$0.00	\$33,128.88	\$0.00	\$33,128.88	\$46,055.19
Flagler	\$0.00	\$3,767.34	\$0.00	\$5,357.66	\$0.00	\$9,125.00	\$0.00	\$0.00	\$0.00	\$0.00	\$0.00	\$35,449.59	\$0.00	\$35,449.59	\$44,574.59
Franklin	\$770.02	\$2,476.05	\$0.00	\$1,470.18	\$0.00	\$4,716.25	\$0.00	\$0.00	\$0.00	\$0.00	\$0.00	\$4,181.52	\$0.00	\$4,181.52	\$8,897.77
Franklin	\$2,084.86	\$980.00	\$0.00	\$2,569.50	\$0.00	\$5,634.36	\$0.00	\$0.00	\$0.00	\$0.00	\$0.00	\$3,213.15	\$0.00	\$3,213.15	\$8,847.51
Gadsden	\$0.00	\$0.00	\$0.00	\$0.00	\$0.00	\$0.00	\$0.00	\$0.00	\$0.00	\$0.00	\$0.00	\$81,334.12	\$0.00	\$81,334.12	\$81,334.12
Gilchrist	\$0.00	\$0.00	\$0.00	\$0.00	\$0.00	\$0.00	\$0.00	\$107.50	\$0.00	\$0.00	\$0.00	\$5,811.35	\$0.00	\$5,918.85	\$5,918.85
Glades	\$0.00	\$6,973.01	\$0.00	\$12,193.23	\$0.00	\$19,166.24	\$0.00	\$0.00	\$0.00	\$0.00	\$0.00	\$2,230.34	\$300.00	\$2,530.34	\$21,696.58
Glades	\$0.00	\$0.00	\$0.00	\$0.00	\$0.00	\$0.00	\$0.00	\$0.00	\$0.00	\$0.00	\$0.00	\$25,739.71	\$0.00	\$25,739.71	\$25,739.71
Glades	\$0.00	\$0.00	\$0.00	\$0.00	\$0.00	\$0.00	\$0.00	\$0.00	\$0.00	\$0.00	\$0.00	\$0.00	\$0.00	\$0.00	\$0.00
Gulf	\$7,950.38	\$2,160.05	\$0.00	\$145.90	\$0.00	\$10,256.33	\$0.00	\$0.00	\$0.00	\$0.00	\$0.00	\$1,852.44	\$0.00	\$1,852.44	\$12,108.77
Gulf	\$35.00	\$0.00	\$0.00	\$0.00	\$0.00	\$35.00	\$0.00	\$1,078.00	\$0.00	\$0.00	\$60.00	\$2,881.00	\$2,408.00	\$6,427.00	\$6,462.00

**SECTION FOUR
STATE-WIDE DATA: Collections Received**

AMOUNTS RECEIVED DUE TO COLLECTION AGENT ACTIVITIES															
County	Criminal Circuit	Criminal County	Delinquency	Criminal Traffic	Unallocated Lump Sum Criminal	TOTAL CRIMINAL	Civil Circuit	Civil County	Probate	Juvenile Dependency	Family	Civil Traffic	Unallocated Lump Sum Civil	TOTAL CIVIL	TOTAL OF ACCOUNTS REC'V FROM AGENTS
Hamilton	\$0.00	\$0.00	\$0.00	\$6,658.75	\$0.00	\$6,658.75	\$0.00	\$0.00	\$0.00	\$0.00	\$0.00	\$48,026.83	\$0.00	\$48,026.83	\$54,685.58
Hardee	\$7,174.74	\$15,688.95	\$0.00	\$18,417.33	\$0.00	\$41,281.02	\$25.20	\$0.00	\$0.00	\$0.00	\$0.00	\$48,572.90	\$0.00	\$48,598.10	\$89,879.12
Hendry	\$5,922.71	\$4,957.50	\$0.00	\$6,877.01	\$8,729.08	\$26,486.30	\$0.00	\$100.50	\$0.00	\$0.00	\$0.00	\$34,679.95	\$479.00	\$35,259.45	\$61,745.75
Hernando	\$0.00	\$0.00	\$0.00	\$84,546.01	\$0.00	\$84,546.01	\$0.00	\$0.00	\$0.00	\$0.00	\$0.00	\$0.00	\$0.00	\$0.00	\$84,546.01
Hernando	\$180,057.60	\$114,415.85	\$0.00	\$0.00	\$0.00	\$294,473.45	\$0.00	\$0.00	\$0.00	\$0.00	\$0.00	\$159,846.81	\$0.00	\$159,846.81	\$454,320.26
Highlands	\$0.00	\$0.00	\$0.00	\$0.00	\$193,291.17	\$193,291.17	\$0.00	\$0.00	\$0.00	\$0.00	\$0.00	\$0.00	\$0.00	\$0.00	\$193,291.17
Highlands	\$0.00	\$0.00	\$7,138.02	\$0.00	\$0.00	\$7,138.02	\$0.00	\$0.00	\$0.00	\$2,276.43	\$0.00	\$88,155.64	\$0.00	\$90,432.07	\$97,570.09
Hillsborough	\$12,671.24	\$135,877.04	\$0.00	\$824,013.26	\$0.00	\$972,561.54	\$0.00	\$0.00	\$0.00	\$0.00	\$0.00	\$709,642.01	\$0.00	\$709,642.01	\$1,682,203.55
Hillsborough	\$0.00	\$14,258.80	\$0.00	\$62,382.01	\$0.00	\$76,640.81	\$0.00	\$0.00	\$0.00	\$0.00	\$0.00	\$110,371.96	\$0.00	\$110,371.96	\$187,012.77
Hillsborough	\$5,919.19	\$54,354.44	\$0.00	\$401,811.51	\$0.00	\$462,085.14	\$0.00	\$0.00	\$0.00	\$0.00	\$0.00	\$312,342.00	\$0.38	\$312,342.38	\$774,427.52
Holmes	\$1,002.00	\$499.00	\$0.00	\$0.00	\$0.00	\$1,501.00	\$0.00	\$0.00	\$0.00	\$0.00	\$0.00	\$31,214.14	\$0.00	\$31,214.14	\$32,715.14
Holmes	\$125.00	\$0.00	\$0.00	\$1,774.48	\$0.00	\$1,899.48	\$0.00	\$0.00	\$0.00	\$0.00	\$0.00	\$2,539.53	\$0.00	\$2,539.53	\$4,439.01
Indian River	\$0.00	\$82,376.00	\$0.00	\$0.00	\$0.00	\$82,376.00	\$0.00	\$0.00	\$0.00	\$0.00	\$0.00	\$0.00	\$0.00	\$0.00	\$82,376.00
Jackson	\$1,547.00	\$520.00	\$0.00	\$1,845.00	\$0.00	\$3,912.00	\$0.00	\$0.00	\$0.00	\$0.00	\$0.00	\$102,688.00	\$0.00	\$102,688.00	\$106,600.00
Jefferson	\$2,751.00	\$3,374.00	\$0.00	\$2,182.00	\$0.00	\$8,307.00	\$0.00	\$0.00	\$0.00	\$0.00	\$1,094.00	\$16,356.00	\$0.00	\$17,450.00	\$25,757.00
Lafayette	\$0.00	\$0.00	\$0.00	\$0.00	\$0.00	\$0.00	\$0.00	\$0.00	\$0.00	\$0.00	\$0.00	\$5,518.27	\$0.00	\$5,518.27	\$5,518.27
Lake	\$301,519.39	\$97,845.02	\$0.00	\$98,551.80	\$0.00	\$497,916.21	\$0.00	\$0.00	\$0.00	\$0.00	\$0.00	\$436,492.10	\$0.00	\$436,492.10	\$934,408.31
Lee	\$23,935.69	\$28,097.63	\$3,319.20	\$47,015.49	\$0.00	\$102,368.01	\$2,732.72	\$1,041.11	\$366.00	\$3,319.20	\$6,487.20	\$330,561.46	\$0.00	\$344,507.69	\$446,875.70
Leon	\$190,461.39	\$80,657.04	\$0.00	\$129,675.80	\$0.00	\$400,794.23	\$0.00	\$0.00	\$0.00	\$0.00	\$0.00	\$219,920.52	\$0.00	\$219,920.52	\$620,714.75
Leon	\$69,746.40	\$26,105.09	\$0.00	\$35,762.52	\$0.00	\$131,614.01	\$0.00	\$0.00	\$0.00	\$0.00	\$0.00	\$74,803.10	\$0.00	\$74,803.10	\$206,417.11
Leon	\$9,881.93	\$5,873.59	\$0.00	\$4,394.70	\$0.00	\$20,150.22	\$0.00	\$0.00	\$0.00	\$0.00	\$0.00	\$50,676.00	\$0.00	\$50,676.00	\$70,826.22
Levy	\$0.00	\$0.00	\$0.00	\$0.00	\$0.00	\$0.00	\$0.00	\$0.00	\$0.00	\$0.00	\$0.00	\$0.00	\$0.00	\$0.00	\$0.00
Liberty	\$0.00	\$0.00	\$0.00	\$0.00	\$0.00	\$0.00	\$0.00	\$0.00	\$0.00	\$0.00	\$0.00	\$10,076.00	\$0.00	\$10,076.00	\$10,076.00
Liberty	\$0.00	\$0.00	\$0.00	\$0.00	\$0.00	\$0.00	\$0.00	\$0.00	\$0.00	\$0.00	\$0.00	\$1,615.48	\$0.00	\$1,615.48	\$1,615.48
Madison	\$0.00	\$0.00	\$0.00	\$190.00	\$0.00	\$190.00	\$0.00	\$0.00	\$0.00	\$0.00	\$0.00	\$34,503.55	\$113.00	\$34,616.55	\$34,806.55
Manatee	\$83,892.58	\$67,549.51	\$0.00	\$78,054.96	\$0.00	\$229,497.05	\$0.00	\$0.00	\$0.00	\$0.00	\$0.00	\$212,011.61	\$0.00	\$212,011.61	\$441,508.66
Manatee	\$61,651.95	\$47,154.13	\$0.00	\$67,017.67	\$0.00	\$175,823.75	\$0.00	\$0.00	\$0.00	\$0.00	\$0.00	\$230,346.72	\$0.00	\$230,346.72	\$406,170.47
Marion	\$439,812.14	\$205,230.52	\$0.00	\$126,138.56	\$746.97	\$771,928.19	\$0.00	\$0.00	\$0.00	\$0.00	\$0.00	\$256,233.73	\$0.00	\$256,233.73	\$1,028,161.92
Martin	\$46,302.25	\$74,549.85	\$0.00	\$87,743.08	\$0.00	\$208,595.18	\$0.00	\$0.00	\$0.00	\$0.00	\$0.00	\$202,641.02	\$0.00	\$202,641.02	\$411,236.20
Miami-Dade	\$396,324.16	\$188,613.15	\$0.00	\$243,467.53	\$0.00	\$828,404.84	\$0.00	\$0.00	\$0.00	\$0.00	\$0.00	\$2,799,877.55	\$0.00	\$2,799,877.55	\$3,628,282.39
Miami-Dade	\$425,645.74	\$172,484.89	\$0.00	\$261,787.32	\$0.00	\$859,917.95	\$0.00	\$0.00	\$0.00	\$0.00	\$0.00	\$4,394,842.09	\$0.00	\$4,394,842.09	\$5,254,760.04
Miami-Dade	\$0.00	\$0.00	\$0.00	\$249,911.15	\$0.00	\$249,911.15	\$0.00	\$0.00	\$0.00	\$0.00	\$0.00	\$4,374,731.08	\$0.00	\$4,374,731.08	\$4,624,642.23
Miami-Dade	\$0.00	\$0.00	\$0.00	\$0.00	\$0.00	\$0.00	\$0.00	\$0.00	\$0.00	\$0.00	\$0.00	\$1,498,096.11	\$0.00	\$1,498,096.11	\$1,498,096.11
Monroe	\$0.00	\$0.00	\$0.00	\$0.00	\$0.00	\$0.00	\$0.00	\$0.00	\$0.00	\$0.00	\$0.00	\$31,218.78	\$0.00	\$31,218.78	\$31,218.78
Monroe	\$0.00	\$0.00	\$0.00	\$0.00	\$0.00	\$0.00	\$0.00	\$0.00	\$0.00	\$0.00	\$0.00	\$14,656.93	\$0.00	\$14,656.93	\$14,656.93
Nassau	\$16,678.52	\$50,996.82	\$0.00	\$62,660.93	\$0.00	\$130,336.27	\$0.00	\$0.00	\$0.00	\$0.00	\$50.00	\$80,315.41	\$0.00	\$80,365.41	\$210,701.68

**SECTION FOUR
STATE-WIDE DATA: Collections Received**

AMOUNTS RECEIVED DUE TO COLLECTION AGENT ACTIVITIES															
County	Criminal Circuit	Criminal County	Delinquency	Criminal Traffic	Unallocated Lump Sum Criminal	TOTAL CRIMINAL	Civil Circuit	Civil County	Probate	Juvenile Dependency	Family	Civil Traffic	Unallocated Lump Sum Civil	TOTAL CIVIL	TOTAL OF ACCOUNTS REC'V FROM AGENTS
Okealoosa	\$26,424.44	\$162,284.03	\$0.00	\$138,498.80	\$0.00	\$327,207.27	\$0.00	\$0.00	\$0.00	\$0.00	\$0.00	\$249,426.71	\$551.00	\$249,977.71	\$577,184.98
Okeechobee	\$9,836.22	\$3,607.20	\$35.00	\$3,194.67	\$0.00	\$16,673.09	\$0.00	\$350.00	\$0.00	\$100.00	\$100.00	\$21,948.86	\$0.00	\$22,498.86	\$39,171.95
Orange	\$441,942.00	\$242,370.00	\$0.00	\$342,672.00	\$0.00	\$1,026,984.00	\$0.00	\$0.00	\$0.00	\$0.00	\$0.00	\$3,418,857.00	\$0.00	\$3,418,857.00	\$4,445,841.00
Orange	\$1,162,866.00	\$584,660.00	\$3,000.00	\$763,867.00	\$0.00	\$2,514,393.00	\$0.00	\$0.00	\$0.00	\$0.00	\$0.00	\$4,152,421.00	\$0.00	\$4,152,421.00	\$6,666,814.00
Orange	\$44,040.00	\$20,451.00	\$0.00	\$53,429.00	\$0.00	\$117,920.00	\$0.00	\$0.00	\$0.00	\$0.00	\$0.00	\$166,694.00	\$0.00	\$166,694.00	\$284,614.00
Osceola	\$45,992.63	\$27,951.94	\$0.00	\$39,980.25	\$149.00	\$114,073.82	\$0.00	\$0.00	\$0.00	\$0.00	\$0.00	\$491,695.89	\$0.00	\$491,695.89	\$605,769.71
Osceola	\$27,145.74	\$37,136.57	\$0.00	\$63,071.84	\$0.00	\$127,354.15	\$0.00	\$0.00	\$0.00	\$0.00	\$0.00	\$529,615.41	\$0.00	\$529,615.41	\$656,969.56
Osceola	\$622.62	\$1,949.00	\$0.00	\$9,291.79	\$0.00	\$11,863.41	\$0.00	\$0.00	\$0.00	\$0.00	\$0.00	\$193,156.34	\$0.00	\$193,156.34	\$205,019.75
Osceola	\$230.85	\$440.50	\$0.00	\$93.00	\$0.00	\$764.35	\$0.00	\$0.00	\$0.00	\$0.00	\$0.00	\$18,147.24	\$0.00	\$18,147.24	\$18,911.59
Palm Beach	\$314,474.99	\$274,257.04	\$0.00	\$284,264.93	\$0.00	\$872,996.96	\$0.00	\$0.00	\$0.00	\$0.00	\$0.00	\$1,227,400.56	\$0.00	\$1,227,400.56	\$2,100,397.52
Palm Beach	\$294,845.97	\$276,222.84	\$0.00	\$340,644.23	\$0.00	\$911,713.04	\$0.00	\$0.00	\$0.00	\$0.00	\$0.00	\$1,153,398.61	\$0.00	\$1,153,398.61	\$2,065,111.65
Pasco	\$38,570.15	\$162,067.29	\$0.00	\$84,986.02	\$0.00	\$285,623.46	\$0.00	\$0.00	\$0.00	\$0.00	\$0.00	\$392,061.46	\$0.00	\$392,061.46	\$677,684.92
Pasco	\$29,988.55	\$140,930.41	\$0.00	\$129,078.70	\$0.00	\$299,997.66	\$0.00	\$0.00	\$0.00	\$0.00	\$0.00	\$255,827.33	\$0.00	\$255,827.33	\$555,824.99
Pinellas	\$238,301.43	\$378,090.29	\$0.00	\$0.00	\$0.00	\$616,391.72	\$0.00	\$20,541.41	\$0.00	\$0.00	\$0.00	\$1,528,227.11	\$0.00	\$1,548,768.52	\$2,165,160.24
Pinellas	\$57,773.00	\$53,871.00	\$0.00	\$0.00	\$0.00	\$111,644.00	\$0.00	\$6,701.00	\$0.00	\$0.00	\$0.00	\$562,022.00	\$631.00	\$569,354.00	\$680,998.00
Polk	\$0.00	\$0.00	\$0.00	\$0.00	\$0.00	\$0.00	\$0.00	\$0.00	\$0.00	\$0.00	\$0.00	\$186,261.27	\$0.00	\$186,261.27	\$186,261.27
Polk	\$0.00	\$40,806.78	\$0.00	\$1,619,296.73	\$0.00	\$1,660,103.51	\$0.00	\$0.00	\$0.00	\$479.45	\$0.00	\$1,443,235.10	\$0.00	\$1,443,714.55	\$3,103,818.06
Putnam	\$0.00	\$0.00	\$0.00	\$0.00	\$0.00	\$0.00	\$1,181.38	\$0.00	\$0.00	\$0.00	\$0.00	\$16,643.77	\$174.74	\$17,999.89	\$17,999.89
Putnam	\$351.29	\$0.00	\$0.00	\$1,957.23	\$0.00	\$2,308.52	\$0.00	\$0.00	\$0.00	\$0.00	\$154.28	\$57,171.64	\$0.00	\$57,325.92	\$59,634.44
Saint Johns	\$115,909.79	\$75,617.71	\$0.00	\$57,437.52	\$0.00	\$248,965.02	\$0.00	\$0.00	\$0.00	\$0.00	\$0.00	\$108,366.87	\$0.00	\$108,366.87	\$357,331.89
Saint Johns	\$24,326.64	\$9,455.18	\$0.00	\$10,298.88	\$0.00	\$44,080.70	\$0.00	\$0.00	\$0.00	\$0.00	\$0.00	\$37,882.39	\$0.00	\$37,882.39	\$81,963.09
Saint Lucie	\$223,291.40	\$104,059.48	\$0.00	\$79,914.83	\$12,131.51	\$419,397.22	\$0.00	\$0.00	\$0.00	\$0.00	\$358.00	\$307,551.13	\$0.00	\$307,909.13	\$727,306.35
Saint Lucie	\$119,619.60	\$66,163.83	\$3,433.94	\$66,398.17	\$3,580.07	\$259,195.61	\$0.00	\$0.00	\$0.00	\$0.00	\$0.00	\$206,489.91	\$0.00	\$206,489.91	\$465,685.52
Saint Lucie	\$147.00	\$735.35	\$251.40	\$0.00	\$175.00	\$1,308.75	\$0.00	\$0.00	\$0.00	\$0.00	\$0.00	\$0.00	\$0.00	\$0.00	\$1,308.75
Santa Rosa	\$21,806.23	\$6,339.04	\$0.00	\$10,548.96	\$0.00	\$38,694.23	\$0.00	\$83.00	\$0.00	\$0.00	\$0.00	\$42,537.49	\$0.00	\$42,620.49	\$81,314.72
Sarasota	\$0.00	\$0.00	\$0.00	\$0.00	\$534,391.00	\$534,391.00	\$0.00	\$0.00	\$0.00	\$0.00	\$0.00	\$713,042.00	\$0.00	\$713,042.00	\$1,247,433.00
Sarasota	\$0.00	\$0.00	\$0.00	\$0.00	\$45,268.00	\$45,268.00	\$0.00	\$0.00	\$0.00	\$0.00	\$0.00	\$107,146.00	\$0.00	\$107,146.00	\$152,414.00
Sarasota	\$0.00	\$0.00	\$0.00	\$0.00	\$0.00	\$0.00	\$0.00	\$0.00	\$0.00	\$0.00	\$0.00	\$26,941.00	\$0.00	\$26,941.00	\$26,941.00
Seminole	\$41,271.57	\$15,741.01	\$0.00	\$28,788.44	\$0.00	\$85,801.02	\$0.00	\$0.00	\$0.00	\$0.00	\$0.00	\$96,220.89	\$0.00	\$96,220.89	\$182,021.91
Seminole	\$41,367.57	\$9,956.44	\$0.00	\$26,237.77	\$0.00	\$77,561.78	\$0.00	\$0.00	\$0.00	\$0.00	\$0.00	\$93,499.16	\$0.00	\$93,499.16	\$171,060.94
Sumter	\$0.00	\$0.00	\$0.00	\$0.00	\$0.00	\$0.00	\$0.00	\$0.00	\$0.00	\$0.00	\$0.00	\$0.00	\$0.00	\$0.00	\$0.00
Suwannee	\$0.00	\$0.00	\$0.00	\$0.00	\$0.00	\$0.00	\$0.00	\$0.00	\$0.00	\$0.00	\$0.00	\$40,806.00	\$0.00	\$40,806.00	\$40,806.00
Taylor	\$0.00	\$0.00	\$0.00	\$4,373.89	\$0.00	\$4,373.89	\$0.00	\$0.00	\$0.00	\$0.00	\$0.00	\$25,397.33	\$0.00	\$25,397.33	\$29,771.22
Union	\$0.00	\$0.00	\$0.00	\$0.00	\$0.00	\$0.00	\$0.00	\$0.00	\$0.00	\$0.00	\$0.00	\$7,254.80	\$0.00	\$7,254.80	\$7,254.80
Volusia	\$5,354.20	\$282,207.58	\$0.00	\$207,858.81	\$1,520.40	\$496,940.99	\$0.00	\$0.00	\$0.00	\$0.00	\$0.00	\$327,080.08	\$0.00	\$327,080.08	\$824,021.07
Volusia	\$6,371.09	\$368,967.02	\$900.00	\$0.00	\$24,742.63	\$400,980.74	\$0.00	\$16,075.36	\$0.00	\$0.00	\$852.50	\$269,519.25	\$157,298.66	\$443,745.77	\$844,726.51
Wakulla	\$63,464.21	\$13,309.06	\$0.00	\$19,164.81	\$0.00	\$95,938.08	\$0.00	\$0.00	\$0.00	\$0.00	\$0.00	\$22,257.88	\$0.00	\$22,257.88	\$118,195.96
Total	\$6,379,309.13	\$5,498,195.40	\$18,912.56	\$9,425,658.53	\$827,138.83	\$22,149,214.45	\$4,059.30	\$46,257.88	\$366.00	\$6,175.08	\$10,663.58	\$42,272,852.63	\$168,506.74	\$42,508,881.21	\$64,658,095.66



JD Peacock, II
OKALOOSA COUNTY
EXECUTIVE COUNCIL CHAIR

Jeffrey R. Smith, CPA, CGMA
INDIAN RIVER COUNTY
VICE-CHAIR

Tiffany Moore Russell, Esq.
ORANGE COUNTY
SECRETARY/TREASURER

STACY BUTTERFIELD, CPA
POLK COUNTY

JOHN CRAWFORD
NASSAU COUNTY

TODD NEWTON
GILCHRIST COUNTY
LAURA E. ROTH
VOLUSIA COUNTY

HARVEY RUVIN, ESQ.
MIAMI-DADE COUNTY

RON FICARROTTA
13TH JUDICIAL CIRCUIT JUDGE
SUPREME COURT APPOINTEE

NIKKI ALVAREZ-SOWLES, ESQ.
PASCO COUNTY
SENATE APPOINTEE

KEN BURKE, CPA
PINELLAS COUNTY
HOUSE APPOINTEE

JOHN DEW
EXECUTIVE DIRECTOR

FIRM OF BOYD AND DURANT
GENERAL COUNSEL

2560-102 BARRINGTON CIRCLE | TALLAHASSEE, FLORIDA 32308 | PHONE 850.386.2223 | FAX 850.386.2224 | WWW.FLCCOC.ORG

AGENDA ITEM 5c

DATE: June 28, 2021
SUBJECT: Legislative Update and Future Outlook
COMMITTEE ACTION: Informational purposes

OVERVIEW:

The 2021 Legislative Session was unique; the Session began with an expected \$3 billion budget cut and ended with a budget of about \$6 billion more than last year.

Legislative items of interest to the clerks include:

- Establishment of a Reserve to use during emergencies and funding shortages
- \$6.25 million nonrecurring General Revenue for temporary staffing to help with backlogged cases
- \$14.1 million for juror management expenses
 - Legislature provided \$2.4 additional funding for SFY 2021-22
 - No cuts to the recurring \$11.7 million
 - Juror Management converts to a reimbursement model
 - Fifteen new judges – Five Circuit Judges and Ten County Judges
- The FRS Contribution Rate was a smaller increase in comparison to CFY 2020-21.
- Retained a portion of future cumulative excess revenue
- No new statewide initiatives with a significant fiscal impact
- No reduction in revenue funding sources

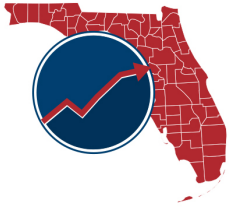
2022 OUTLOOK:

The CCOC Legislative Committee will meet in the near future to discuss additional funding issues to include as part of its legislative plan for the 2022 Session, including:

- Continued Pandemic Recovery Plan funding
- Reimbursement for Injunctions for Protection
- Examining revenue shifts and the continued diversification of revenue streams

COMMITTEE ACTION: Informational purposes

LEAD STAFF: Jason L. Welty, Deputy Executive Director



AGENDA ITEM 7

DATE: June 28, 2021
SUBJECT: Tentative EC Meeting Schedule for 21-22 Year
COMMITTEE ACTION: Informational purposes

Tentative Council Meeting Dates

The CCOC Plan of Operation in Section 1.5 requires that at the annual Corporation meeting the Council shall establish a schedule of all regular meetings for the coming year. Historically, the CCOC has attempted to arrange all Council meetings with the FCCC training schedule to make it more convenient for Clerks and staff to attend meetings. Therefore, the Council usually provides a list of tentative meeting dates based on the FCCC calendar.

We contacted the FCCC, and they provided us a tentative calendar to help us coordinate the quarterly EC meetings. Below are the potential meeting dates which could be subject to change.

July-September 2021 – TBD; the Executive Council will determine what dates to meet during this time to receive recommendations from the Budget Committee to approve Clerk’s budgets.

October 11, 2021 – Executive Council Meeting; Location: Sawgrass, Ponte Vedra Beach.

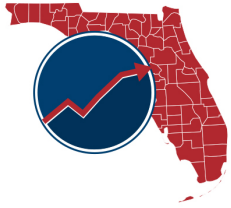
March 8, 2022 – Executive Council Meeting; Location: Sheraton, Panama City Beach.

June 6, 2022 – Executive Council Meeting; Location: Rosen Shingle Creek, Orlando.

COUNCIL ACTION: Informational purposes

LEAD STAFF: John Dew, CCOC Executive Director

ATTACHMENTS: None



CCOC
**FLORIDA CLERKS OF COURT
 OPERATIONS CORPORATION**

JD Peacock, II
 OKALOOSA COUNTY
 EXECUTIVE COUNCIL CHAIR

Jeffrey R. Smith, CPA, CGMA
 INDIAN RIVER COUNTY
 VICE-CHAIR

Tiffany Moore Russell, Esq.
 ORANGE COUNTY
 SECRETARY/TREASURER

STACY BUTTERFIELD, CPA
 POLK COUNTY

HARVEY RUVIN, ESQ.
 MIAMI-DADE COUNTY

KEN BURKE, CPA
 PINELLAS COUNTY
 HOUSE APPOINTEE

JOHN CRAWFORD
 NASSAU COUNTY

RON FICARROTTA
 13TH JUDICIAL CIRCUIT JUDGE
 SUPREME COURT APPOINTEE

JOHN DEW
 EXECUTIVE DIRECTOR

TODD NEWTON
 GILCHRIST COUNTY

NIKKI ALVAREZ-SOWLES, ESQ.
 PASCO COUNTY
 SENATE APPOINTEE

FIRM OF BOYD AND DURANT
 GENERAL COUNSEL

LAURA E. ROTH
 VOLUSIA COUNTY

2560-102 BARRINGTON CIRCLE | TALLAHASSEE, FLORIDA 32308 | PHONE 850.386.2223 | FAX 850.386.2224 | WWW.FLCCOC.ORG

AGENDA ITEM 8

DATE: June 28, 2021
SUBJECT: CCOC 2021 Executive Council Election Results
COMMITTEE ACTION: Informational purposes

OVERVIEW:

Each year Clerks elect four Clerk members to the Executive Council. One from each of the four population groups.

Ballots were provided to the Clerks on May 14, 2021. The due date for returning the ballots to the CPA firm of Bill Sittig was June 4, 2021. Bill Sittig counted the ballots on Friday, June 11, 2021, and the Clerks were informed of the results that afternoon (Attachment 1).

Selected from the population group of fewer than a population of 100,000 was Clerk Todd Newton, Clerk Jeffery Smith was chosen from the population group of 100,000 to 500,000. Clerk Laura Roth was chosen from the population group of 500,001 to 1,000,000. Clerk Tiffany Moore Russell was chosen from the population group of more than 1,000,000.

COUNCIL ACTION: For informational purposes

LEAD STAFF: John Dew, CCOC Executive Director

ATTACHMENT:

1. CPA Certification of the results of the regular 2021 Election

BILL SITTIG CPA, LLC
CERTIFIED PUBLIC ACCOUNTANTS & ADVISORS
1695-7 Metropolitan Circle
Tallahassee, Florida 32308
www.TallahasseeAccountant.NET

William P. Sittig, CPA/PFS*
Lou Ann Cartright
Mark Bigley

Telephone (850) 386-2639
Facsimile (850) 386-2637

June 11, 2021

Members of the Florida Clerks of Court Operations Corporation
President of the Florida Senate
Speaker of the Florida House of Representatives
State of Florida Chief Financial Officer

In accordance with the Plan of Operations for the Florida Clerks of Court Operations Corporation, we are providing this written notification to serve as notice of our certification of the election results for the most recent election of the Executive Council.

The voting procedures outlined in the Plan of Operations were followed as per the prescribed method. Our firm controlled the receipt and counting of the ballots. We will continue to maintain an electronic copy of all ballots submitted for this election. The ballot counting was completed on this date with the following individuals in attendance:

John Dew, Executive Director CCOC
Rob Boyd, Attorney, Boyd & Durant, PL
Bill Sittig, CPA, Internal Auditor for CCOC

The ballots were tallied and as a result, the following members have been elected to the Executive Council:

Group 1 – Todd Newton, Gilchrist County
Group 2 – Jeffery Smith, Indian River County
Group 3 – Laura Roth, Volusia County
Group 4 – Tiffany Moore Russell, Orange County

Feel free to contact me with any questions.

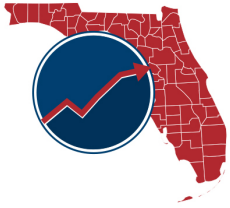
Respectfully Submitted,



W. P. Sittig, CPA

*PFS is the AICPA's Personal Financial Specialist certification for members who have fulfilled established requirements and by demonstrating necessary qualifications for advisors.
Members

Florida Institute of Certified Public Accountants • American Institute of Certified Public Accountants



CCOC

FLORIDA CLERKS OF COURT
OPERATIONS CORPORATION

JD Peacock, II
OKALOOSA COUNTY
EXECUTIVE COUNCIL CHAIR

Jeffrey R. Smith, CPA, CGMA
INDIAN RIVER COUNTY
VICE-CHAIR

Tiffany Moore Russell, esq.
ORANGE COUNTY
SECRETARY/TREASURER

STACY BUTTERFIELD, CPA
POLK COUNTY

HARVEY RUVIN, ESQ.
MIAMI-DADE COUNTY

KEN BURKE, CPA
PINELLAS COUNTY
HOUSE APPOINTEE

JOHN CRAWFORD
NASSAU COUNTY

RON FICARROTTA
13TH JUDICIAL CIRCUIT JUDGE
SUPREME COURT APPOINTEE

JOHN DEW
EXECUTIVE DIRECTOR

TODD NEWTON
GILCHRIST COUNTY

NIKKI ALVAREZ-SOWLES, ESQ.
PASCO COUNTY
SENATE APPOINTEE

FIRM OF BOYD AND DURANT
GENERAL COUNSEL

LAURA E. ROTH
VOLUSIA COUNTY

2560-102 BARRINGTON CIRCLE | TALLAHASSEE, FLORIDA 32308 | PHONE 850.386.2223 | FAX 850.386.2224 | WWW.FLCCOC.ORG

AGENDA ITEM 11

DATE: June 28, 2021
SUBJECT: Annual Memorandum of Agreement with DFS
COMMITTEE ACTION: Approve Agreement

OVERVIEW: Section 28.35(e) F.S. requires CCOC to “enter into a contract with the Department of Financial Services for the department to audit the court-related duties of the office as defined by the membership of the Florida Clerks of Court Operations Corporation.” These contracts, Memorandum of Agreement (MOA), are signed each year.

The proposed annual agreement which would begin July 1, 2021, is different from the 20-21 agreement in only one area. The proposed agreement has the DFS “examining the actions taken by the Clerks’ offices to correct observations noted in previous reports” whereas the previous MOAs had the DFS “examining court-related expenditures according to stated objectives” which were provided in the agreement.

It is expected the DFS will spend the next few years looking back at the results of the previous budget reviews of Clerks and review the progress made by those offices in responding to the recommendations.

CCOC will be reaching out to Clerks to help them prepare for such reviews. CCOC also communicates to Clerks regarding common DFS findings and will continue to do so with the results of the 21-22 audits.

COUNCIL ACTION: Approve proposed MOA.

LEAD STAFF: John Dew, CCOC Executive Director

ATTACHMENTS:

1. Proposed MOA for 21-22
2. Current MOA for 20-21

**MEMORANDUM OF AGREEMENT
BETWEEN THE FLORIDA DEPARTMENT OF FINANCIAL SERVICES
AND THE FLORIDA CLERKS OF COURT OPERATIONS CORPORATION**

This Memorandum of Agreement (MOA) is entered into as of the date last signed by and between the Florida Department of Financial Services (DFS) and the Florida Clerks of Court Operations Corporation (CCOC).

Chief Financial Officer Authority

Whereas, section 17.03, Florida Statutes (F.S.), provides that the Chief Financial Officer, using generally accepted auditing procedures for testing or sampling, shall examine, audit, and settle all accounts, claims and demands, whatsoever, against the state, arising under any law or resolution of the Legislature, and issue a warrant directing the payment out of the State Treasury of such amount as he or she allows thereon; and

Whereas, section 28.35(2)(e), F.S., requires the CCOC to contract with DFS for DFS to conduct an audit of the Clerks of Court (Clerk) by examining court-related expenditures; therefore, the Bureau of Auditing (Bureau) will conduct follow-up audits of prior audit findings of court-related expenditures of state funds to determine whether corrective actions have been taken.

Therefore, the parties enter into this MOA to recognize the following:

DFS Responsibilities

1. No later than July 15th of each fiscal year, DFS will provide the CCOC a schedule of the audits to be completed within the fiscal year. Should there be a change in the schedule, DFS will notify and provide the CCOC with a revised schedule.
2. No later than August 1st of each fiscal year, DFS will present to the CCOC a MOA addressing the audit to be conducted in accordance with section 28.35(2)(e), F.S., for execution.
3. When engaging an audit, DFS will provide the CCOC with a copy of the engagement letter.
4. The Bureau will conduct an audit of the Clerk by examining the actions taken by the Clerks' offices to correct observations noted in previous reports. ✓
5. DFS will provide the CCOC with a copy of the final report that includes the Clerk's response to the final report.
6. DFS will meet with the CCOC semiannually to review and discuss the audit findings to date and any other items of importance to either party.

Audit Objectives

The following objective has been established for the audit of court-related expenditures:

1. Evaluate the actions taken by the Clerks' offices to correct observations noted in previous reports. ✓

CCOC Responsibilities

1. The CCOC will adopt an understanding of allowable expenditures under sections 28.35(3) and 29.008, F.S.
2. The CCOC will communicate common audit findings and the results of follow-up reviews to the Clerks' offices during the annual budget training to assist the Clerks' offices in budgeting for allowable expenditures.

IN WITNESS WHEREOF, the parties agree to the terms and conditions of this Memorandum of Agreement and have duly authorized their respective representatives to sign it on the dates indicated below.

Department of Financial Services

Florida Clerks of Court Operations Corporation

Authorized Signature Date

Authorized Signature Date

Typed or Printed Name

Typed or Printed Name

Title

Title

DocuSign Envelope ID: CC265C22-3156-4D0D-A938-F3A04B044BF3

JD Peacock, II
 OKALOOSA COUNTY
 EXECUTIVE COUNCIL CHAIR

Jeffrey R. Smith, CPA, CGMA
 INDIAN RIVER COUNTY
 VICE-CHAIR

Tiffany Moore Russell, Esq.
 ORANGE COUNTY
 SECRETARY/TREASURER



STACY BUTTERFIELD, CPA
 POLK COUNTY

JOHN CRAWFORD
 NASSAU COUNTY

TODD NEWTON
 GILCHRIST COUNTY

LAURA E. ROTH
 VOLUSIA COUNTY

HARVEY RUVIN, ESQ.
 MIAMI-DADE COUNTY

RON FICARROTTA
 13TH JUDICIAL CIRCUIT JUDGE
 SUPREME COURT APPOINTEE

**ANGELINA "ANGEL"
 COLONNESO, ESQ.**
 MANATEE COUNTY
 SENATE APPOINTEE

VACANT
 HOUSE APPOINTEE

JOHN DEW
 EXECUTIVE DIRECTOR

JOE BOYD
 GENERAL COUNSEL

2560-102 BARRINGTON CIRCLE | TALLAHASSEE, FLORIDA 32308 | PHONE 850.386.2223 | FAX 850.386.2224 | WWW.FLCCOC.ORG

AC097

**MEMORANDUM OF AGREEMENT
 BETWEEN THE FLORIDA DEPARTMENT OF FINANCIAL SERVICES
 AND THE FLORIDA CLERKS OF COURT OPERATIONS CORPORATION**

This Memorandum of Agreement (MOA) is entered into as of the date last signed by and between the Florida Department of Financial Services (DFS) and the Florida Clerks of Court Operations Corporation (CCOC).

Chief Financial Officer Authority

Whereas, section 17.03, Florida Statutes (F.S.), provides that the Chief Financial Officer, using generally accepted auditing procedures for testing or sampling, shall examine, audit, and settle all accounts, claims and demands, whatsoever, against the state, arising under any law or resolution of the Legislature, and issue a warrant directing the payment out of the State Treasury of such amount as he or she allows thereon; and

Whereas, section 28.35(2)(e), F.S., requires the CCOC to contract with DFS for DFS to conduct an audit of the Clerks of Court (Clerk) by examining court-related expenditures; therefore, the Bureau of Auditing (Bureau) will audit court-related expenditures of state funds to determine whether they are in compliance with sections 28.35(3) and 29.008, F.S., and whether the expenditures were properly authorized, recorded, and supported.

Therefore, the parties enter into this MOA to recognize the following:

DFS Responsibilities

1. No later than July 15th of each fiscal year, DFS will provide the CCOC a schedule of the audits to be completed within the fiscal year. Should there be a change in the schedule, DFS will notify and provide the CCOC with a revised schedule.
2. No later than August 1st of each fiscal year, DFS will present to the CCOC an MOA addressing the audit to be conducted in accordance with section 28.35(2)(e), F.S., for execution.
3. When engaging an audit, DFS will provide the CCOC with a copy of the engagement letter.
4. The Bureau will conduct an audit of the Clerk by examining court-related expenditures according to stated objectives.
5. DFS will provide the CCOC with a copy of the final report that includes the Clerk's response to the final report.
6. DFS will meet with the CCOC semiannually to review and discuss the audit findings to date and any other items of importance to either party.

Our Mission: As a governmental organization created by the Legislature, we evaluate Clerks' court-related budgetary needs, and recommend the fair and equitable allocation of resources needed to sustain court operations.



Audit Objectives

The following objectives have been established for the audit of court-related expenditures:

1. Evaluate whether expenditures were within the budgeted appropriations.
2. Evaluate the accuracy and completeness of expenditures reported on the Clerk of Court Expenditure and Collections Reports.
3. Evaluate whether court-related expenditures were in compliance with sections 28.35(3) and 29.008, F.S.
4. Evaluate whether court-related expenditures were properly authorized, recorded, and supported.
5. Evaluate whether the Clerk's salary and total payroll costs were within the applicable caps established by the Florida Legislature's Office of Economic and Demographic Research.
6. Evaluate the Clerk's methodology for allocating payroll costs between court- and non-court-related functions.

CCOC Responsibilities

1. The CCOC will adopt an understanding of allowable expenditures under sections 28.35(3) and 29.008, F.S.
2. The CCOC will communicate common audit findings to the Clerks' offices during the annual budget training to assist the Clerks' offices in budgeting for allowable expenditures.

IN WITNESS WHEREOF, the parties agree to the terms and conditions of this Memorandum of Agreement and have duly authorized their respective representatives to sign it on the dates indicated below.

Department of Financial Services

Florida Clerks of Court Operations Corporation

<small>DocuSigned by:</small>		<small>7/24/2020 1:21 PM EDT</small>		<small>8/4/2020</small>	
<u>Kim Holland</u>		<u>[Signature]</u>			
Authorized Signature	Date	Authorized Signature	Date		
<u>Kim Holland</u>		<u>John D. Dew</u>			
Typed or Printed Name		Typed or Printed Name			
<u>Bureau Chief</u>		<u>Executive Director</u>			
Title		Title			